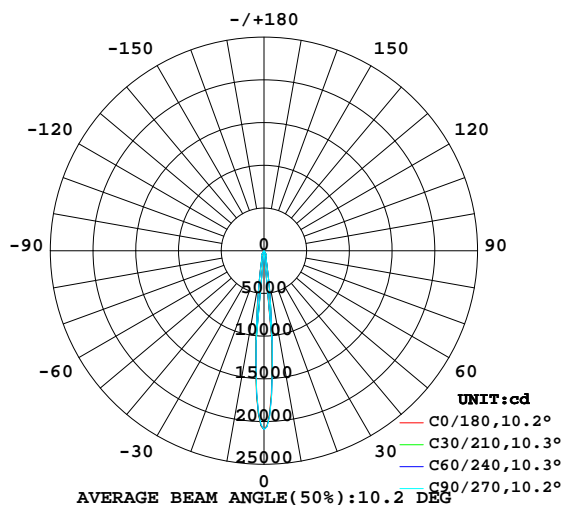


LUMINAIRE PHOTOMETRIC TEST REPORT

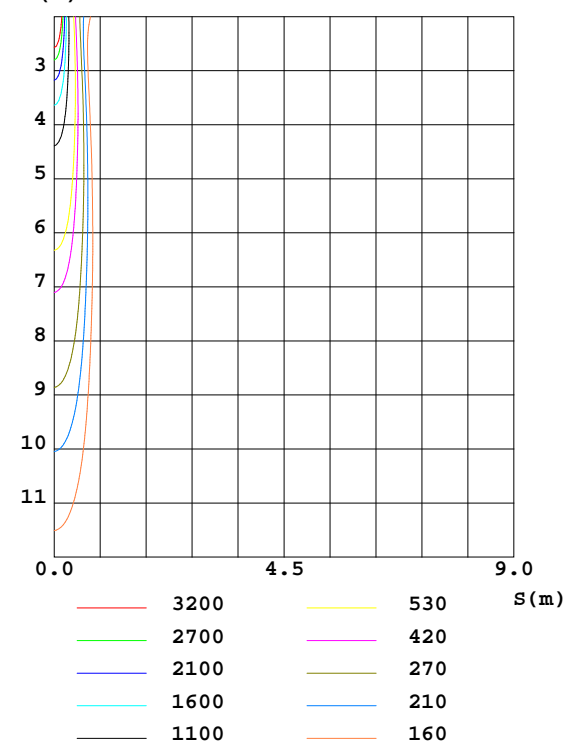
Test:U:226.6V I:0.0900A P:19.40W PF:0.9520 Lamp Flux:1564x1 lm		
NAME:	TYPE:	WEIGHT:
DIM.:	SPEC.:	SERIAL No.:
MFR.: Rayconn	SUR.:	PROTECTION ANGLE:

DATA OF LAMP		PHOTOMETRIC DATA Eff: 80.62 lm/W			
MODEL	TL32-20W-927-W-10	Imax(cd)	20931	S/MH(C0/180)	0.17
NOMINAL POWER(W)	20	LOR(%)	100.0	S/MH(C90/270)	0.18
RATED VOLTAGE(V)	226	TOTAL FLUX(lm)	1564.0	η UP,DN(C0-180)	1.2,49.5
NOMINAL FLUX(lm)	1564	CIE CLASS	DIRECT	η UP,DN(C180-360)	1.4,47.9
LAMPS INSIDE	1	η up(%)	2.6	CIBSE SHR NOM	0.00
TEST VOLTAGE(V)	226.6	η down(%)	97.4	CIBSE SHR MAX	1.00

LUMINOUS INTENSITY DISTRIBUTION DIAGRAM



C0 PLANE ISOLUX DIAGRAM (UNIT:lx)



C Range: 0 - 360DEG
 C Interval: 15.0DEG
 Test Speed: HIGH
 Temperature:25.3DEG
 Operators:ZhangXiao
 Test Date:2016-08-01

γ Range: 0 - 180DEG
 γ Interval: 1.0DEG
 Test System:EVERFINE GO-2000B_V1 SYSTEM V2.0.265
 Humidity:65.0%
 Test Distance:6.610m [K=1.0000]
 Remarks:

ZONAL FLUX DIAGRAM

ZONAL FLUX DIAGRAM:

γ	C0	C45	C90	C135	C180	C225	C270	C315	γ	Φ zone	Φ total	%lum, lamp
10	267.4	287.5	274.1	285.7	280.8	269.3	267.6	247.4	0- 10	763.3	763.3	48.8,48.8
20	74.31	73.86	73.65	74.82	75.44	75.66	74.16	73.04	10- 20	332.2	1095	70,70
30	53.88	55.25	54.26	56.36	55.50	53.19	54.36	53.69	20- 30	296.7	1392	89,89
40	2.101	2.309	2.096	2.078	2.049	2.022	2.109	1.842	30- 40	102.2	1494	95.5,95.5
50	0.6344	0.6743	0.5917	0.5854	0.6301	0.6700	0.5587	0.5688	40- 50	7.982	1502	96.1,96.1
60	0.6252	0.6375	0.5974	0.6202	0.5940	0.6143	0.5576	0.5827	50- 60	5.236	1508	96.4,96.4
70	0.5313	0.5536	0.5264	0.5312	0.5098	0.5242	0.4973	0.5124	60- 70	5.866	1513	96.8,96.8
80	0.4538	0.4791	0.4577	0.4585	0.4459	0.4780	0.4329	0.4413	70- 80	5.041	1519	97.1,97.1
90	0.3156	0.4340	0.3280	0.3193	0.3707	0.4454	0.3694	0.3772	80- 90	4.621	1523	97.4,97.4
100	0.1944	0.2229	0.1987	0.1910	0.3786	0.3965	0.3779	0.3838	90-100	3.547	1527	97.6,97.6
110	0.3321	0.3329	0.3332	0.3275	0.4128	0.4178	0.4142	0.4183	100-110	3.446	1530	97.8,97.8
120	0.3955	0.3926	0.3940	0.3905	0.4738	0.4779	0.4764	0.4800	110-120	4.001	1534	98.1,98.1
130	0.6296	0.6176	0.6212	0.6105	0.6847	0.6952	0.6899	0.6990	120-130	4.602	1539	98.4,98.4
140	1.083	1.078	1.082	1.076	1.094	1.099	1.097	1.107	130-140	6.872	1546	98.8,98.8
150	1.233	1.234	1.249	1.231	1.261	1.258	1.255	1.291	140-150	7.429	1553	99.3,99.3
160	1.313	1.311	1.309	1.308	1.318	1.319	1.317	1.319	150-160	5.931	1559	99.7,99.7
170	1.352	1.358	1.358	1.359	1.363	1.359	1.361	1.361	160-170	3.802	1563	99.9,99.9
180	1.155	1.159	1.153	1.151	1.158	1.157	1.154	1.150	170-180	1.246	1564	100,100
DEG	LUMINOUS INTENSITY:×10cd									UNIT:lm		

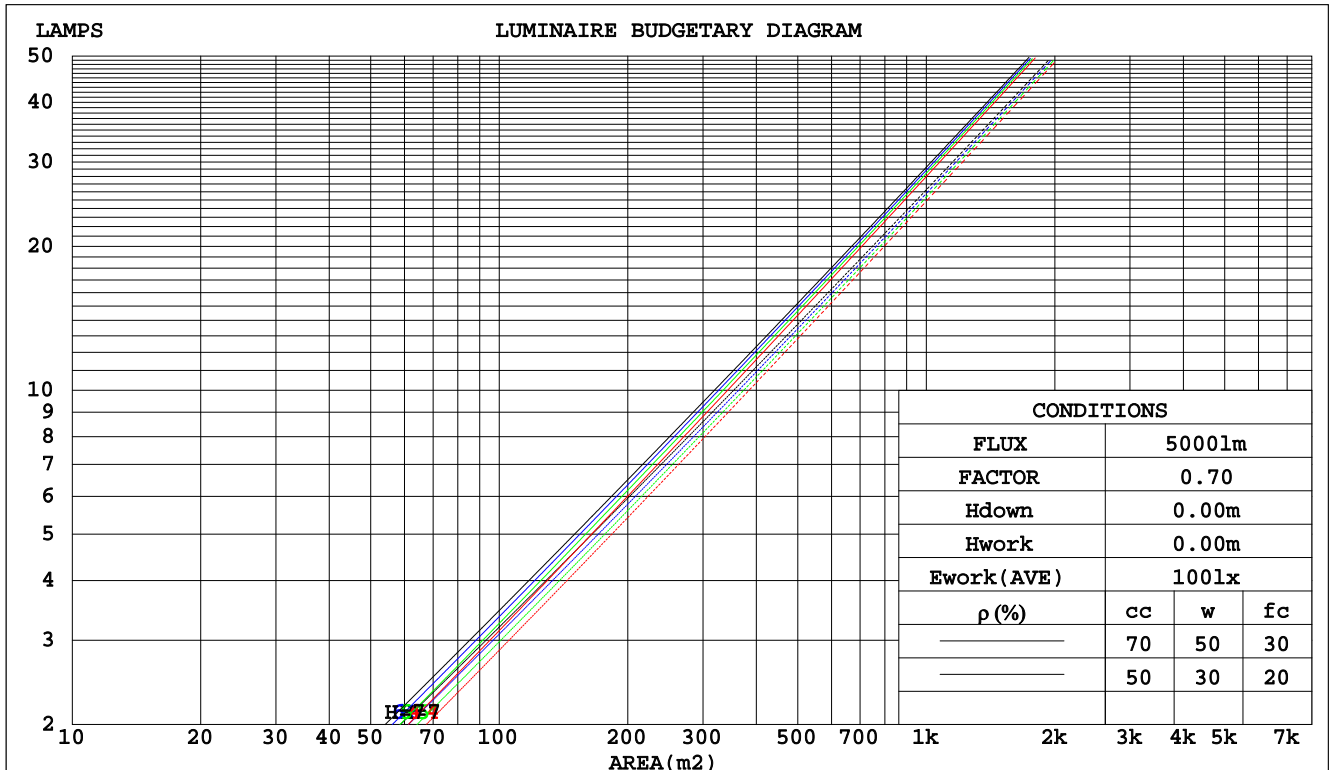
C Range: 0 - 360DEG
C Interval: 15.0DEG
Test Speed: HIGH
Temperature:25.3DEG
Operators:ZhangXiao
Test Date:2016-08-01

γ Range: 0 - 180DEG
γ Interval: 1.0DEG
Test System:EVERFINE GO-2000B_V1 SYSTEM V2.0.265
Humidity:65.0%
Test Distance:6.610m [K=1.0000]
Remarks:

CU AND LUMINAIRE BUDGETARY ESTIMATE DIAGRAM

Test:U:226.6V I:0.0900A P:19.40W PF:0.9520 Lamp Flux:1564x1 lm		
NAME:	TYPE:	WEIGHT:
DIM.:	SPEC.:	SERIAL No.:
MFR.: Rayconn	SUR.:	PROTECTION ANGLE:

pcc	80%			70%			50%			30%			10%			0
pw	50%	30%	10%	50%	30%	10%	50%	30%	10%	50%	30%	10%	50%	30%	10%	0
pfc	20%			20%			20%			20%			20%			0
RCR	RCR:Room Cavity Ratio															



C Range: 0 - 360DEG
C Interval: 15.0DEG
Test Speed: HIGH
Temperature:25.3DEG
Operators:ZhangXiao
Test Date:2016-08-01

γ Range: 0 - 180DEG
γ Interval: 1.0DEG
Test System:EVERFINE GO-2000B_V1 SYSTEM V2.0.265
Humidity:65.0%
Test Distance:6.610m [K=1.0000]
Remarks:

WEC AND CCEC

Test:U:226.6V I:0.0900A P:19.40W PF:0.9520 Lamp Flux:1564x1 lm								
NAME:			TYPE:			WEIGHT:		
DIM.:			SPEC.:			SERIAL No.:		
MFR.: Rayconn			SUR.:			PROTECTION ANGLE:		

pcc	80%			70%			50%			30%			10%			0
pw	50%	30%	10%	50%	30%	10%	50%	30%	10%	50%	30%	10%	50%	30%	10%	0
pfc	20%			20%			20%			20%			20%			0
RCR	RCR:Room Cavity Ratio						Wall Exitance Coefficients(WEC)									
0.0																
1.0	.141	.080	.025	.134	.076	.024	.120	.069	.022	.107	.062	.020	.095	.055	.018	
2.0	.130	.071	.022	.123	.068	.021	.112	.062	.019	.101	.057	.018	.091	.052	.016	
3.0	.120	.064	.019	.115	.061	.018	.105	.057	.017	.096	.052	.016	.087	.048	.015	
4.0	.112	.058	.017	.107	.056	.017	.099	.052	.016	.091	.049	.015	.084	.046	.014	
5.0	.105	.053	.015	.101	.052	.015	.093	.049	.014	.087	.046	.014	.080	.043	.013	
6.0	.098	.049	.014	.095	.048	.014	.089	.045	.013	.083	.043	.013	.077	.041	.012	
7.0	.093	.046	.013	.090	.045	.013	.084	.043	.012	.079	.041	.012	.074	.039	.011	
8.0	.088	.043	.012	.085	.042	.012	.081	.040	.011	.076	.038	.011	.072	.037	.011	
9.0	.084	.041	.011	.081	.040	.011	.077	.038	.011	.073	.037	.010	.069	.035	.010	
10.0	.080	.038	.011	.078	.038	.010	.074	.036	.010	.070	.035	.010	.067	.033	.010	

pcc	80%			70%			50%			30%			10%			0
pw	50%	30%	10%	50%	30%	10%	50%	30%	10%	50%	30%	10%	50%	30%	10%	0
pfc	20%			20%			20%			20%			20%			0
RCR	RCR:Room Cavity Ratio						Ceiling Cavity Exitance Coefficients(CCEC)									
0.0	.210	.210	.210	.180	.180	.180	.123	.123	.123	.071	.071	.071	.023	.023	.023	
1.0	.189	.178	.168	.161	.153	.144	.110	.105	.100	.064	.061	.058	.020	.020	.019	
2.0	.171	.153	.138	.146	.132	.119	.100	.091	.083	.058	.053	.049	.019	.017	.016	
3.0	.156	.134	.116	.134	.115	.100	.092	.080	.070	.053	.047	.042	.017	.015	.014	
4.0	.143	.118	.099	.123	.102	.086	.085	.071	.061	.049	.042	.036	.016	.014	.012	
5.0	.133	.106	.086	.114	.092	.075	.079	.064	.053	.045	.038	.031	.015	.012	.010	
6.0	.124	.096	.076	.106	.083	.066	.073	.058	.047	.043	.034	.028	.014	.011	.009	
7.0	.116	.088	.068	.100	.076	.059	.069	.053	.042	.040	.031	.025	.013	.010	.008	
8.0	.109	.081	.062	.094	.070	.054	.065	.049	.038	.038	.029	.023	.012	.010	.008	
9.0	.104	.075	.057	.089	.066	.049	.062	.046	.035	.036	.027	.021	.012	.009	.007	
10.0	.098	.071	.052	.085	.061	.046	.059	.043	.032	.034	.026	.019	.011	.008	.006	

C Range: 0 - 360DEG
C Interval: 15.0DEG
Test Speed: HIGH
Temperature:25.3DEG
Operators:ZhangXiao
Test Date:2016-08-01

γ Range: 0 - 180DEG
γ Interval: 1.0DEG
Test System:EVERFINE GO-2000B_V1 SYSTEM V2.0.265
Humidity:65.0%
Test Distance:6.610m [K=1.0000]
Remarks:

Uncorrected UGR Table

Test:U:226.6V I:0.0900A P:19.40W PF:0.9520 Lamp Flux:1564x1 lm											
NAME:					TYPE:			WEIGHT:			
DIM.:					SPEC.:			SERIAL No.:			
MFR.: Rayconn					SUR.:			PROTECTION ANGLE:			
ceiling/cavity	0.7	0.7	0.5	0.5	0.3	0.7	0.7	0.5	0.5	0.3	
walls	0.5	0.3	0.5	0.3	0.3	0.5	0.3	0.5	0.3	0.3	
working plane	0.2	0.2	0.2	0.2	0.2	0.2	0.2	0.2	0.2	0.2	
Room dimensions		Viewed crosswise					Viewed endwise				
x = 2H y = 2H	11.4	12.0	11.6	12.2	12.4	11.6	12.3	11.9	12.5	12.7	
	3H	11.5	12.1	11.8	12.4	12.6	11.7	12.3	12.0	12.6	12.8
	4H	11.7	12.3	12.0	12.5	12.8	11.9	12.4	12.2	12.7	12.9
	6H	12.0	12.6	12.3	12.8	13.1	12.2	12.7	12.5	13.0	13.3
	8H	12.3	12.8	12.6	13.1	13.4	12.4	12.9	12.7	13.2	13.5
	12H	12.7	13.2	13.0	13.5	13.8	12.8	13.3	13.1	13.6	13.9
4H	2H	11.3	11.8	11.6	12.1	12.3	11.5	12.1	11.8	12.3	12.6
	3H	11.5	12.0	11.9	12.3	12.6	11.7	12.2	12.1	12.5	12.8
	4H	11.8	12.3	12.2	12.6	13.0	12.0	12.4	12.3	12.7	13.1
	6H	12.4	12.8	12.8	13.1	13.5	12.4	12.9	12.9	13.2	13.6
	8H	12.8	13.2	13.2	13.6	14.0	12.8	13.2	13.3	13.6	14.0
	12H	13.4	13.7	13.8	14.1	14.6	13.4	13.8	13.9	14.2	14.6
8H	4H	11.9	12.3	12.3	12.7	13.1	12.0	12.4	12.5	12.8	13.2
	6H	12.7	13.0	13.2	13.5	13.9	12.7	13.1	13.2	13.5	14.0
	8H	13.3	13.6	13.8	14.1	14.6	13.3	13.6	13.8	14.1	14.6
	12H	14.2	14.4	14.7	14.9	15.4	14.2	14.4	14.7	14.9	15.4
12H	4H	11.9	12.3	12.4	12.7	13.1	12.1	12.4	12.5	12.8	13.3
	6H	12.8	13.1	13.3	13.6	14.0	12.9	13.1	13.4	13.6	14.1
	8H	13.6	13.8	14.1	14.3	14.8	13.6	13.8	14.1	14.3	14.8
Variations with the observer position at spacings:											
S = 1.0H	+ 0.4 / - 0.3					+ 0.4 / - 0.3					
1.5H	+ 0.8 / - 0.2					+ 0.9 / - 0.2					
2.0H	+ 0.3 / - 0.3					+ 0.4 / - 0.3					

CIE Pub.117 Corrected 1564 lm Total Lamp Luminous Flux.(8log(F/F0) = 1.6)

C Range: 0 - 360DEG
C Interval: 15.0DEG
Test Speed: HIGH
Temperature:25.3DEG
Operators:ZhangXiao
Test Date:2016-08-01

γ Range: 0 - 180DEG
γ Interval: 1.0DEG
Test System:EVERFINE GO-2000B_V1 SYSTEM V2.0.265
Humidity:65.0%
Test Distance:6.610m [K=1.0000]
Remarks:

UTILIZATION FACTORS TABLE

Test:U:226.6V I:0.0900A P:19.40W PF:0.9520 Lamp Flux:1564x1 lm		
NAME:	TYPE:	WEIGHT:
DIM.:	SPEC.:	SERIAL No.:
MFR.: Rayconn	SUR.:	PROTECTION ANGLE:

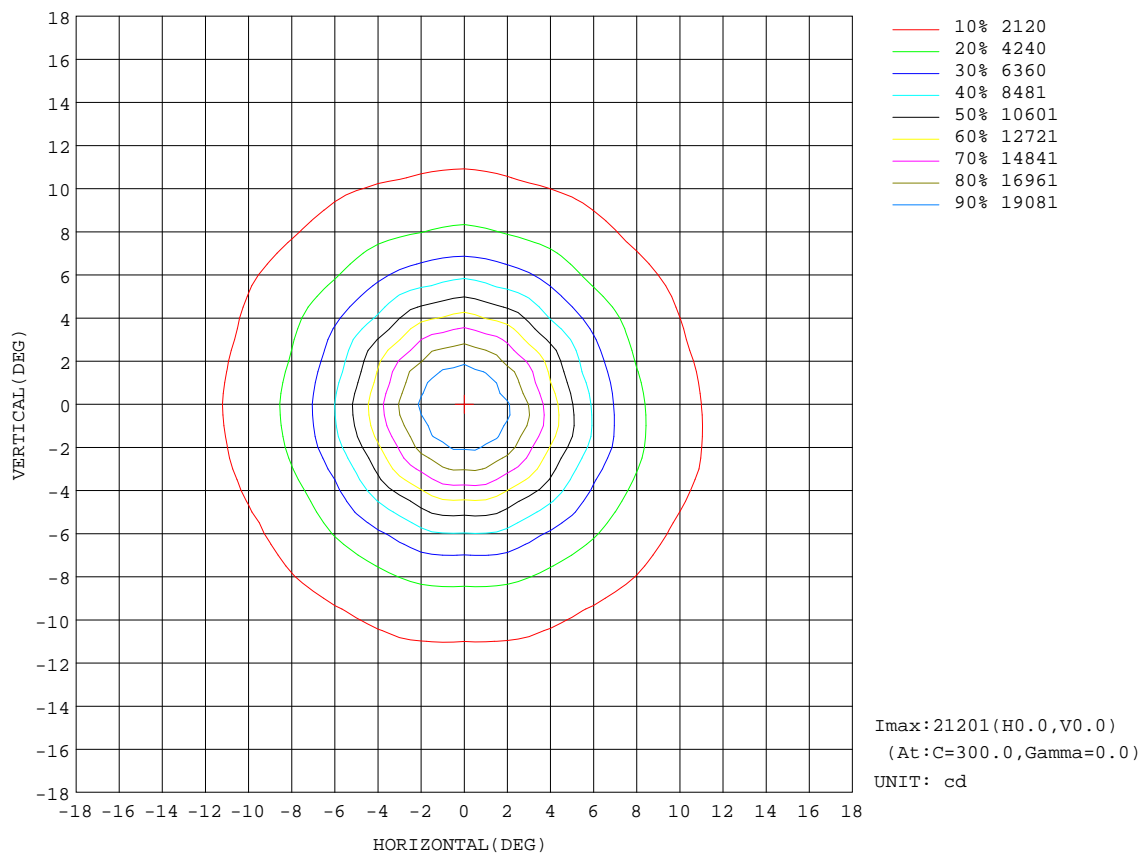
REFLECTANCE										
Ceiling	0.8	0.8	0.8	0.7	0.7	0.7	0.5	0.5	0.5	0
Walls	0.7	0.5	0.3	0.7	0.5	0.3	0.7	0.5	0.3	0
Working plane	0.2	0.2	0.2	0.2	0.2	0.2	0.2	0.2	0.2	0
ROOM INDEX	UTILIZATION FACTORS(PERCENT) $k(RI) \times RCR = 5$									
$k = 0.60$	89	83	79	88	83	79	87	82	79	76
0.80	96	90	87	95	90	87	94	89	86	83
1.00	100	94	91	99	94	91	97	93	90	86
1.25	103	98	95	102	98	95	100	96	94	89
1.50	106	101	98	104	100	98	102	99	96	91
2.00	108	104	101	107	103	100	104	101	98	93
2.50	110	106	103	108	105	102	105	102	100	94
3.00	111	108	105	109	106	104	106	103	101	94
4.00	113	111	108	111	109	107	107	105	104	96
5.00	115	112	111	112	110	109	108	106	105	97
ROOM INDEX	UF(total)									Direct
According to DIN EN 13032-2 2004			Suspended					SHRNOM = 1.25		

C Range: 0 - 360DEG
C Interval: 15.0DEG
Test Speed: HIGH
Temperature:25.3DEG
Operators:ZhangXiao
Test Date:2016-08-01

γ Range: 0 - 180DEG
 γ Interval: 1.0DEG
 γ Test System:EVERFINE GO-2000B_V1 SYSTEM V2.0.265
Humidity:65.0%
Test Distance:6.610m [K=1.0000]
Remarks:

ISOCANDELA DIAGRAM

Test:U:226.6V I:0.0900A P:19.40W PF:0.9520 Lamp Flux:1564x1 lm		
NAME:	TYPE:	WEIGHT:
DIM.:	SPEC.:	SERIAL No.:
MFR.: Rayconn	SUR.:	PROTECTION ANGLE:

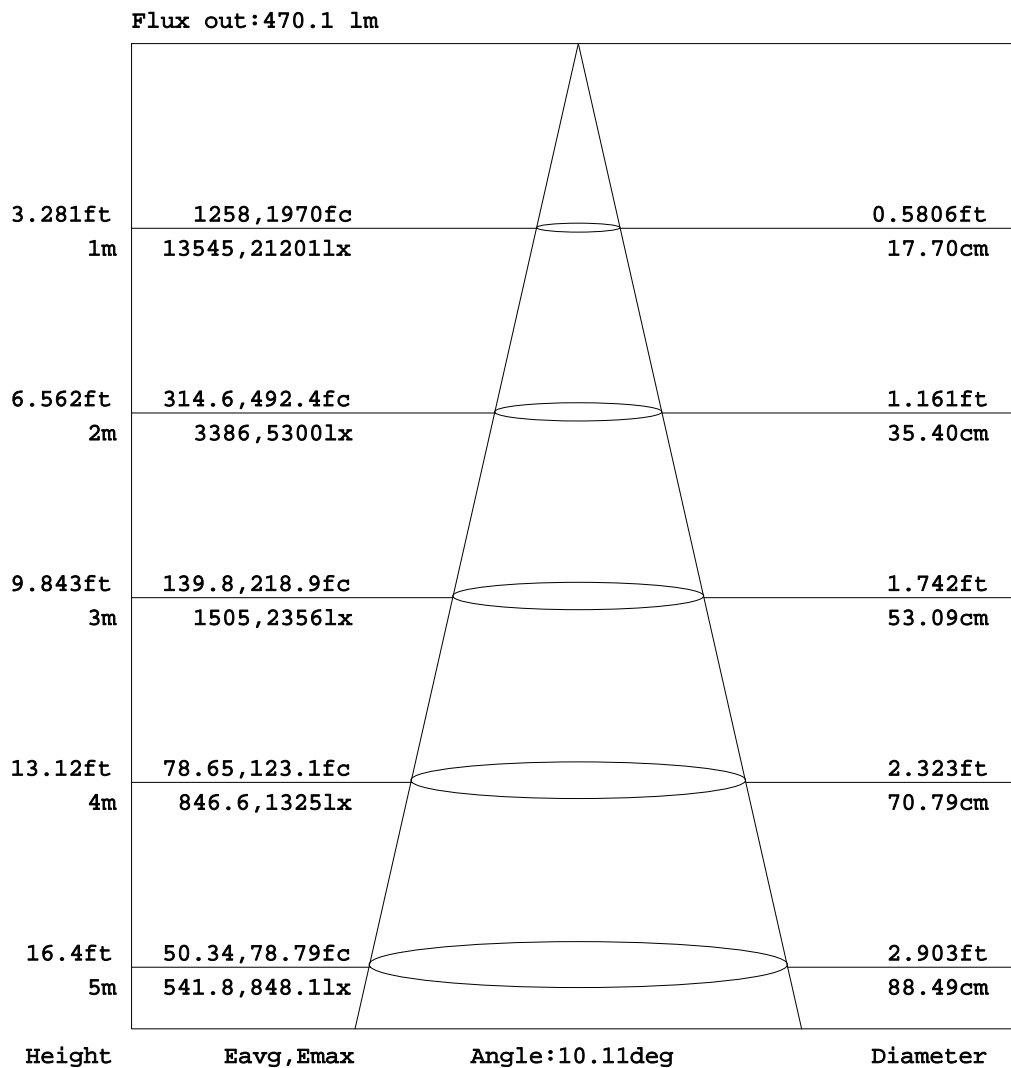


C Range: 0 - 360DEG
C Interval: 15.0DEG
Test Speed: HIGH
Temperature:25.3DEG
Operators:ZhangXiao
Test Date:2016-08-01

γ Range: 0 - 180DEG
γ Interval: 1.0DEG
Test System:EVERFINE GO-2000B_V1 SYSTEM V2.0.265
Humidity:65.0%
Test Distance:6.610m [K=1.0000]
Remarks:

AAI Figure

Test:U:226.6V I:0.0900A P:19.40W PF:0.9520 Lamp Flux:1564x1 lm		
NAME:	TYPE:	WEIGHT:
DIM.:	SPEC.:	SERIAL No.:
MFR.: Rayconn	SUR.:	PROTECTION ANGLE:



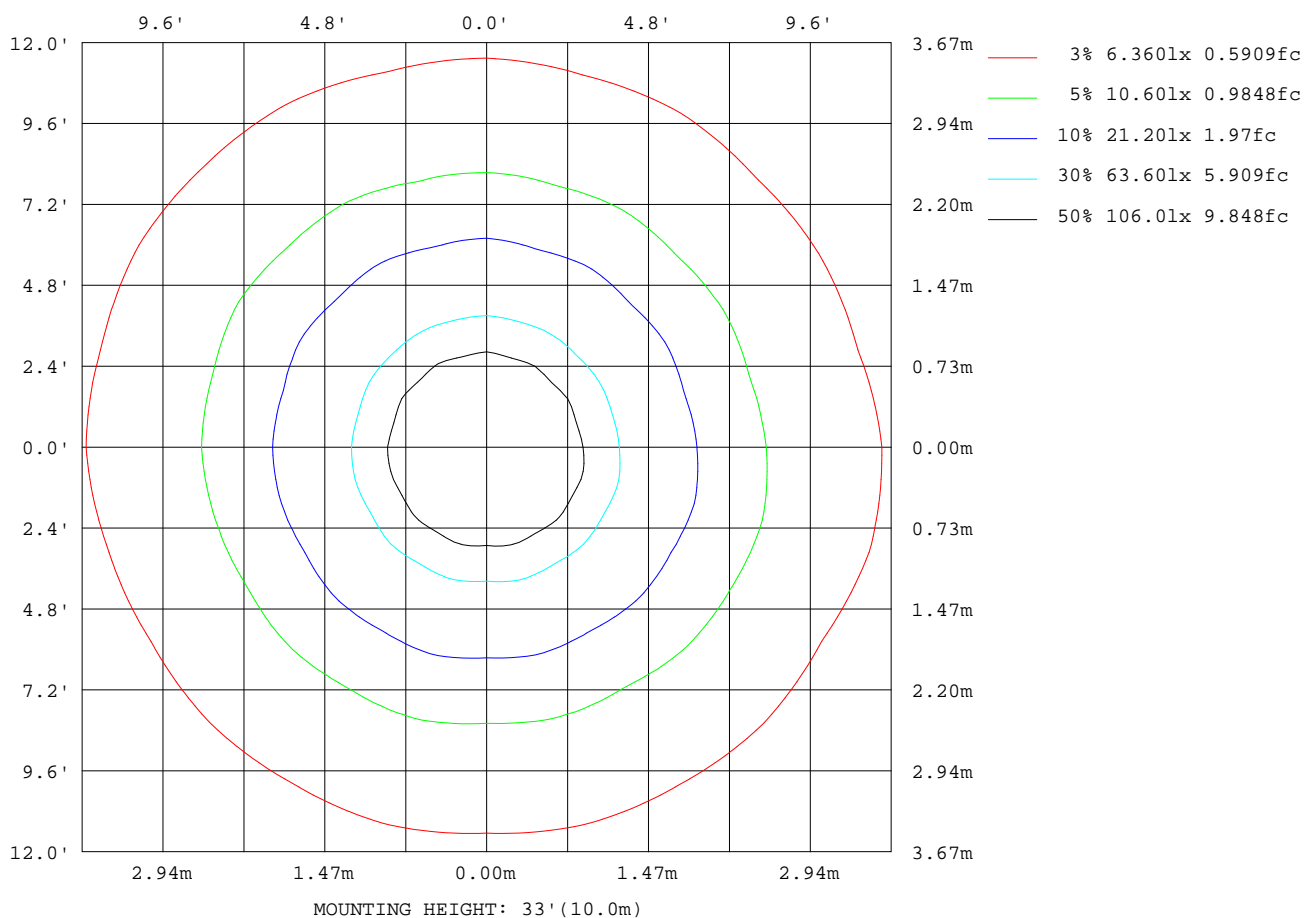
Note:The Curves indicate the illuminated area and the average illumination when the luminaire is at different distance.

C Range: 0 - 360DEG
C Interval: 15.0DEG
Test Speed: HIGH
Temperature:25.3DEG
Operators:ZhangXiao
Test Date:2016-08-01

γ Range: 0 - 180DEG
γ Interval: 1.0DEG
Test System:EVERFINE GO-2000B_V1 SYSTEM V2.0.265
Humidity:65.0%
Test Distance:6.610m [K=1.0000]
Remarks:

ISOLUX DIAGRAM

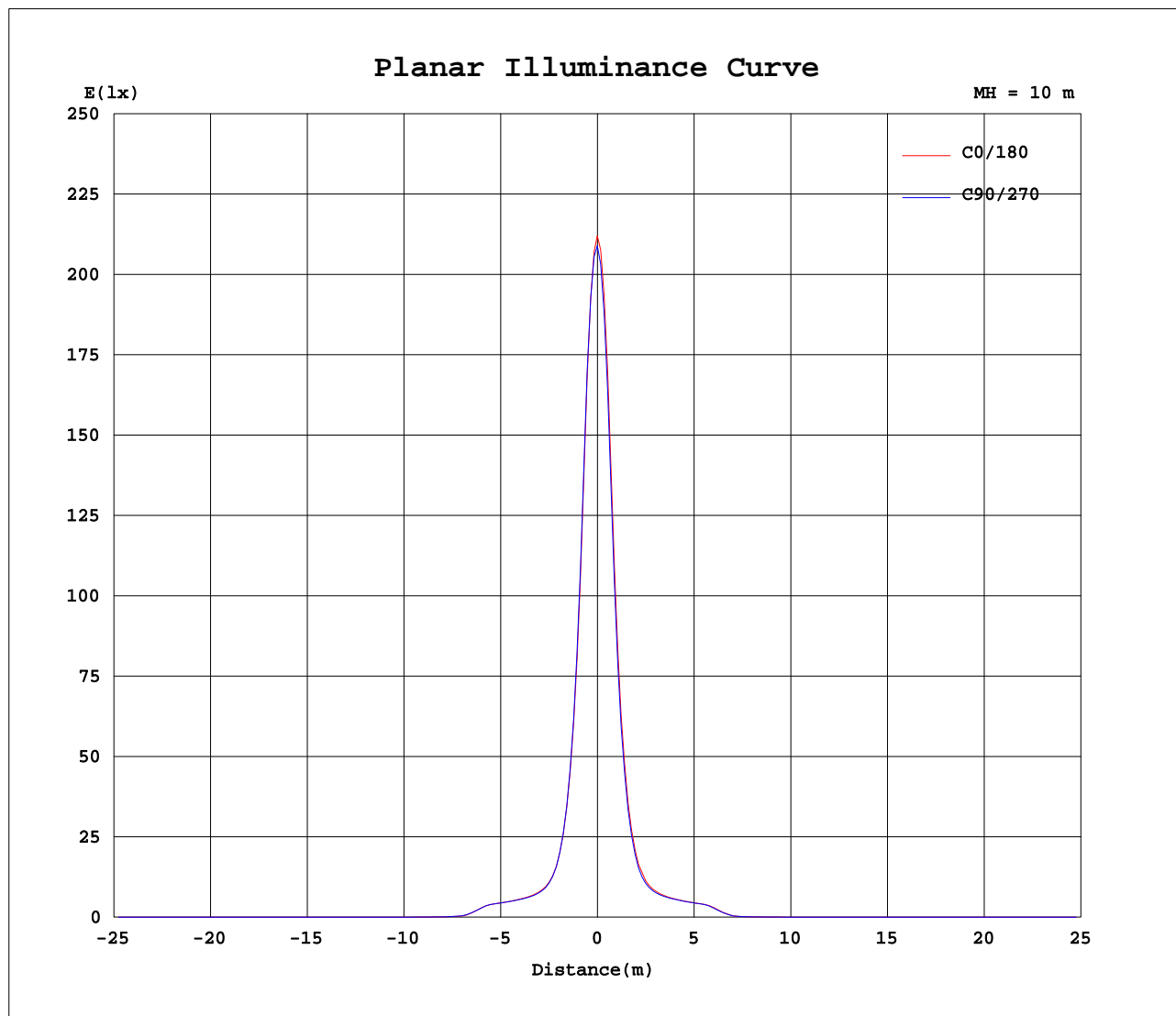
Test:U:226.6V I:0.0900A P:19.40W PF:0.9520 Lamp Flux:1564x1 lm		
NAME:	TYPE:	WEIGHT:
DIM.:	SPEC.:	SERIAL No.:
MFR.: Rayconn	SUR.:	PROTECTION ANGLE:



C Range: 0 - 360DEG
C Interval: 15.0DEG
Test Speed: HIGH
Temperature: 25.3DEG
Operators: ZhangXiao
Test Date: 2016-08-01

γ Range: 0 - 180DEG
γ Interval: 1.0DEG
Test System: EVERFINE GO-2000B_V1 SYSTEM V2.0.265
Humidity: 65.0%
Test Distance: 6.610m [K=1.0000]
Remarks:

Planar Illuminance Curve



C Range: 0 - 360DEG
C Interval: 15.0DEG
Test Speed: HIGH
Temperature: 25.3DEG
Operators: ZhangXiao
Test Date: 2016-08-01

γ Range: 0 - 180DEG
 γ Interval: 1.0DEG
Test System: EVERFINE GO-2000B_V1 SYSTEM V2.0.265
Humidity: 65.0%
Test Distance: 6.610m [K=1.0000]
Remarks:

LUMINOUS DISTRIBUTION INTENSITY DATA

Test:U:226.6V I:0.0900A P:19.40W PF:0.9520 Lamp Flux:1564x1 lm																			
NAME:										TYPE:					WEIGHT:				
DIM.:										SPEC.:					SERIAL No.:				
MFR.: Rayconn										SUR.:					PROTECTION ANGLE:				

Table--1

UNIT: x10cd

C(DEG) γ (DEG)	0	15	30	45	60	75	90	105	120	135	150	165	180	195	210	225	240	255	270
0	2093	2093	2093	2093	2093	2093	2093	2093	2093	2093	2093	2093	2093	2093	2093	2093	2093	2093	2093
5	1056	1114	1087	1137	1098	1142	1100	1143	1098	1131	1085	1117	1094	1042	1084	1032	1070	1018	1056
10	267	286	277	287	274	285	274	288	275	286	272	283	281	269	285	269	278	259	268
15	104	108	106	107	103	105	103	106	104	106	104	107	108	107	111	107	107	102	103
20	74.3	74.8	72.5	73.9	73.7	74.3	73.7	74.6	74.3	74.8	74.3	75.2	75.4	75.1	76.3	75.7	75.5	73.9	74.2
25	63.8	64.1	62.5	63.5	63.9	64.3	64.4	64.7	64.5	65.0	64.4	64.5	64.4	64.1	64.4	64.4	64.6	63.8	64.5
30	53.9	55.7	54.0	55.3	54.1	55.5	54.3	55.4	54.4	56.4	55.7	56.2	55.5	53.3	54.5	53.2	54.2	52.9	54.4
35	7.35	7.89	7.36	8.92	8.58	9.47	8.09	8.92	8.27	9.37	8.58	9.17	8.19	7.16	7.68	7.30	7.80	7.27	7.65
40	2.10	2.12	2.09	2.31	2.29	2.26	2.10	2.08	2.00	2.08	2.03	2.05	2.05	2.00	2.08	2.02	2.08	2.06	2.11
45	0.93	0.9988	1.02	1.00	0.95	0.93	0.88	0.87	0.86	0.90	0.89	0.89	0.92	0.94	0.9966	0.92	0.90	0.86	0.87
50	0.63	0.68	0.70	0.67	0.64	0.61	0.59	0.56	0.56	0.59	0.60	0.64	0.63	0.65	0.68	0.67	0.63	0.58	0.56
55	0.60	0.63	0.64	0.61	0.59	0.57	0.55	0.53	0.54	0.58	0.56	0.58	0.57	0.59	0.61	0.62	0.59	0.57	0.52
60	0.63	0.65	0.66	0.64	0.62	0.60	0.60	0.58	0.60	0.62	0.58	0.59	0.59	0.62	0.63	0.61	0.58	0.59	0.56
65	0.64	0.65	0.65	0.65	0.65	0.63	0.62	0.61	0.62	0.63	0.61	0.61	0.59	0.60	0.61	0.60	0.58	0.58	0.58
70	0.53	0.55	0.55	0.55	0.55	0.53	0.53	0.52	0.53	0.53	0.52	0.52	0.51	0.52	0.53	0.52	0.51	0.50	0.50
75	0.47	0.49	0.49	0.49	0.48	0.47	0.47	0.46	0.47	0.47	0.47	0.47	0.47	0.49	0.50	0.49	0.47	0.46	0.45
80	0.45	0.47	0.48	0.48	0.46	0.45	0.46	0.45	0.46	0.46	0.46	0.46	0.45	0.47	0.48	0.48	0.45	0.44	0.43
85	0.42	0.44	0.47	0.48	0.43	0.42	0.43	0.42	0.42	0.43	0.43	0.42	0.43	0.46	0.49	0.47	0.42	0.42	0.41
90	0.32	0.35	0.40	0.43	0.33	0.32	0.33	0.32	0.32	0.32	0.32	0.32	0.37	0.44	0.46	0.45	0.37	0.37	0.37
95	0.23	0.29	0.31	0.32	0.24	0.24	0.24	0.24	0.24	0.24	0.23	0.24	0.37	0.43	0.46	0.44	0.37	0.37	0.37
100	0.19	0.20	0.22	0.22	0.20	0.19	0.20	0.19	0.19	0.19	0.19	0.19	0.38	0.39	0.40	0.40	0.38	0.38	0.38
105	0.25	0.25	0.26	0.26	0.25	0.25	0.25	0.25	0.25	0.24	0.25	0.24	0.39	0.40	0.40	0.40	0.39	0.39	0.39
110	0.33	0.33	0.34	0.33	0.33	0.33	0.33	0.33	0.33	0.33	0.33	0.32	0.41	0.42	0.42	0.42	0.41	0.42	0.41
115	0.37	0.36	0.37	0.37	0.37	0.36	0.37	0.36	0.37	0.36	0.36	0.36	0.44	0.44	0.44	0.44	0.44	0.44	0.44
120	0.40	0.39	0.39	0.39	0.40	0.39	0.39	0.39	0.39	0.39	0.39	0.39	0.47	0.48	0.48	0.48	0.47	0.48	0.48
125	0.46	0.45	0.46	0.45	0.46	0.45	0.46	0.45	0.45	0.45	0.45	0.45	0.54	0.55	0.54	0.55	0.54	0.55	0.54
130	0.63	0.62	0.63	0.62	0.62	0.61	0.62	0.61	0.62	0.61	0.62	0.61	0.68	0.69	0.69	0.70	0.69	0.70	0.69
135	0.90	0.89	0.90	0.89	0.89	0.88	0.89	0.88	0.89	0.88	0.89	0.88	0.92	0.92	0.92	0.93	0.92	0.93	0.92
140	1.08	1.08	1.08	1.08	1.08	1.08	1.08	1.08	1.08	1.08	1.08	1.08	1.09	1.10	1.09	1.10	1.10	1.10	1.10
145	1.17	1.18	1.19	1.17	1.17	1.17	1.19	1.18	1.17	1.17	1.17	1.19	1.20	1.19	1.19	1.20	1.22	1.20	1.19
150	1.23	1.26	1.27	1.23	1.23	1.23	1.25	1.24	1.23	1.23	1.23	1.26	1.26	1.26	1.25	1.26	1.27	1.26	1.26
155	1.28	1.28	1.28	1.28	1.28	1.27	1.28	1.28	1.27	1.27	1.27	1.27	1.29	1.29	1.29	1.29	1.29	1.29	1.29
160	1.31	1.31	1.31	1.31	1.31	1.31	1.31	1.31	1.31	1.31	1.31	1.31	1.32	1.32	1.32	1.32	1.32	1.32	1.32
165	1.35	1.35	1.35	1.35	1.35	1.35	1.35	1.35	1.35	1.35	1.35	1.35	1.35	1.35	1.35	1.35	1.35	1.35	1.35
170	1.35	1.36	1.35	1.36	1.36	1.36	1.36	1.36	1.36	1.36	1.36	1.36	1.36	1.36	1.36	1.36	1.36	1.36	1.36
175	1.26	1.27	1.26	1.27	1.27	1.27	1.27	1.27	1.27	1.27	1.26	1.26	1.29	1.28	1.29	1.28	1.28	1.28	1.28
180	1.15	1.16	1.16	1.16	1.16	1.16	1.15	1.15	1.15	1.15	1.15	1.15	1.16	1.16	1.16	1.16	1.16	1.15	1.15

C Range: 0 - 360DEG
C Interval: 15.0DEG
Test Speed: HIGH
Temperature:25.3DEG
Operators:ZhangXiao
Test Date:2016-08-01

γ Range: 0 - 180DEG
γ Interval: 1.0DEG
Test System:EVERFINE GO-2000B_V1 SYSTEM V2.0.265
Humidity:65.0%
Test Distance:6.610m [K=1.0000]
Remarks:

LUMINOUS DISTRIBUTION INTENSITY DATA

Test:U:226.6V I:0.0900A P:19.40W PF:0.9520 Lamp Flux:1564x1 lm		
NAME:	TYPE:	WEIGHT:
DIM.:	SPEC.:	SERIAL No.:
MFR.: Rayconn	SUR.:	PROTECTION ANGLE:

Table--2

UNIT: x10cd

C(DEG) γ (DEG)	285	300	315	330	345														
0	2093	2093	2093	2093	2093														
5	1004	1044	998	1050	1015														
10	250	261	247	262	254														
15	99.6	102	99.4	102	101														
20	73.5	73.9	73.0	73.7	73.5														
25	65.1	64.3	64.4	64.6	64.0														
30	53.1	54.4	53.7	55.4	54.1														
35	7.04	7.37	6.86	7.71	6.99														
40	2.00	1.96	1.84	1.88	1.97														
45	0.83	0.84	0.82	0.84	0.86														
50	0.55	0.55	0.57	0.57	0.59														
55	0.52	0.52	0.55	0.54	0.55														
60	0.56	0.56	0.58	0.57	0.58														
65	0.58	0.58	0.60	0.59	0.60														
70	0.50	0.50	0.51	0.51	0.51														
75	0.45	0.45	0.47	0.46	0.46														
80	0.43	0.43	0.44	0.44	0.44														
85	0.41	0.41	0.42	0.42	0.42														
90	0.37	0.37	0.38	0.38	0.37														
95	0.37	0.37	0.38	0.38	0.38														
100	0.38	0.38	0.38	0.38	0.38														
105	0.39	0.39	0.40	0.40	0.39														
110	0.42	0.41	0.42	0.41	0.42														
115	0.44	0.44	0.44	0.44	0.44														
120	0.48	0.48	0.48	0.48	0.48														
125	0.55	0.54	0.55	0.54	0.55														
130	0.70	0.69	0.70	0.69	0.70														
135	0.93	0.93	0.93	0.92	0.93														
140	1.10	1.10	1.11	1.10	1.10														
145	1.20	1.20	1.24	1.20	1.20														
150	1.26	1.27	1.29	1.26	1.26														
155	1.29	1.29	1.30	1.29	1.29														
160	1.32	1.32	1.32	1.32	1.32														
165	1.35	1.35	1.35	1.35	1.35														
170	1.36	1.36	1.36	1.36	1.36														
175	1.28	1.28	1.28	1.28	1.28														
180	1.15	1.15	1.15	1.15	1.15														

C Range: 0 - 360DEG
C Interval: 15.0DEG
Test Speed: HIGH
Temperature:25.3DEG
Operators:ZhangXiao
Test Date:2016-08-01

γ Range: 0 - 180DEG
γ Interval: 1.0DEG
γ Test System:EVERFINE GO-2000B_V1 SYSTEM V2.0.265
Humidity:65.0%
Test Distance:6.610m [K=1.0000]
Remarks: