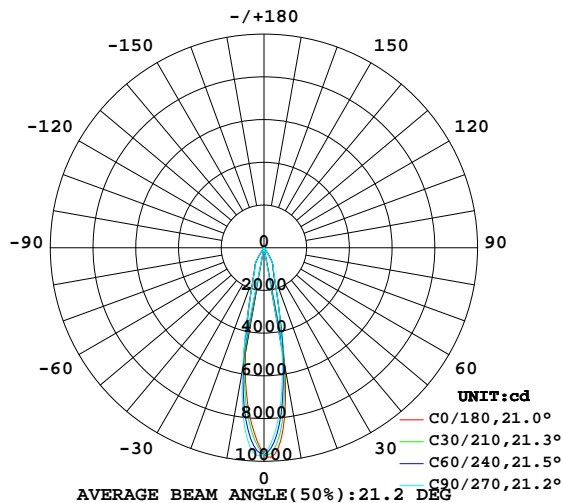


## LUMINAIRE PHOTOMETRIC TEST REPORT

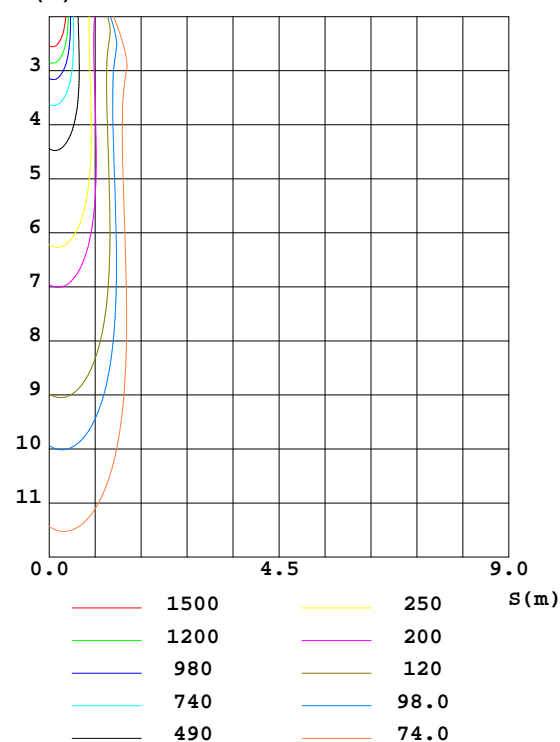
Test:U:226.6V I:0.1260A P:27.60W PF:0.9610 Lamp Flux:2217.79x1 lm		
NAME:	TYPE:	WEIGHT:
DIM.:	SPEC.:	SERIAL No.:
MFR.: Rayconn	SUR.:	PROTECTION ANGLE:

DATA OF LAMP		PHOTOMETRIC DATA Eff: 80.35 lm/W			
MODEL	TL31-30W-927-W-20	Imax(cd)	9913	S/MH(C0/180)	0.37
NOMINAL POWER(W)	28	LOR(%)	100.0	S/MH(C90/270)	0.35
RATED VOLTAGE(V)	226	TOTAL FLUX(lm)	2217.8	η UP,DN(C0-180)	1.2,48.1
NOMINAL FLUX(lm)	2217.79	CIE CLASS	DIRECT	η UP,DN(C180-360)	1.4,49.2
LAMPS INSIDE	1	η up(%)	2.6	CIBSE SHR NOM	0.00
TEST VOLTAGE(V)	226.6	η down(%)	97.4	CIBSE SHR MAX	1.00

LUMINOUS INTENSITY DISTRIBUTION DIAGRAM



C0 PLANE ISOLUX DIAGRAM (UNIT:lx)



C Range: 0 - 360DEG  
 C Interval: 15.0DEG  
 Test Speed: HIGH  
 Temperature:25.3DEG  
 Operators:ZhangXiao  
 Test Date:2016-08-15

γ Range: 0 - 180DEG  
 γ Interval: 1.0DEG  
 Test System:EVERFINE GO-2000B\_V1 SYSTEM V2.0.265  
 Humidity:65.0%  
 Test Distance:6.590m [K=1.0000]  
 Remarks:

## ZONAL FLUX DIAGRAM

### ZONAL FLUX DIAGRAM:

$\gamma$	C0	C45	C90	C135	C180	C225	C270	C315	$\gamma$	$\Phi$ zone	$\Phi$ total	$\%lum, lamp$
10	5571	5341	4880	4934	5029	5308	5789	5668	0- 10	705.1	705.1	31.8,31.8
20	1379	1414	1429	1538	1478	1402	1425	1350	10- 20	744.8	1450	65.4,65.4
30	715.8	736.9	717.4	724.3	714.1	698.4	752.8	712.7	20- 30	476.0	1926	86.8,86.8
40	60.42	58.55	59.83	62.36	60.93	61.78	62.05	61.34	30- 40	166.6	2092	94.3,94.3
50	20.71	19.60	19.96	20.88	20.51	20.45	20.76	20.04	40- 50	26.55	2119	95.5,95.5
60	13.20	13.06	13.09	13.07	12.87	13.23	13.09	12.86	50- 60	14.24	2133	96.2,96.2
70	9.889	9.780	9.763	9.677	9.544	9.735	9.758	9.746	60- 70	11.29	2145	96.7,96.7
80	6.854	6.793	6.812	6.828	6.774	6.863	6.880	6.927	70- 80	8.681	2153	97.1,97.1
90	4.341	4.266	4.341	4.565	5.160	5.224	5.207	5.663	80- 90	6.302	2160	97.4,97.4
100	3.486	3.494	3.537	3.654	5.356	5.384	5.390	5.513	90-100	4.987	2164	97.6,97.6
110	4.512	4.521	4.581	4.551	5.941	5.973	5.959	5.962	100-110	5.048	2170	97.8,97.8
120	6.202	6.171	6.208	6.107	7.178	7.245	7.211	7.246	110-120	5.855	2175	98.1,98.1
130	9.665	9.720	9.863	9.783	10.41	10.44	10.32	10.32	120-130	7.287	2183	98.4,98.4
140	14.55	14.56	14.62	14.51	14.80	14.86	14.80	14.81	130-140	9.591	2192	98.8,98.8
150	17.28	17.28	17.29	17.19	17.48	17.57	17.56	17.53	140-150	10.17	2202	99.3,99.3
160	18.38	18.40	18.44	18.35	18.52	18.57	18.56	18.49	150-160	8.325	2211	99.7,99.7
170	18.44	18.45	18.47	18.45	18.64	18.70	18.73	18.63	160-170	5.290	2216	99.9,99.9
180	17.61	17.65	17.70	17.72	17.61	17.65	17.71	17.73	170-180	1.730	2218	100,100
DEG	LUMINOUS INTENSITY:cd									UNIT:lm		

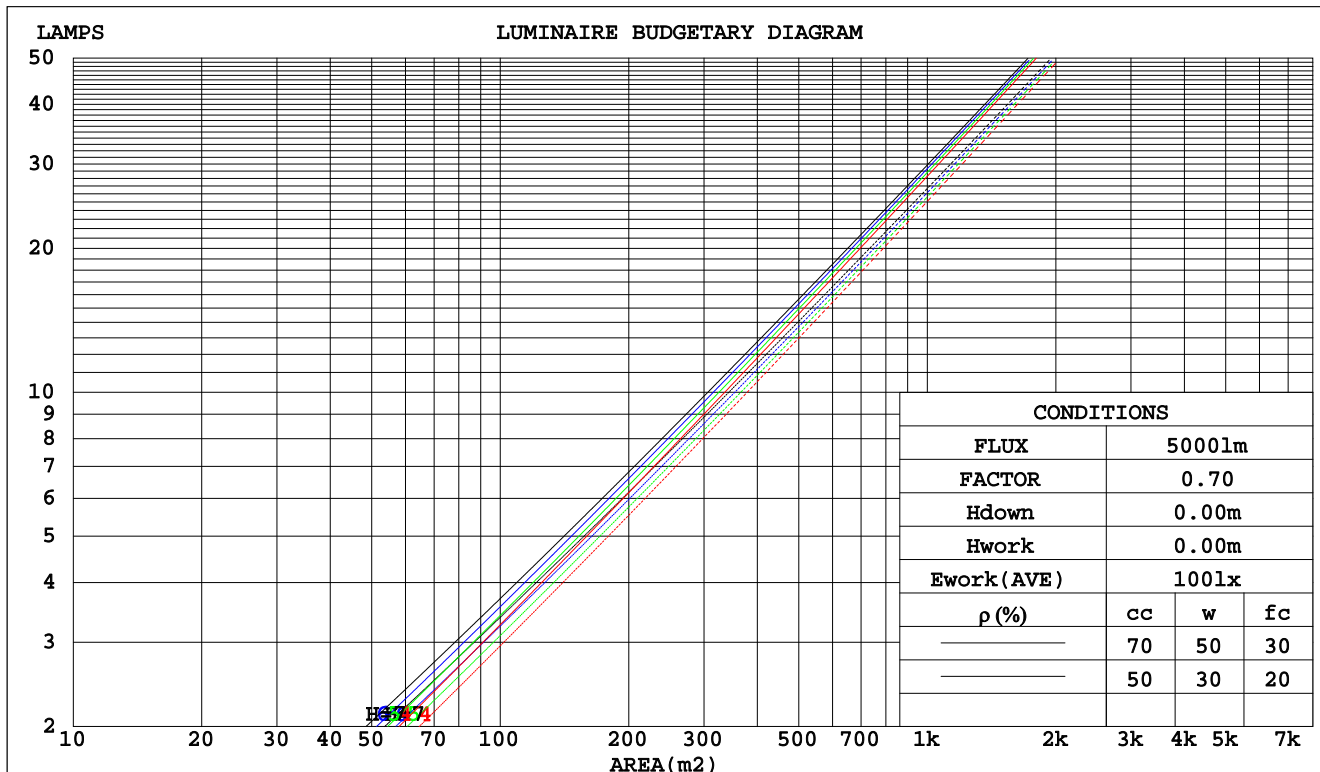
C Range: 0 - 360DEG  
C Interval: 15.0DEG  
Test Speed: HIGH  
Temperature:25.3DEG  
Operators:ZhangXiao  
Test Date:2016-08-15

$\gamma$  Range: 0 - 180DEG  
 $\gamma$  Interval: 1.0DEG  
 $\gamma$  Test System:EVERFINE GO-2000B\_V1 SYSTEM V2.0.265  
Humidity:65.0%  
Test Distance:6.590m [K=1.0000]  
Remarks:

## CU AND LUMINAIRE BUDGETARY ESTIMATE DIAGRAM

Test:U:226.6V I:0.1260A P:27.60W PF:0.9610 Lamp Flux:2217.79x1 lm		
NAME:	TYPE:	WEIGHT:
DIM.:	SPEC.:	SERIAL No.:
MFR.: Rayconn	SUR.:	PROTECTION ANGLE:

pcc	80%			70%			50%			30%			10%			0
pw	50%	30%	10%	50%	30%	10%	50%	30%	10%	50%	30%	10%	50%	30%	10%	0
pfc	20%			20%			20%			20%			20%			0
RCR	Coefficients of Utilization(CU)															
0.0	1.18	1.18	1.18	1.15	1.15	1.15	1.10	1.10	1.10	1.04	1.04	1.04	.00	.00	.00	.97
1.0	1.11	1.09	1.07	1.09	1.07	1.05	1.04	1.03	1.02	1.00	.99	.98	.97	.96	.95	.93
2.0	1.05	1.02	.99	1.03	1.00	.98	.00	.97	.95	.97	.95	.93	.94	.92	.91	.89
3.0	1.00	.96	.93	.99	.95	.92	.96	.93	.90	.93	.91	.88	.91	.89	.87	.85
4.0	.95	.91	.88	.94	.90	.87	.92	.88	.86	.90	.87	.85	.88	.85	.83	.82
5.0	.91	.87	.83	.90	.86	.83	.88	.85	.82	.87	.83	.81	.85	.82	.80	.79
6.0	.88	.83	.80	.87	.82	.79	.85	.81	.79	.84	.80	.78	.82	.79	.77	.76
7.0	.84	.80	.76	.84	.79	.76	.82	.78	.76	.81	.78	.75	.80	.77	.74	.73
8.0	.81	.77	.73	.81	.76	.73	.79	.76	.73	.78	.75	.72	.77	.74	.72	.71
9.0	.78	.74	.71	.78	.74	.71	.77	.73	.70	.76	.72	.70	.75	.72	.70	.69
10.0	.76	.71	.68	.75	.71	.68	.75	.71	.68	.74	.70	.68	.73	.70	.68	.66



C Range: 0 - 360DEG  
C Interval: 15.0DEG  
Test Speed: HIGH  
Temperature:25.3DEG  
Operators:ZhangXiao  
Test Date:2016-08-15

γ Range: 0 - 180DEG  
γ Interval: 1.0DEG  
Test System:EVERFINE GO-2000B\_V1 SYSTEM V2.0.265  
Humidity:65.0%  
Test Distance:6.590m [K=1.0000]  
Remarks:

### WEC AND CCEC

Test:U:226.6V I:0.1260A P:27.60W PF:0.9610 Lamp Flux:2217.79x1 lm					
NAME:		TYPE:		WEIGHT:	
DIM.:		SPEC.:		SERIAL No.:	
MFR.: Rayconn		SUR.:		PROTECTION ANGLE:	

pcc	80%			70%			50%			30%			10%			0
pw	50%	30%	10%	50%	30%	10%	50%	30%	10%	50%	30%	10%	50%	30%	10%	0
pfc	20%			20%			20%			20%			20%			0
RCR	RCR:Room Cavity Ratio						Wall Exitance Coefficients(WEC)									
0.0																
1.0	.154	.088	.028	.146	.084	.027	.133	.076	.024	.120	.069	.022	.108	.063	.020	
2.0	.143	.078	.024	.136	.075	.023	.125	.069	.022	.114	.064	.020	.104	.059	.019	
3.0	.133	.071	.021	.128	.068	.021	.118	.064	.019	.109	.059	.018	.100	.055	.017	
4.0	.125	.065	.019	.120	.063	.019	.112	.059	.018	.104	.056	.017	.096	.052	.016	
5.0	.117	.060	.017	.114	.058	.017	.106	.055	.016	.099	.052	.016	.093	.050	.015	
6.0	.111	.056	.016	.108	.054	.016	.101	.052	.015	.095	.049	.015	.089	.047	.014	
7.0	.105	.052	.015	.102	.051	.015	.097	.049	.014	.091	.047	.014	.086	.045	.013	
8.0	.100	.049	.014	.098	.048	.014	.093	.046	.013	.088	.044	.013	.083	.043	.012	
9.0	.096	.046	.013	.093	.046	.013	.089	.044	.012	.084	.042	.012	.080	.041	.012	
10.0	.092	.044	.012	.090	.043	.012	.085	.042	.012	.081	.040	.011	.078	.039	.011	

pcc	80%			70%			50%			30%			10%			0
pw	50%	30%	10%	50%	30%	10%	50%	30%	10%	50%	30%	10%	50%	30%	10%	0
pfc	20%			20%			20%			20%			20%			0
RCR	RCR:Room Cavity Ratio						Ceiling Cavity Exitance Coefficients(CCEC)									
0.0	.210	.210	.210	.180	.180	.180	.123	.123	.123	.071	.071	.071	.023	.023	.023	
1.0	.190	.178	.167	.162	.153	.144	.111	.105	.099	.064	.061	.058	.020	.020	.019	
2.0	.173	.153	.136	.148	.132	.118	.101	.091	.082	.058	.053	.048	.019	.017	.016	
3.0	.159	.134	.114	.136	.115	.099	.093	.080	.069	.054	.047	.041	.017	.015	.013	
4.0	.147	.119	.097	.126	.103	.085	.087	.071	.060	.050	.042	.035	.016	.014	.012	
5.0	.137	.107	.085	.117	.092	.074	.081	.064	.052	.047	.038	.031	.015	.012	.010	
6.0	.128	.097	.075	.110	.084	.065	.076	.059	.046	.044	.035	.027	.014	.011	.009	
7.0	.121	.089	.067	.104	.077	.058	.072	.054	.041	.042	.032	.024	.013	.010	.008	
8.0	.115	.082	.060	.099	.071	.053	.068	.050	.037	.040	.030	.022	.013	.010	.007	
9.0	.109	.077	.055	.094	.067	.048	.065	.047	.034	.038	.028	.020	.012	.009	.007	
10.0	.104	.072	.051	.090	.063	.045	.062	.044	.032	.036	.026	.019	.012	.009	.006	

C Range: 0 - 360DEG  
C Interval: 15.0DEG  
Test Speed: HIGH  
Temperature:25.3DEG  
Operators:ZhangXiao  
Test Date:2016-08-15

γ Range: 0 - 180DEG  
γ Interval: 1.0DEG  
Test System:EVERFINE GO-2000B\_V1 SYSTEM V2.0.265  
Humidity:65.0%  
Test Distance:6.590m [K=1.0000]  
Remarks:

### Uncorrected UGR Table

Test:U:226.6V I:0.1260A P:27.60W PF:0.9610 Lamp Flux:2217.79x1 lm										
NAME:					TYPE:			WEIGHT:		
DIM.:					SPEC.:			SERIAL No.:		
MFR.: Rayconn					SUR.:			PROTECTION ANGLE:		
ceiling/cavity	0.7	0.7	0.5	0.5	0.3	0.7	0.7	0.5	0.5	0.3
walls	0.5	0.3	0.5	0.3	0.3	0.5	0.3	0.5	0.3	0.3
working plane	0.2	0.2	0.2	0.2	0.2	0.2	0.2	0.2	0.2	0.2
Room dimensions	Viewed crosswise					Viewed endwise				
x = 2H y = 2H	13.8	14.5	14.0	14.7	14.9	13.4	14.1	13.7	14.3	14.5
3H	13.9	14.6	14.2	14.8	15.1	13.6	14.3	13.9	14.5	14.8
4H	14.1	14.7	14.4	15.0	15.2	13.8	14.4	14.1	14.7	15.0
6H	14.4	15.0	14.7	15.2	15.5	14.1	14.7	14.4	15.0	15.3
8H	14.5	15.1	14.9	15.4	15.7	14.3	14.9	14.6	15.2	15.5
12H	14.8	15.3	15.1	15.6	15.9	14.5	15.1	14.9	15.4	15.7
4H 2H	13.6	14.3	13.9	14.5	14.8	13.3	14.0	13.6	14.2	14.5
3H	13.9	14.5	14.3	14.8	15.1	13.7	14.2	14.0	14.5	14.9
4H	14.2	14.7	14.6	15.1	15.4	14.0	14.5	14.4	14.8	15.2
6H	14.7	15.1	15.1	15.5	15.9	14.4	14.9	14.9	15.3	15.7
8H	15.0	15.4	15.4	15.8	16.2	14.8	15.2	15.2	15.6	16.0
12H	15.3	15.7	15.8	16.1	16.6	15.1	15.5	15.6	15.9	16.4
8H 4H	14.3	14.7	14.7	15.1	15.5	14.1	14.5	14.5	14.9	15.3
6H	14.9	15.3	15.4	15.7	16.2	14.7	15.1	15.2	15.5	16.0
8H	15.3	15.6	15.8	16.1	16.6	15.2	15.5	15.7	15.9	16.4
12H	15.9	16.2	16.4	16.7	17.2	15.8	16.0	16.3	16.5	17.0
12H 4H	14.3	14.7	14.7	15.1	15.5	14.1	14.5	14.5	14.9	15.3
6H	15.0	15.3	15.5	15.7	16.2	14.8	15.1	15.3	15.6	16.0
8H	15.5	15.7	16.0	16.2	16.8	15.3	15.6	15.8	16.1	16.6
Variations with the observer position at spacings:										
S = 1.0H	+ 0.8 / - 0.6					+ 0.7 / - 0.6				
1.5H	+ 1.6 / - 0.4					+ 1.6 / - 0.4				
2.0H	+ 0.2 / - 0.3					+ 0.2 / - 0.3				

CIE Pub.117 Corrected 2218 lm Total Lamp Luminous Flux.(8log(F/F0) = 2.8)

C Range: 0 - 360DEG  
C Interval: 15.0DEG  
Test Speed: HIGH  
Temperature:25.3DEG  
Operators:ZhangXiao  
Test Date:2016-08-15

γ Range: 0 - 180DEG  
γ Interval: 1.0DEG  
Test System:EVERFINE GO-2000B\_V1 SYSTEM V2.0.265  
Humidity:65.0%  
Test Distance:6.590m [K=1.0000]  
Remarks:

## UTILIZATION FACTORS TABLE

Test:U:226.6V I:0.1260A P:27.60W PF:0.9610 Lamp Flux:2217.79x1 lm		
NAME:	TYPE:	WEIGHT:
DIM.:	SPEC.:	SERIAL No.:
MFR.: Rayconn	SUR.:	PROTECTION ANGLE:

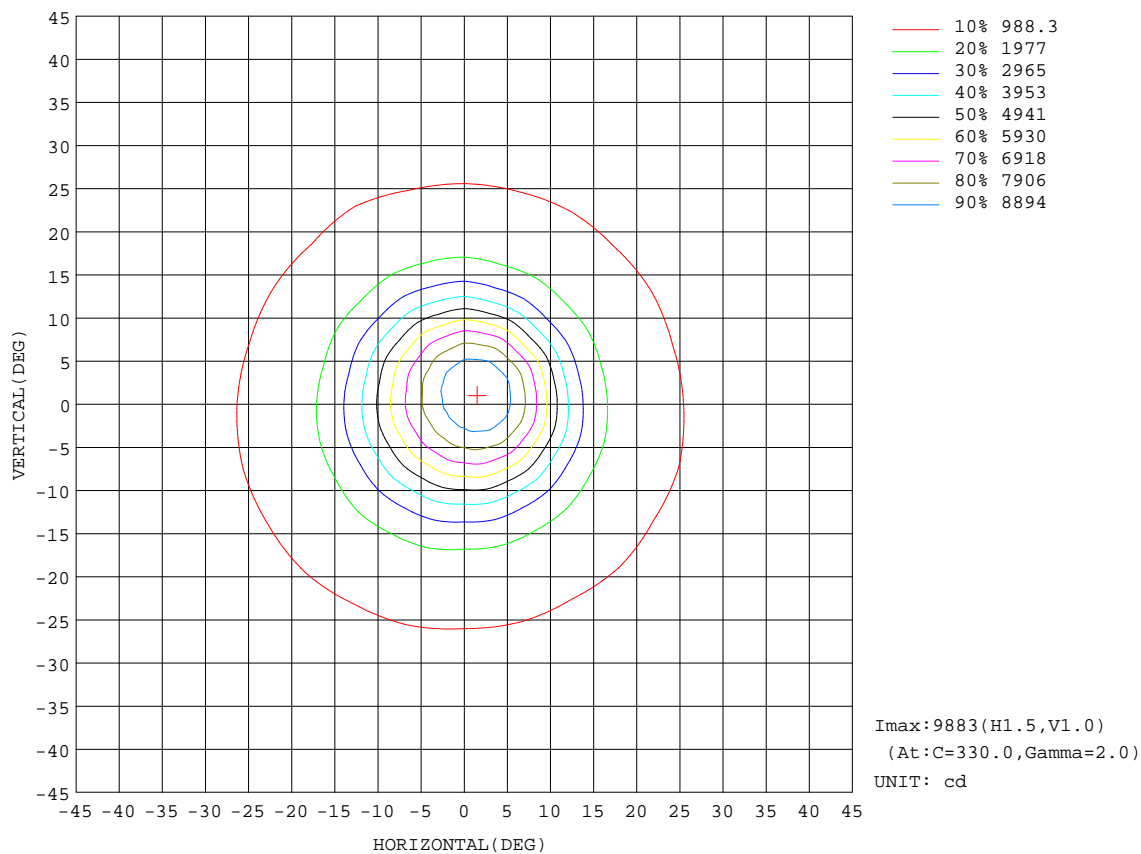
REFLECTANCE										
Ceiling	0.8	0.8	0.8	0.7	0.7	0.7	0.5	0.5	0.5	0
Walls	0.7	0.5	0.3	0.7	0.5	0.3	0.7	0.5	0.3	0
Working plane	0.2	0.2	0.2	0.2	0.2	0.2	0.2	0.2	0.2	0
ROOM INDEX	UTILIZATION FACTORS(PERCENT) $k(RI) \times RCR = 5$									
$k = 0.60$	88	82	78	88	82	78	87	81	78	75
0.80	95	90	86	94	89	86	93	88	85	82
1.00	99	94	90	98	93	90	96	93	89	85
1.25	103	98	94	102	97	94	100	96	93	89
1.50	105	101	98	104	100	97	102	98	96	91
2.00	108	104	101	106	103	100	103	100	98	92
2.50	110	106	103	108	104	102	104	102	100	93
3.00	111	108	105	109	106	104	105	103	101	94
4.00	113	110	108	111	109	107	107	105	104	96
5.00	114	112	110	112	110	109	108	106	105	97
ROOM INDEX	UF(total)									Direct
According to DIN EN 13032-2 2004			Suspended					SHRNOM = 1.25		

C Range: 0 - 360DEG  
C Interval: 15.0DEG  
Test Speed: HIGH  
Temperature:25.3DEG  
Operators:ZhangXiao  
Test Date:2016-08-15

$\gamma$  Range: 0 - 180DEG  
 $\gamma$  Interval: 1.0DEG  
 $\gamma$  Test System:EVERFINE GO-2000B\_V1 SYSTEM V2.0.265  
Humidity:65.0%  
Test Distance:6.590m [K=1.0000]  
Remarks:

### ISOCANDELA DIAGRAM

Test:U:226.6V I:0.1260A P:27.60W PF:0.9610 Lamp Flux:2217.79x1 lm		
NAME:	TYPE:	WEIGHT:
DIM.:	SPEC.:	SERIAL No.:
MFR.: Rayconn	SUR.:	PROTECTION ANGLE:



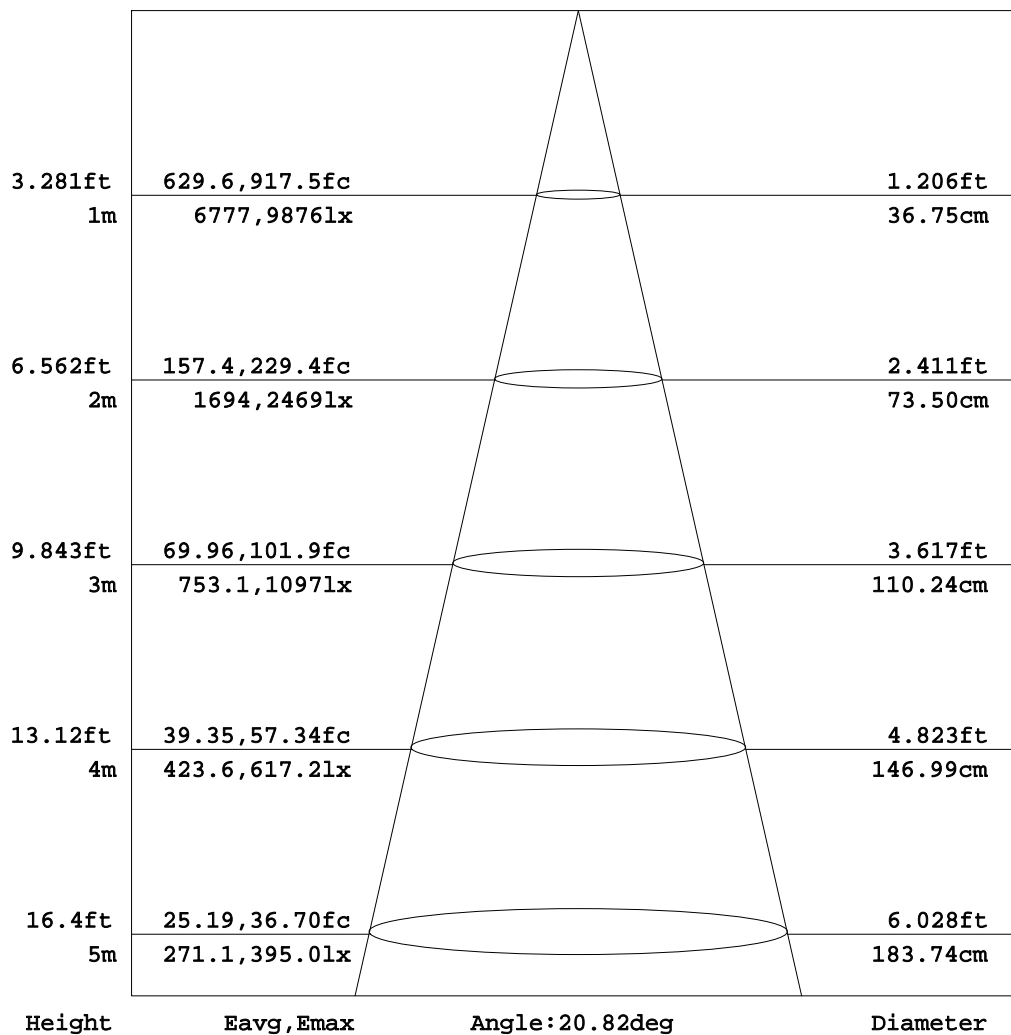
C Range: 0 - 360DEG  
C Interval: 15.0DEG  
Test Speed: HIGH  
Temperature:25.3DEG  
Operators:ZhangXiao  
Test Date:2016-08-15

γ Range: 0 - 180DEG  
γ Interval: 1.0DEG  
Test System:EVERFINE GO-2000B\_V1 SYSTEM V2.0.265  
Humidity:65.0%  
Test Distance:6.590m [K=1.0000]  
Remarks:

### AAI Figure

Test:U:226.6V I:0.1260A P:27.60W PF:0.9610 Lamp Flux:2217.79x1 lm		
NAME:	TYPE:	WEIGHT:
DIM.:	SPEC.:	SERIAL No.:
MFR.: Rayconn	SUR.:	PROTECTION ANGLE:

Flux out:804.5 lm



Note: The Curves indicate the illuminated area and the average illumination when the luminaire is at different distance.

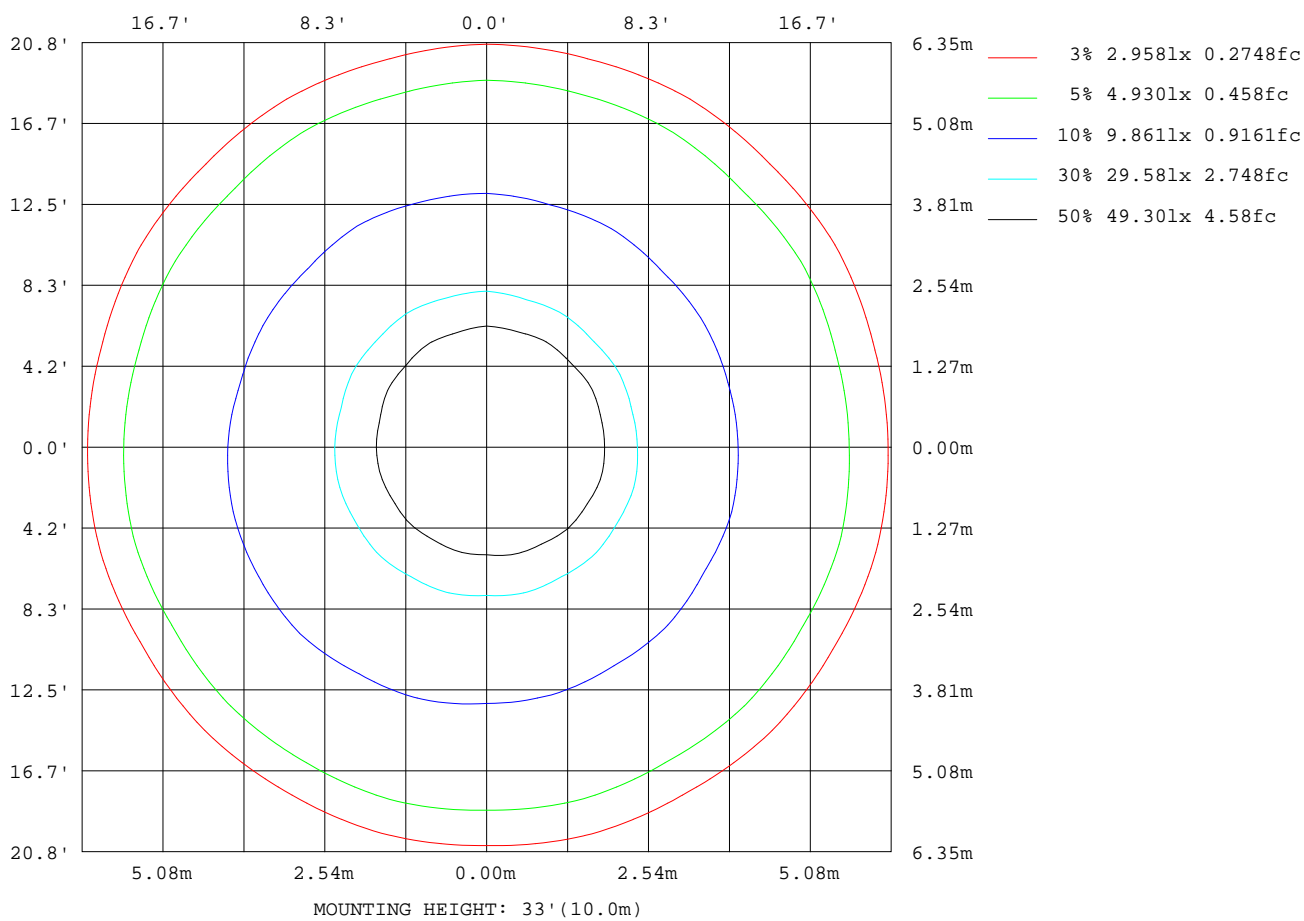
C Range: 0 - 360DEG  
C Interval: 15.0DEG  
Test Speed: HIGH  
Temperature: 25.3DEG  
Operators: ZhangXiao  
Test Date: 2016-08-15

γ Range: 0 - 180DEG  
γ Interval: 1.0DEG  
Test System: EVERFINE GO-2000B\_V1 SYSTEM V2.0.265  
Humidity: 65.0%  
Test Distance: 6.590m [K=1.0000]  
Remarks:



### ISOLUX DIAGRAM

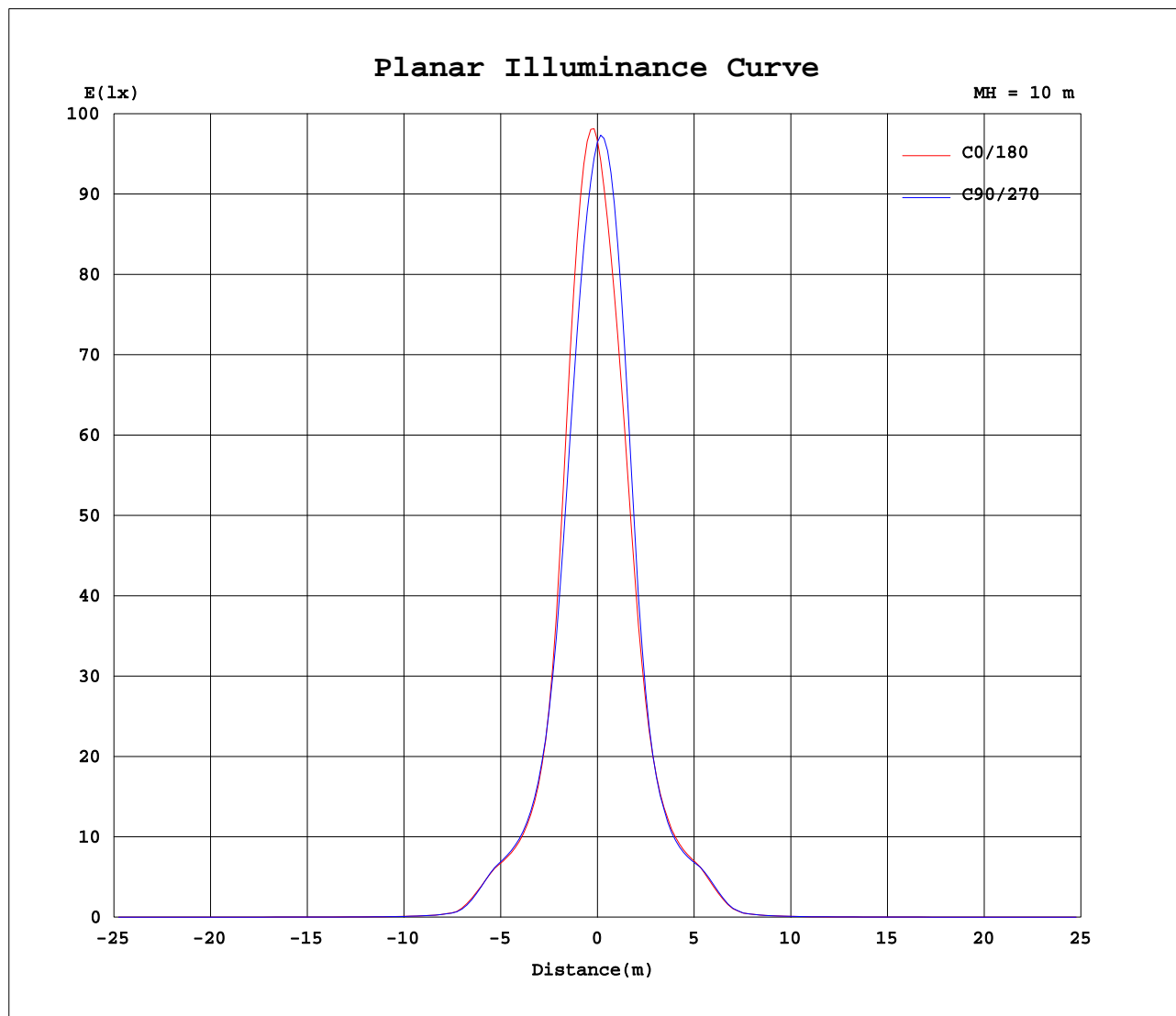
Test:U:226.6V I:0.1260A P:27.60W PF:0.9610 Lamp Flux:2217.79x1 lm		
NAME:	TYPE:	WEIGHT:
DIM.:	SPEC.:	SERIAL No.:
MFR.: Rayconn	SUR.:	PROTECTION ANGLE:



C Range: 0 - 360DEG  
C Interval: 15.0DEG  
Test Speed: HIGH  
Temperature: 25.3DEG  
Operators: ZhangXiao  
Test Date: 2016-08-15

γ Range: 0 - 180DEG  
γ Interval: 1.0DEG  
Test System: EVERFINE GO-2000B\_V1 SYSTEM V2.0.265  
Humidity: 65.0%  
Test Distance: 6.590m [K=1.0000]  
Remarks:

## Planar Illuminance Curve



C Range: 0 - 360DEG  
C Interval: 15.0DEG  
Test Speed: HIGH  
Temperature: 25.3DEG  
Operators: ZhangXiao  
Test Date: 2016-08-15

$\gamma$  Range: 0 - 180DEG  
 $\gamma$  Interval: 1.0DEG  
Test System: EVERFINE GO-2000B\_V1 SYSTEM V2.0.265  
Humidity: 65.0%  
Test Distance: 6.590m [K=1.0000]  
Remarks:

### LUMINOUS DISTRIBUTION INTENSITY DATA

Test:U:226.6V I:0.1260A P:27.60W PF:0.9610 Lamp Flux:2217.79x1 lm																			
NAME:										TYPE:					WEIGHT:				
DIM.:										SPEC.:					SERIAL No.:				
MFR.: Rayconn										SUR.:					PROTECTION ANGLE:				

Table--1

UNIT: cd

C(DEG) γ (DEG)	0	15	30	45	60	75	90	105	120	135	150	165	180	195	210	225	240	255	270
0	9656	9656	9656	9656	9656	9656	9656	9656	9656	9656	9656	9656	9656	9656	9656	9656	9656	9656	9656
5	9047	8970	8705	8572	8288	8155	7934	7855	7718	7717	7678	7759	7830	7911	8145	8284	8579	8707	8992
10	5571	5604	5364	5341	5093	5053	4880	4915	4854	4934	4906	4995	5029	5035	5275	5308	5572	5557	5789
15	2437	2525	2465	2540	2468	2512	2466	2554	2556	2625	2572	2600	2572	2509	2609	2562	2671	2589	2639
20	1379	1403	1374	1414	1399	1430	1429	1495	1487	1538	1498	1505	1478	1418	1431	1402	1448	1415	1425
25	1004	1026	1011	1024	1017	1035	1037	1053	1052	1070	1069	1065	1046	1026	1018	1005	1034	1011	1012
30	716	741	721	737	713	733	717	737	720	724	703	727	714	700	717	698	735	724	753
35	208	220	198	207	186	197	184	194	184	194	182	197	193	187	207	192	202	192	205
40	60.4	60.5	57.8	58.6	57.0	59.0	59.8	61.9	60.6	62.4	61.1	63.1	60.9	60.8	63.6	61.8	62.8	61.0	62.0
45	31.6	31.4	30.0	30.2	29.7	30.6	30.7	31.7	31.4	31.8	31.4	32.9	31.9	31.7	32.5	31.6	32.3	31.5	32.1
50	20.7	20.5	19.8	19.6	19.4	19.7	20.0	20.5	20.7	20.9	20.8	21.3	20.5	20.4	20.6	20.4	20.9	20.7	20.8
55	15.8	15.7	15.4	15.0	14.9	15.1	15.3	15.6	15.8	15.8	15.9	16.1	15.5	15.5	15.6	15.7	15.9	15.7	15.7
60	13.2	13.2	13.0	13.1	13.0	13.0	13.1	13.3	13.3	13.1	13.1	13.3	12.9	12.9	13.1	13.2	13.3	13.1	13.1
65	11.6	11.6	11.5	11.5	11.5	11.5	11.5	11.5	11.4	11.3	11.4	11.5	11.2	11.2	11.3	11.5	11.5	11.4	11.4
70	9.89	9.88	9.76	9.78	9.72	9.77	9.76	9.81	9.77	9.68	9.70	9.77	9.54	9.57	9.65	9.73	9.82	9.75	9.76
75	8.30	8.29	8.19	8.23	8.16	8.15	8.22	8.24	8.30	8.25	8.23	8.25	8.10	8.11	8.16	8.19	8.26	8.24	8.21
80	6.85	6.83	6.78	6.79	6.79	6.80	6.81	6.80	6.82	6.83	6.81	6.82	6.77	6.81	6.84	6.86	6.90	6.86	6.88
85	5.59	5.59	5.54	5.55	5.53	5.53	5.55	5.51	5.51	5.69	5.53	5.55	5.79	5.85	5.88	5.89	5.91	5.90	5.93
90	4.34	4.31	4.28	4.27	4.32	4.28	4.34	4.23	4.26	4.57	4.32	4.30	5.16	5.25	5.21	5.22	5.20	5.21	5.21
95	3.76	3.74	3.73	3.71	3.73	3.70	3.73	3.66	3.69	4.01	3.77	3.72	5.23	5.27	5.25	5.27	5.27	5.28	5.28
100	3.49	3.49	3.49	3.49	3.51	3.50	3.54	3.50	3.51	3.65	3.56	3.52	5.36	5.39	5.38	5.38	5.38	5.38	5.39
105	3.79	3.79	3.82	3.83	3.86	3.86	3.90	3.87	3.92	3.93	3.93	3.88	5.58	5.62	5.60	5.62	5.61	5.61	5.61
110	4.51	4.51	4.54	4.52	4.55	4.53	4.58	4.55	4.58	4.55	4.59	4.55	5.94	5.97	5.95	5.97	5.96	5.97	5.96
115	5.32	5.29	5.32	5.29	5.31	5.27	5.32	5.26	5.30	5.25	5.31	5.27	6.43	6.47	6.43	6.47	6.46	6.48	6.46
120	6.20	6.18	6.22	6.17	6.21	6.16	6.21	6.13	6.18	6.11	6.18	6.13	7.18	7.24	7.19	7.25	7.22	7.24	7.21
125	7.58	7.55	7.63	7.57	7.65	7.56	7.65	7.55	7.65	7.53	7.63	7.53	8.45	8.52	8.45	8.52	8.46	8.50	8.45
130	9.67	9.66	9.76	9.72	9.83	9.77	9.86	9.77	9.90	9.78	9.87	9.75	10.4	10.5	10.4	10.4	10.4	10.4	10.3
135	12.2	12.2	12.3	12.3	12.4	12.3	12.4	12.3	12.4	12.3	12.4	12.3	12.7	12.8	12.7	12.7	12.6	12.7	12.6
140	14.5	14.5	14.6	14.6	14.7	14.6	14.6	14.5	14.6	14.5	14.6	14.5	14.8	14.9	14.8	14.9	14.8	14.8	14.8
145	16.2	16.2	16.2	16.2	16.4	16.3	16.2	16.1	16.2	16.1	16.2	16.1	16.4	16.5	16.5	16.5	16.4	16.5	16.5
150	17.3	17.3	17.3	17.3	17.3	17.3	17.3	17.2	17.3	17.2	17.3	17.2	17.5	17.6	17.5	17.6	17.5	17.6	17.6
155	17.9	18.0	18.0	17.9	18.0	17.9	18.0	17.9	18.0	17.9	18.0	17.9	18.1	18.2	18.2	18.2	18.2	18.2	18.2
160	18.4	18.4	18.4	18.4	18.4	18.4	18.4	18.4	18.4	18.4	18.5	18.4	18.5	18.6	18.5	18.6	18.5	18.6	18.6
165	18.7	18.7	18.7	18.7	18.7	18.7	18.7	18.7	18.8	18.7	18.8	18.7	18.8	18.9	18.8	18.9	18.8	18.8	18.8
170	18.4	18.5	18.4	18.5	18.4	18.4	18.5	18.4	18.5	18.4	18.5	18.5	18.6	18.7	18.7	18.7	18.7	18.7	18.7
175	17.8	17.8	17.7	17.7	17.7	17.6	17.7	17.6	17.7	17.6	17.7	17.7	17.8	17.9	17.9	18.0	18.0	18.0	18.1
180	17.6	17.7	17.6	17.6	17.7	17.7	17.7	17.7	17.8	17.7	17.8	17.8	17.6	17.7	17.6	17.6	17.7	17.7	17.7

C Range: 0 - 360DEG  
C Interval: 15.0DEG  
Test Speed: HIGH  
Temperature:25.3DEG  
Operators:ZhangXiao  
Test Date:2016-08-15

γ Range: 0 - 180DEG  
γ Interval: 1.0DEG  
Test System:EVERFINE GO-2000B\_V1 SYSTEM V2.0.265  
Humidity:65.0%  
Test Distance:6.590m [K=1.0000]  
Remarks:

# LUMINOUS DISTRIBUTION INTENSITY DATA

Test:U:226.6V I:0.1260A P:27.60W PF:0.9610 Lamp Flux:2217.79x1 lm					
NAME:			TYPE:		WEIGHT:
DIM.:			SPEC.:		SERIAL No.:
MFR.: Rayconn			SUR.:		PROTECTION ANGLE:

Table--2

UNIT: cd

C(DEG) γ (DEG)	285	300	315	330	345														
0	9656	9656	9656	9656	9656														
5	9051	9250	9193	9295	9125														
10	5674	5855	5668	5825	5588														
15	2496	2534	2404	2476	2395														
20	1370	1395	1350	1378	1360														
25	1001	1005	986	997	989														
30	737	745	713	739	707														
35	195	211	199	215	203														
40	60.4	62.5	61.3	61.5	59.9														
45	31.2	32.3	31.6	32.2	31.1														
50	20.2	20.3	20.0	20.2	20.1														
55	15.4	15.5	15.3	15.4	15.3														
60	12.9	13.0	12.9	13.0	12.8														
65	11.3	11.3	11.3	11.4	11.3														
70	9.69	9.79	9.75	9.78	9.69														
75	8.13	8.18	8.20	8.21	8.14														
80	6.85	6.91	6.93	6.92	6.86														
85	5.92	6.02	6.14	6.07	5.92														
90	5.22	5.37	5.66	5.70	5.29														
95	5.28	5.39	5.61	5.54	5.32														
100	5.38	5.40	5.51	5.42	5.38														
105	5.60	5.60	5.62	5.61	5.59														
110	5.96	5.96	5.96	5.95	5.93														
115	6.46	6.46	6.47	6.46	6.44														
120	7.23	7.22	7.25	7.22	7.22														
125	8.48	8.45	8.48	8.46	8.48														
130	10.3	10.3	10.3	10.3	10.4														
135	12.6	12.6	12.6	12.6	12.6														
140	14.8	14.8	14.8	14.8	14.8														
145	16.5	16.5	16.5	16.5	16.5														
150	17.6	17.6	17.5	17.5	17.5														
155	18.2	18.2	18.1	18.2	18.2														
160	18.5	18.5	18.5	18.5	18.5														
165	18.8	18.8	18.7	18.8	18.7														
170	18.7	18.7	18.6	18.7	18.6														
175	18.1	18.1	18.1	18.2	18.1														
180	17.7	17.8	17.7	17.8	17.8														

C Range: 0 - 360DEG  
C Interval: 15.0DEG  
Test Speed: HIGH  
Temperature:25.3DEG  
Operators:ZhangXiao  
Test Date:2016-08-15

γ Range: 0 - 180DEG  
γ Interval: 1.0DEG  
γ Test System:EVERFINE GO-2000B\_V1 SYSTEM V2.0.265  
Humidity:65.0%  
Test Distance:6.590m [K=1.0000]  
Remarks: