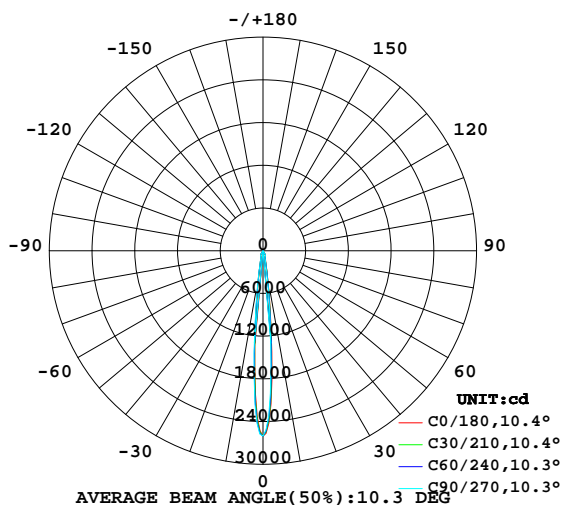


LUMINAIRE PHOTOMETRIC TEST REPORT

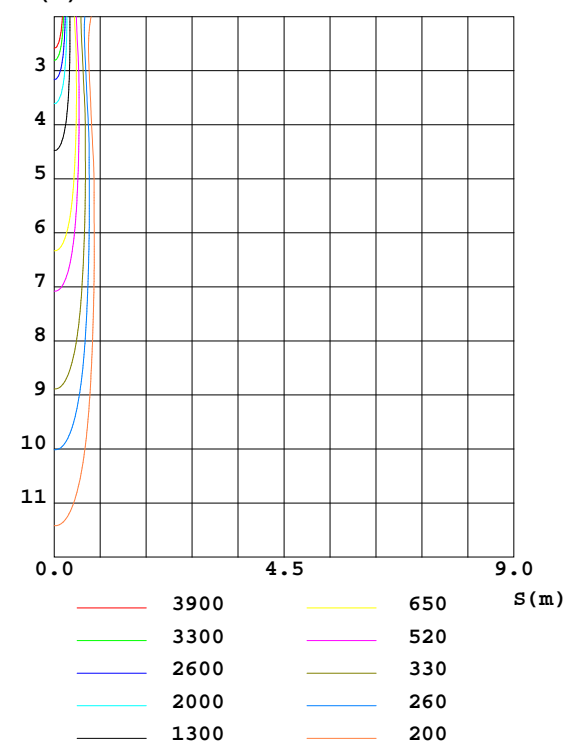
Test:U:226.6V I:0.0890A P:19.40W PF:0.9530 Lamp Flux:1949.59x1 lm		
NAME:	TYPE:	WEIGHT:
DIM.:	SPEC.:	SERIAL No.:
MFR.: Rayconn	SUR.:	PROTECTION ANGLE:

DATA OF LAMP		PHOTOMETRIC DATA Eff: 100.49 lm/W			
MODEL	TL26-20W-830-W-10	Imax(cd)	26043	S/MH(C0/180)	0.19
NOMINAL POWER(W)	20	LOR(%)	100.0	S/MH(C90/270)	0.17
RATED VOLTAGE(V)	226	TOTAL FLUX(lm)	1949.6	η UP,DN(C0-180)	1.2,48.2
NOMINAL FLUX(lm)	1949.59	CIE CLASS	DIRECT	η UP,DN(C180-360)	1.4,49.2
LAMPS INSIDE	1	η up(%)	2.6	CIBSE SHR NOM	0.00
TEST VOLTAGE(V)	226.6	η down(%)	97.4	CIBSE SHR MAX	1.00

LUMINOUS INTENSITY DISTRIBUTION DIAGRAM



C0 PLANE ISOLUX DIAGRAM (UNIT:lx)



C Range: 0 - 360DEG
C Interval: 15.0DEG
Test Speed: HIGH
Temperature:25.3DEG
Operators:ZhangXiao
Test Date:2016-08-01

γ Range: 0 - 180DEG
γ Interval: 1.0DEG
Test System:EVERFINE GO-2000B_V1 SYSTEM V2.0.265
Humidity:65.0%
Test Distance:6.610m [K=1.0000]
Remarks:

ZONAL FLUX DIAGRAM

ZONAL FLUX DIAGRAM:

γ	C0	C45	C90	C135	C180	C225	C270	C315	γ	Φ zone	Φ total	lum, lamp
10	370.3	364.2	316.3	316.8	335.1	328.2	364.4	354.7	0- 10	956.3	956.3	49.1,49.1
20	95.75	94.40	91.39	91.13	92.20	91.12	92.96	93.20	10- 20	417.5	1374	70.5,70.5
30	67.79	68.03	63.67	65.90	64.34	64.98	67.22	69.18	20- 30	368.7	1742	89.4,89.4
40	2.438	2.545	2.312	2.229	2.427	2.593	2.528	2.424	30- 40	123.1	1866	95.7,95.7
50	0.7373	0.7304	0.6361	0.6461	0.6847	0.6871	0.6073	0.6275	40- 50	9.140	1875	96.2,96.2
60	0.7140	0.6993	0.6695	0.6710	0.6771	0.6865	0.6280	0.6163	50- 60	5.784	1881	96.5,96.5
70	0.6100	0.5977	0.5819	0.5941	0.5902	0.6088	0.5806	0.5764	60- 70	6.633	1887	96.8,96.8
80	0.5671	0.5456	0.5317	0.5332	0.5319	0.5382	0.5196	0.5219	70- 80	5.855	1893	97.1,97.1
90	0.4977	0.3995	0.3919	0.3970	0.5781	0.4809	0.4634	0.4642	80- 90	5.562	1899	97.4,97.4
100	0.2581	0.2416	0.2415	0.2449	0.4948	0.4830	0.4722	0.4726	90-100	4.457	1903	97.6,97.6
110	0.4118	0.4056	0.4144	0.4130	0.5193	0.5233	0.5136	0.5144	100-110	4.306	1907	97.8,97.8
120	0.4846	0.4814	0.4890	0.4872	0.5971	0.5993	0.5894	0.5893	110-120	4.969	1912	98.1,98.1
130	0.7639	0.7663	0.7914	0.7883	0.8748	0.8697	0.8483	0.8472	120-130	5.729	1918	98.4,98.4
140	1.342	1.346	1.360	1.357	1.380	1.376	1.365	1.363	130-140	8.590	1927	98.8,98.8
150	1.539	1.544	1.546	1.542	1.595	1.574	1.574	1.568	140-150	9.267	1936	99.3,99.3
160	1.637	1.636	1.641	1.638	1.648	1.647	1.644	1.643	150-160	7.412	1943	99.7,99.7
170	1.693	1.692	1.691	1.688	1.695	1.694	1.699	1.700	160-170	4.749	1948	99.9,99.9
180	1.433	1.426	1.428	1.435	1.434	1.426	1.427	1.435	170-180	1.550	1950	100,100
DEG	LUMINOUS INTENSITY:×10cd									UNIT:lm		

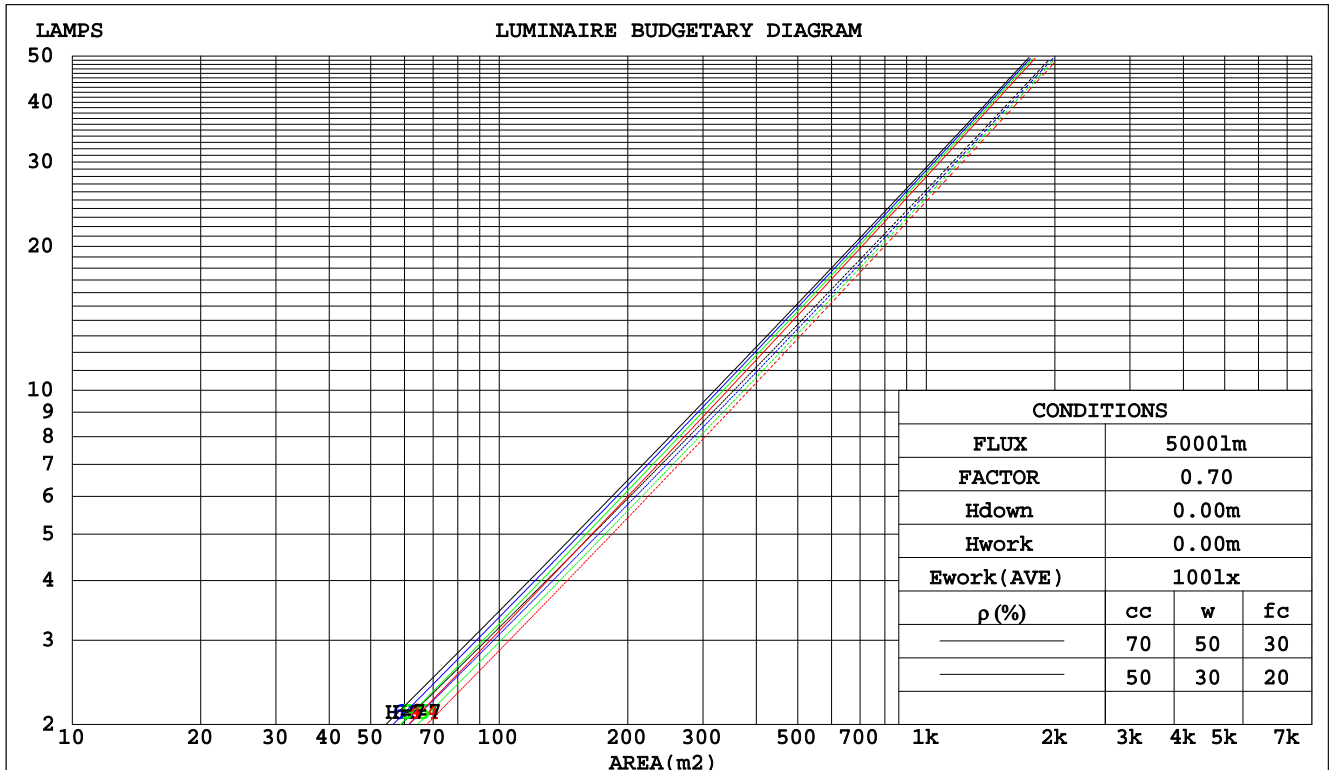
C Range: 0 - 360DEG
C Interval: 15.0DEG
Test Speed: HIGH
Temperature:25.3DEG
Operators:ZhangXiao
Test Date:2016-08-01

γ Range: 0 - 180DEG
γ Interval: 1.0DEG
Test System:EVERFINE GO-2000B_V1 SYSTEM V2.0.265
Humidity:65.0%
Test Distance:6.610m [K=1.0000]
Remarks:

CU AND LUMINAIRE BUDGETARY ESTIMATE DIAGRAM

Test:U:226.6V I:0.0890A P:19.40W PF:0.9530 Lamp Flux:1949.59x1 lm		
NAME:	TYPE:	WEIGHT:
DIM.:	SPEC.:	SERIAL No.:
MFR.: Rayconn	SUR.:	PROTECTION ANGLE:

pcc	80%			70%			50%			30%			10%			0
pw	50%	30%	10%	50%	30%	10%	50%	30%	10%	50%	30%	10%	50%	30%	10%	0
pfc	20%			20%			20%			20%			20%			0
RCR	RCR:Room Cavity Ratio						Coefficients of Utilization(CU)									
0.0	1.18	1.18	1.18	1.15	1.15	1.15	1.10	1.10	1.10	1.04	1.04	1.04	.00	.00	.00	.97
1.0	1.12	1.10	1.08	1.10	1.08	1.06	1.05	1.04	1.03	1.01	1.00	.99	.97	.97	.96	.94
2.0	1.07	1.04	1.01	1.05	1.02	.00	1.01	.99	.97	.98	.96	.95	.95	.94	.93	.91
3.0	1.02	.99	.96	1.01	.97	.95	.98	.95	.93	.95	.93	.91	.93	.91	.90	.88
4.0	.98	.94	.91	.97	.94	.91	.95	.92	.89	.93	.90	.88	.91	.89	.87	.86
5.0	.95	.91	.88	.94	.90	.87	.92	.89	.86	.90	.88	.85	.89	.86	.84	.83
6.0	.92	.88	.85	.91	.87	.84	.89	.86	.84	.88	.85	.83	.87	.84	.82	.81
7.0	.89	.85	.82	.88	.85	.82	.87	.84	.81	.86	.83	.81	.85	.82	.80	.79
8.0	.87	.83	.80	.86	.82	.80	.85	.81	.79	.84	.81	.79	.83	.80	.78	.77
9.0	.84	.80	.78	.84	.80	.78	.83	.79	.77	.82	.79	.77	.81	.78	.76	.76
10.0	.82	.78	.76	.82	.78	.76	.81	.78	.75	.80	.77	.75	.79	.77	.75	.74



C Range: 0 - 360DEG
C Interval: 15.0DEG
Test Speed: HIGH
Temperature:25.3DEG
Operators:ZhangXiao
Test Date:2016-08-01

γ Range: 0 - 180DEG
γ Interval: 1.0DEG
Test System:EVERFINE GO-2000B_V1 SYSTEM V2.0.265
Humidity:65.0%
Test Distance:6.610m [K=1.0000]
Remarks:

WEC AND CCEC

Test:U:226.6V I:0.0890A P:19.40W PF:0.9530 Lamp Flux:1949.59x1 lm									
NAME:				TYPE:			WEIGHT:		
DIM.:				SPEC.:			SERIAL No.:		
MFR.: Rayconn				SUR.:			PROTECTION ANGLE:		

pcc	80%			70%			50%			30%			10%			0
pw	50%	30%	10%	50%	30%	10%	50%	30%	10%	50%	30%	10%	50%	30%	10%	0
pfc	20%			20%			20%			20%			20%			0
RCR	RCR:Room Cavity Ratio						Wall Exitance Coefficients(WEC)									
0.0																
1.0	.140	.080	.025	.133	.076	.024	.119	.068	.022	.106	.061	.020	.095	.055	.018	
2.0	.129	.071	.022	.123	.068	.021	.111	.062	.019	.100	.056	.018	.090	.051	.016	
3.0	.119	.063	.019	.114	.061	.018	.104	.056	.017	.095	.052	.016	.087	.048	.015	
4.0	.111	.058	.017	.107	.056	.016	.098	.052	.016	.090	.049	.015	.083	.045	.014	
5.0	.104	.053	.015	.100	.051	.015	.093	.048	.014	.086	.045	.014	.080	.043	.013	
6.0	.098	.049	.014	.094	.048	.014	.088	.045	.013	.082	.043	.013	.077	.040	.012	
7.0	.092	.046	.013	.089	.045	.013	.084	.042	.012	.079	.040	.012	.074	.038	.011	
8.0	.088	.043	.012	.085	.042	.012	.080	.040	.011	.075	.038	.011	.071	.037	.011	
9.0	.083	.040	.011	.081	.039	.011	.077	.038	.011	.072	.036	.010	.069	.035	.010	
10.0	.079	.038	.011	.077	.037	.010	.073	.036	.010	.070	.035	.010	.066	.033	.010	

pcc	80%			70%			50%			30%			10%			0
ρw	50%	30%	10%	50%	30%	10%	50%	30%	10%	50%	30%	10%	50%	30%	10%	0
ρfc	20%			20%			20%			20%			20%			0
RCR	RCR:Room Cavity Ratio			Ceiling Cavity Exitance Coefficients(CCEC)												
0.0	.210	.210	.210	.180	.180	.180	.123	.123	.123	.071	.071	.071	.023	.023	.023	
1.0	.189	.178	.168	.161	.153	.144	.110	.105	.100	.064	.061	.058	.020	.020	.019	
2.0	.171	.153	.138	.146	.132	.119	.100	.091	.083	.058	.053	.049	.019	.017	.016	
3.0	.156	.134	.116	.134	.115	.101	.092	.080	.071	.053	.047	.042	.017	.015	.014	
4.0	.143	.118	.099	.123	.102	.086	.085	.071	.061	.049	.042	.036	.016	.014	.012	
5.0	.133	.106	.086	.114	.092	.075	.078	.064	.053	.045	.038	.032	.015	.012	.010	
6.0	.124	.096	.076	.106	.083	.067	.073	.058	.047	.043	.034	.028	.014	.011	.009	
7.0	.116	.088	.068	.100	.076	.060	.069	.053	.042	.040	.031	.025	.013	.010	.008	
8.0	.109	.081	.062	.094	.070	.054	.065	.049	.038	.038	.029	.023	.012	.010	.008	
9.0	.103	.075	.057	.089	.065	.049	.062	.046	.035	.036	.027	.021	.012	.009	.007	
10.0	.098	.071	.052	.085	.061	.046	.059	.043	.032	.034	.026	.019	.011	.008	.006	

C Range: 0 - 360DEG
C Interval: 15.0DEG
Test Speed: HIGH
Temperature:25.3DEG
Operators:ZhangXiao
Test Date:2016-08-01

γ Range: 0 - 180DEG
γ Interval: 1.0DEG
Test System:EVERFINE GO-2000B_V1 SYSTEM V2.0.265
Humidity:65.0%
Test Distance:6.610m [K=1.0000]
Remarks:

Uncorrected UGR Table

Test:U:226.6V I:0.0890A P:19.40W PF:0.9530 Lamp Flux:1949.59x1 lm											
NAME:					TYPE:			WEIGHT:			
DIM.:					SPEC.:			SERIAL No.:			
MFR.: Rayconn					SUR.:			PROTECTION ANGLE:			
ceiling/cavity	0.7	0.7	0.5	0.5	0.3	0.7	0.7	0.5	0.5	0.3	
walls	0.5	0.3	0.5	0.3	0.3	0.5	0.3	0.5	0.3	0.3	
working plane	0.2	0.2	0.2	0.2	0.2	0.2	0.2	0.2	0.2	0.2	
Room dimensions		Viewed crosswise					Viewed endwise				
x = 2H y = 2H	12.2	12.8	12.4	13.0	13.2	11.4	12.0	11.7	12.2	12.4	
	3H	12.3	12.9	12.5	13.1	13.3	11.5	12.1	11.8	12.3	12.6
	4H	12.4	13.0	12.7	13.2	13.5	11.7	12.2	12.0	12.5	12.7
	6H	12.7	13.2	13.0	13.5	13.8	12.0	12.6	12.3	12.8	13.1
	8H	13.0	13.5	13.3	13.8	14.1	12.3	12.8	12.6	13.1	13.4
	12H	13.4	13.9	13.8	14.2	14.5	12.7	13.2	13.1	13.5	13.8
4H	2H	12.0	12.6	12.3	12.8	13.1	11.3	11.8	11.6	12.1	12.3
	3H	12.2	12.7	12.6	13.0	13.3	11.5	12.0	11.8	12.3	12.6
	4H	12.5	12.9	12.8	13.2	13.6	11.8	12.2	12.2	12.6	12.9
	6H	13.0	13.4	13.4	13.8	14.2	12.4	12.8	12.8	13.1	13.5
	8H	13.5	13.8	13.9	14.2	14.6	12.8	13.2	13.2	13.6	14.0
	12H	14.1	14.5	14.6	14.9	15.3	13.4	13.8	13.9	14.2	14.6
8H	4H	12.5	12.9	12.9	13.3	13.7	11.9	12.3	12.3	12.7	13.1
	6H	13.3	13.6	13.8	14.1	14.5	12.7	13.0	13.2	13.5	13.9
	8H	14.0	14.3	14.5	14.7	15.2	13.4	13.6	13.8	14.1	14.6
	12H	14.9	15.2	15.4	15.7	16.2	14.2	14.5	14.7	15.0	15.5
12H	4H	12.5	12.9	13.0	13.3	13.7	11.9	12.3	12.4	12.7	13.1
	6H	13.4	13.7	13.9	14.1	14.6	12.8	13.1	13.3	13.6	14.1
	8H	14.2	14.4	14.7	14.9	15.4	13.6	13.8	14.1	14.3	14.8
Variations with the observer position at spacings:											
S = 1.0H	+ 0.4 / - 0.3					+ 0.4 / - 0.3					
1.5H	+ 0.8 / - 0.2					+ 0.9 / - 0.2					
2.0H	+ 0.3 / - 0.3					+ 0.3 / - 0.3					

CIE Pub.117 Corrected 1950 lm Total Lamp Luminous Flux.(8log(F/F0) = 2.3)

C Range: 0 - 360DEG
C Interval: 15.0DEG
Test Speed: HIGH
Temperature:25.3DEG
Operators:ZhangXiao
Test Date:2016-08-01

γ Range: 0 - 180DEG
γ Interval: 1.0DEG
Test System:EVERFINE GO-2000B_V1 SYSTEM V2.0.265
Humidity:65.0%
Test Distance:6.610m [K=1.0000]
Remarks:

UTILIZATION FACTORS TABLE

Test:U:226.6V I:0.0890A P:19.40W PF:0.9530 Lamp Flux:1949.59x1 lm		
NAME:	TYPE:	WEIGHT:
DIM.:	SPEC.:	SERIAL No.:
MFR.: Rayconn	SUR.:	PROTECTION ANGLE:

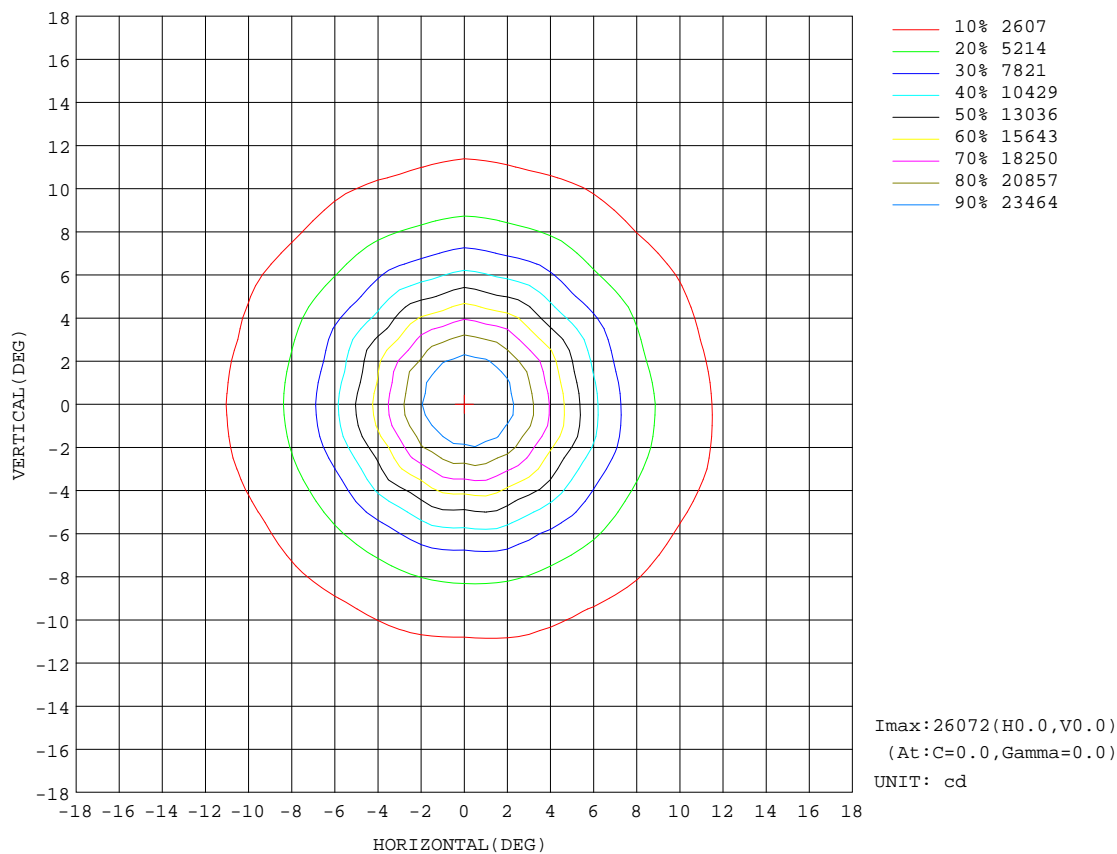
REFLECTANCE										
Ceiling	0.8	0.8	0.8	0.7	0.7	0.7	0.5	0.5	0.5	0
Walls	0.7	0.5	0.3	0.7	0.5	0.3	0.7	0.5	0.3	0
Working plane	0.2	0.2	0.2	0.2	0.2	0.2	0.2	0.2	0.2	0
ROOM INDEX	UTILIZATION FACTORS(PERCENT) $k(RI) \times RCR = 5$									
$k = 0.60$	89	83	80	88	83	79	87	82	79	76
0.80	96	90	87	95	90	87	94	89	86	83
1.00	100	94	91	99	94	91	97	93	90	86
1.25	103	98	95	102	98	95	100	96	94	89
1.50	106	101	98	105	101	98	102	99	96	92
2.00	108	104	101	107	103	100	104	101	98	93
2.50	110	106	103	108	105	102	105	102	100	94
3.00	111	108	105	109	106	104	106	103	102	95
4.00	113	111	108	111	109	107	107	105	104	96
5.00	115	112	111	112	110	109	108	107	105	97
ROOM INDEX	UF(total)									Direct
According to DIN EN 13032-2 2004			Suspended					SHRNOM = 1.25		

C Range: 0 - 360DEG
C Interval: 15.0DEG
Test Speed: HIGH
Temperature:25.3DEG
Operators:ZhangXiao
Test Date:2016-08-01

γ Range: 0 - 180DEG
 γ Interval: 1.0DEG
 γ Test System:EVERFINE GO-2000B_V1 SYSTEM V2.0.265
Humidity:65.0%
Test Distance:6.610m [K=1.0000]
Remarks:

ISOCANDELA DIAGRAM

Test:U:226.6V I:0.0890A P:19.40W PF:0.9530 Lamp Flux:1949.59x1 lm		
NAME:	TYPE:	WEIGHT:
DIM.:	SPEC.:	SERIAL No.:
MFR.: Rayconn	SUR.:	PROTECTION ANGLE:



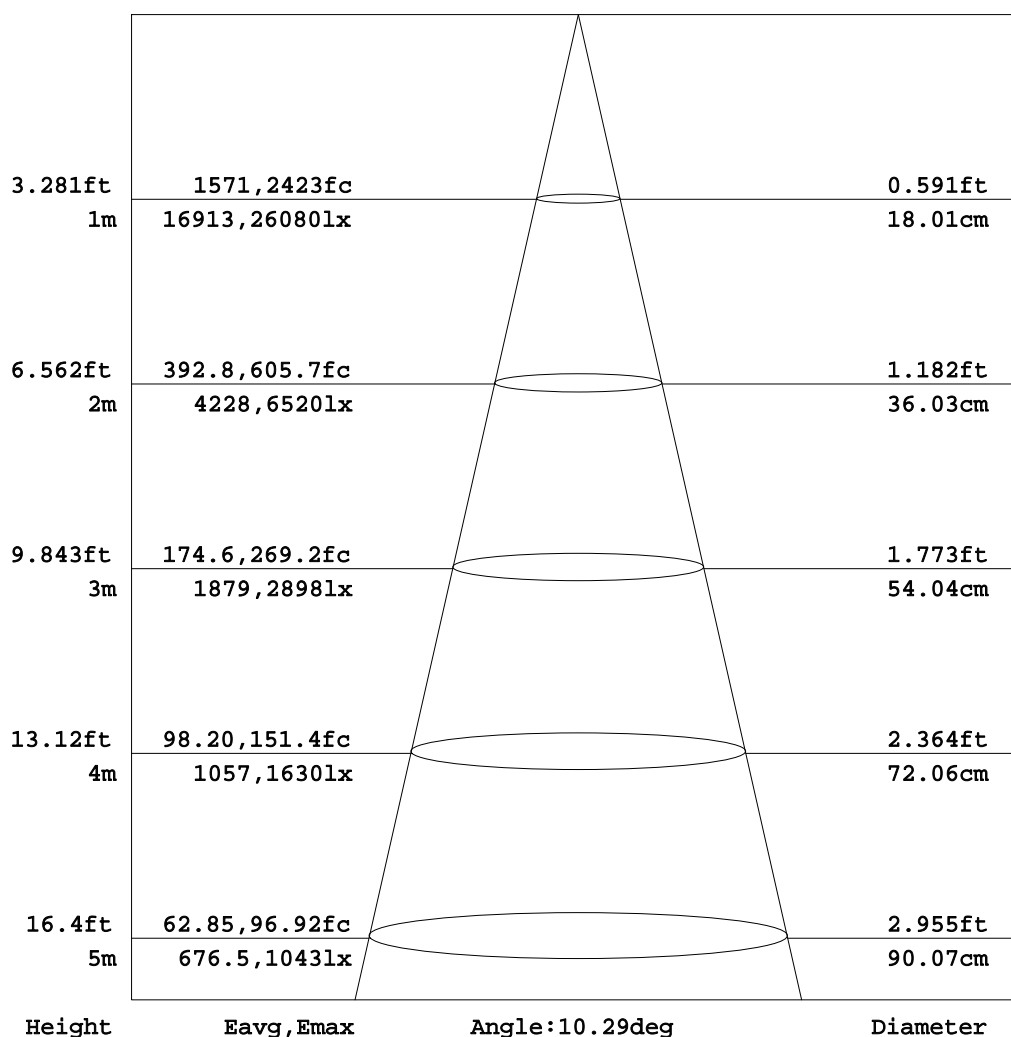
C Range: 0 - 360DEG
C Interval: 15.0DEG
Test Speed: HIGH
Temperature:25.3DEG
Operators:ZhangXiao
Test Date:2016-08-01

γ Range: 0 - 180DEG
γ Interval: 1.0DEG
Test System:EVERFINE GO-2000B_V1 SYSTEM V2.0.265
Humidity:65.0%
Test Distance:6.610m [K=1.0000]
Remarks:

AAI Figure

Test:U:226.6V I:0.0890A P:19.40W PF:0.9530 Lamp Flux:1949.59x1 lm		
NAME:	TYPE:	WEIGHT:
DIM.:	SPEC.:	SERIAL No.:
MFR.: Rayconn	SUR.:	PROTECTION ANGLE:

Flux out:587.0 lm



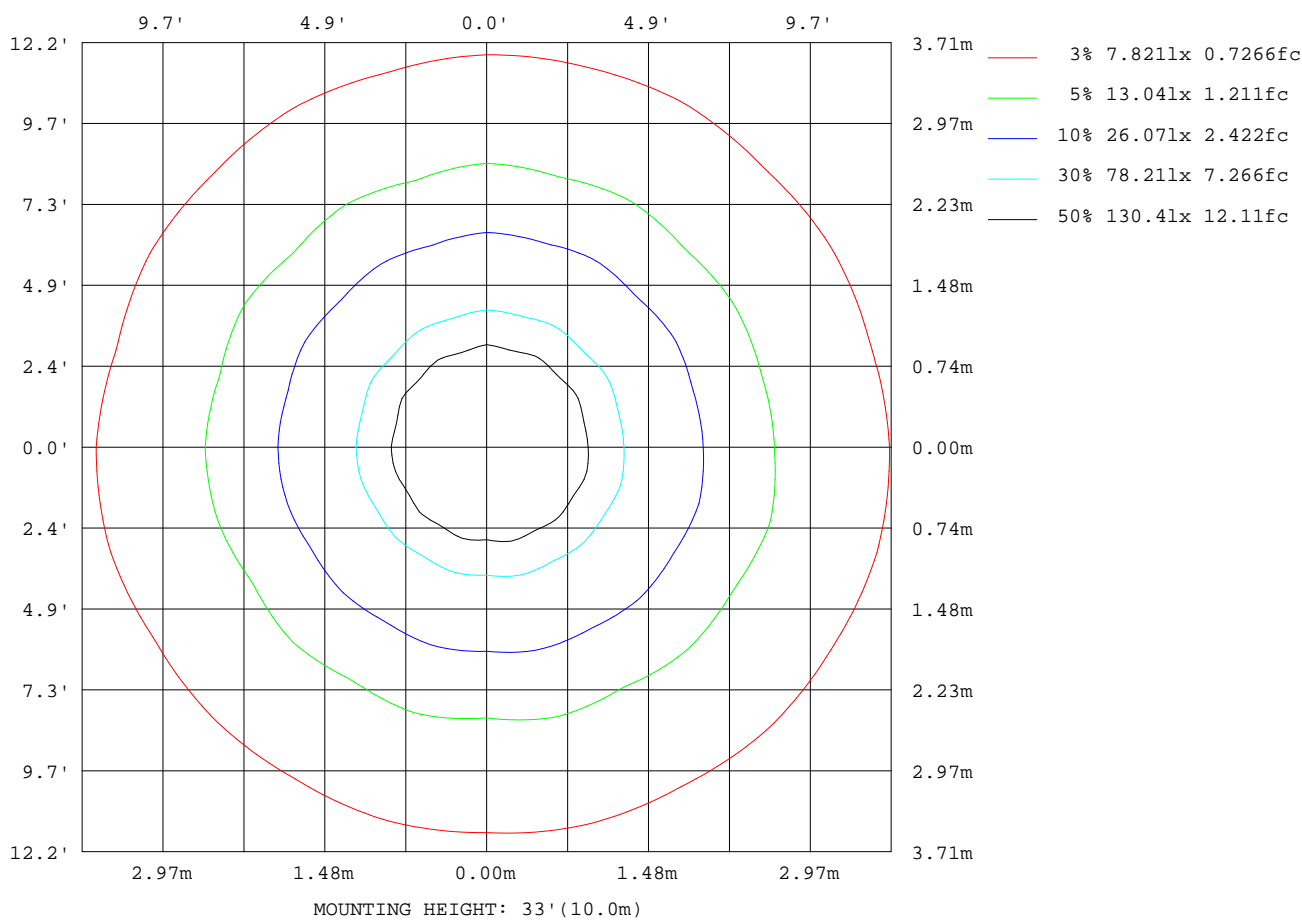
Note:The Curves indicate the illuminated area and the average illumination when the luminaire is at different distance.

C Range: 0 - 360DEG
C Interval: 15.0DEG
Test Speed: HIGH
Temperature:25.3DEG
Operators:ZhangXiao
Test Date:2016-08-01

γ Range: 0 - 180DEG
γ Interval: 1.0DEG
Test System:EVERFINE GO-2000B_V1 SYSTEM V2.0.265
Humidity:65.0%
Test Distance:6.610m [K=1.0000]
Remarks:

ISOLUX DIAGRAM

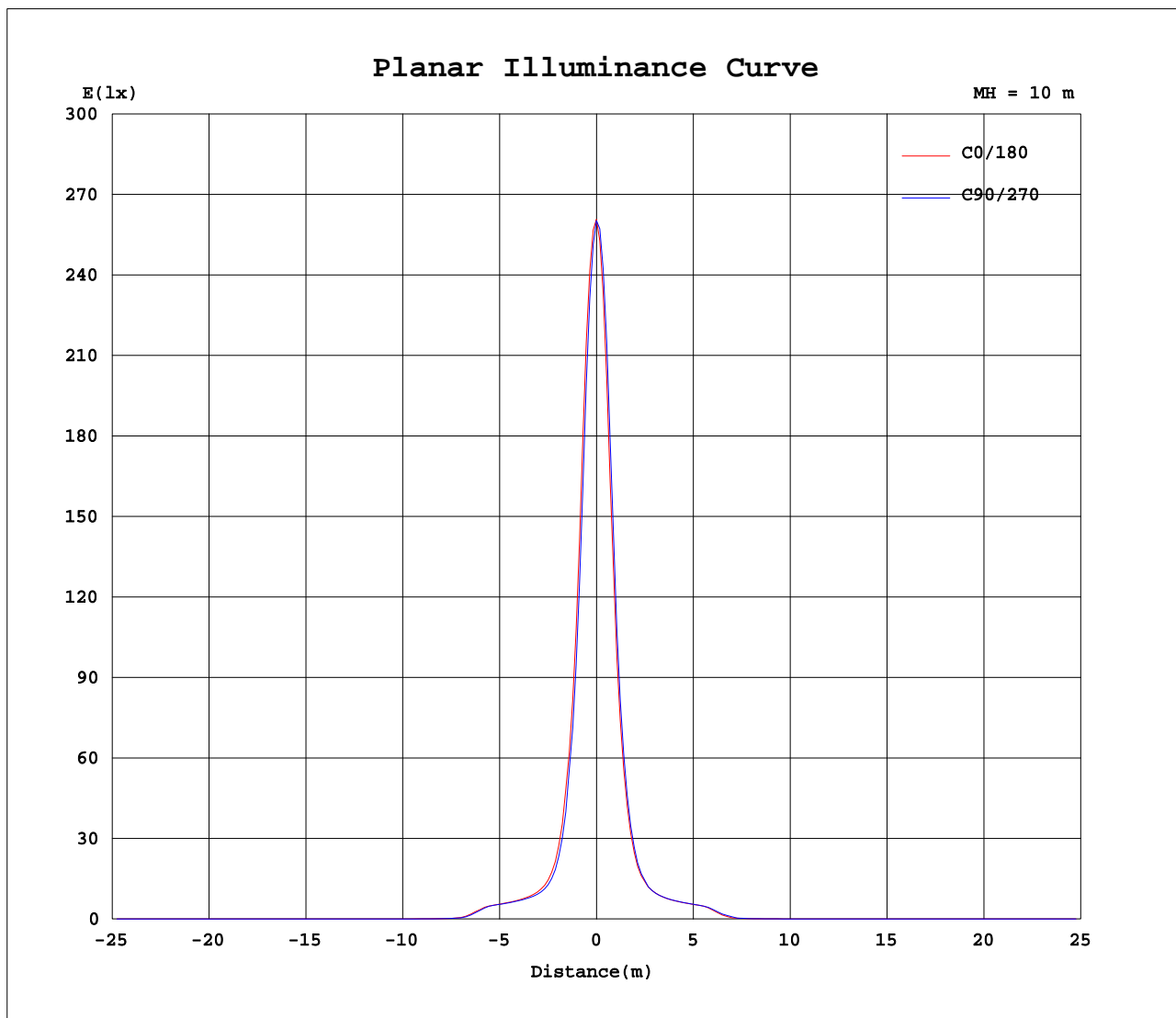
Test:U:226.6V I:0.0890A P:19.40W PF:0.9530 Lamp Flux:1949.59x1 lm		
NAME:	TYPE:	WEIGHT:
DIM.:	SPEC.:	SERIAL No.:
MFR.: Rayconn	SUR.:	PROTECTION ANGLE:



C Range: 0 - 360DEG
 C Interval: 15.0DEG
 Test Speed: HIGH
 Temperature: 25.3DEG
 Operators: ZhangXiao
 Test Date: 2016-08-01

γ Range: 0 - 180DEG
 γ Interval: 1.0DEG
 Test System: EVERFINE GO-2000B_V1 SYSTEM V2.0.265
 Humidity: 65.0%
 Test Distance: 6.610m [K=1.0000]
 Remarks:

Planar Illuminance Curve



C Range: 0 - 360DEG
C Interval: 15.0DEG
Test Speed: HIGH
Temperature: 25.3DEG
Operators: ZhangXiao
Test Date: 2016-08-01

γ Range: 0 - 180DEG
 γ Interval: 1.0DEG
Test System: EVERFINE GO-2000B_V1 SYSTEM V2.0.265
Humidity: 65.0%
Test Distance: 6.610m [K=1.0000]
Remarks:

LUMINOUS DISTRIBUTION INTENSITY DATA

Test:U:226.6V I:0.0890A P:19.40W PF:0.9530 Lamp Flux:1949.59x1 lm																			
NAME:										TYPE:					WEIGHT:				
DIM.:										SPEC.:					SERIAL No.:				
MFR.: Rayconn										SUR.:					PROTECTION ANGLE:				

Table--1

UNIT: ×10cd

C(DEG) γ (DEG)	0	15	30	45	60	75	90	105	120	135	150	165	180	195	210	225	240	255	270
0	2604	2604	2604	2604	2604	2604	2604	2604	2604	2604	2604	2604	2604	2604	2604	2604	2604	2604	2604
5	1422	1470	1376	1418	1322	1361	1263	1311	1224	1292	1224	1307	1317	1260	1366	1301	1410	1343	1451
10	370	384	361	364	338	339	316	322	306	317	309	329	335	324	343	328	351	340	364
15	140	146	137	135	129	129	125	126	124	126	125	130	132	130	132	127	131	128	134
20	95.7	96.3	94.7	94.4	92.8	92.4	91.4	91.5	90.9	91.1	90.9	92.5	92.2	89.8	91.5	91.1	92.4	91.7	93.0
25	80.9	80.8	80.9	80.8	80.2	80.3	79.3	79.7	79.9	79.9	79.2	79.8	79.0	77.9	78.5	78.6	79.9	79.7	79.9
30	67.8	69.4	66.8	68.0	65.2	66.5	63.7	65.3	63.5	65.9	63.3	65.3	64.3	60.8	65.9	65.0	67.6	65.8	67.2
35	10.0	15.4	9.64	10.4	9.13	9.46	8.35	8.63	7.87	8.67	7.77	8.55	8.41	8.24	9.82	9.70	10.7	9.79	15.4
40	2.44	2.51	2.45	2.55	2.46	2.48	2.31	2.29	2.17	2.23	2.29	2.44	2.43	2.44	2.64	2.59	2.63	2.50	2.53
45	1.10	1.16	1.08	1.07	1.01	1.00	0.94	0.94	0.92	0.94	0.96	1.02	1.05	1.09	1.11	1.05	1.05	1.00	1.00
50	0.74	0.77	0.77	0.73	0.67	0.65	0.64	0.63	0.64	0.65	0.66	0.68	0.68	0.71	0.71	0.69	0.66	0.64	0.61
55	0.68	0.70	0.72	0.71	0.67	0.62	0.61	0.61	0.63	0.62	0.63	0.64	0.63	0.65	0.64	0.63	0.60	0.59	0.56
60	0.71	0.73	0.72	0.70	0.70	0.67	0.67	0.67	0.68	0.67	0.68	0.69	0.68	0.69	0.68	0.69	0.66	0.65	0.63
65	0.70	0.71	0.70	0.69	0.69	0.68	0.68	0.68	0.70	0.69	0.70	0.71	0.68	0.70	0.71	0.72	0.70	0.69	0.68
70	0.61	0.62	0.61	0.60	0.60	0.59	0.58	0.59	0.60	0.59	0.59	0.60	0.59	0.60	0.60	0.61	0.59	0.59	0.58
75	0.57	0.59	0.58	0.55	0.55	0.54	0.54	0.54	0.55	0.55	0.55	0.54	0.55	0.56	0.55	0.56	0.54	0.54	0.53
80	0.57	0.59	0.58	0.55	0.54	0.53	0.53	0.53	0.54	0.53	0.53	0.53	0.53	0.55	0.54	0.54	0.53	0.53	0.52
85	0.55	0.59	0.59	0.50	0.50	0.49	0.49	0.49	0.50	0.49	0.49	0.49	0.53	0.58	0.55	0.52	0.51	0.51	0.50
90	0.50	0.55	0.52	0.40	0.40	0.39	0.39	0.39	0.40	0.40	0.39	0.39	0.58	0.61	0.57	0.48	0.47	0.48	0.46
95	0.36	0.44	0.39	0.30	0.29	0.29	0.29	0.29	0.29	0.29	0.29	0.29	0.57	0.59	0.54	0.48	0.47	0.48	0.47
100	0.26	0.27	0.27	0.24	0.24	0.24	0.24	0.24	0.25	0.24	0.24	0.24	0.49	0.50	0.49	0.48	0.47	0.48	0.47
105	0.32	0.31	0.32	0.31	0.31	0.31	0.32	0.31	0.32	0.32	0.32	0.32	0.50	0.50	0.50	0.50	0.49	0.50	0.49
110	0.41	0.41	0.41	0.41	0.41	0.41	0.41	0.41	0.42	0.41	0.42	0.41	0.52	0.52	0.52	0.52	0.52	0.52	0.51
115	0.45	0.45	0.45	0.45	0.45	0.45	0.45	0.45	0.46	0.45	0.46	0.45	0.55	0.55	0.55	0.56	0.55	0.55	0.55
120	0.48	0.48	0.48	0.48	0.49	0.48	0.49	0.49	0.49	0.49	0.49	0.49	0.60	0.60	0.59	0.60	0.59	0.59	0.59
125	0.56	0.56	0.56	0.56	0.57	0.56	0.57	0.57	0.58	0.57	0.58	0.57	0.68	0.69	0.68	0.68	0.68	0.68	0.67
130	0.76	0.76	0.77	0.77	0.78	0.77	0.79	0.78	0.80	0.79	0.80	0.79	0.87	0.88	0.87	0.87	0.86	0.86	0.85
135	1.10	1.09	1.11	1.11	1.12	1.12	1.13	1.13	1.14	1.13	1.14	1.13	1.17	1.17	1.15	1.16	1.15	1.15	1.14
140	1.34	1.34	1.35	1.35	1.35	1.35	1.36	1.36	1.37	1.36	1.36	1.36	1.38	1.39	1.37	1.38	1.37	1.37	1.37
145	1.46	1.46	1.47	1.48	1.47	1.47	1.47	1.48	1.51	1.47	1.47	1.47	1.51	1.52	1.50	1.50	1.49	1.52	1.49
150	1.54	1.54	1.54	1.54	1.54	1.54	1.55	1.55	1.57	1.54	1.55	1.54	1.59	1.60	1.57	1.57	1.57	1.58	1.57
155	1.59	1.59	1.59	1.59	1.59	1.59	1.60	1.59	1.60	1.59	1.60	1.60	1.62	1.62	1.62	1.62	1.61	1.62	1.61
160	1.64	1.64	1.64	1.64	1.64	1.64	1.64	1.64	1.64	1.64	1.64	1.64	1.65	1.65	1.65	1.65	1.65	1.65	1.64
165	1.68	1.68	1.68	1.68	1.69	1.68	1.69	1.68	1.69	1.68	1.69	1.68	1.68	1.69	1.68	1.68	1.68	1.68	1.68
170	1.69	1.69	1.69	1.69	1.69	1.69	1.69	1.69	1.69	1.69	1.69	1.69	1.70	1.70	1.69	1.69	1.70	1.70	1.70
175	1.58	1.58	1.57	1.57	1.57	1.57	1.56	1.56	1.56	1.56	1.56	1.57	1.59	1.59	1.59	1.59	1.59	1.59	1.60
180	1.43	1.43	1.43	1.43	1.43	1.43	1.43	1.43	1.43	1.44	1.44	1.44	1.43	1.43	1.43	1.43	1.43	1.42	1.43

C Range: 0 - 360DEG
C Interval: 15.0DEG
Test Speed: HIGH
Temperature:25.3DEG
Operators:ZhangXiao
Test Date:2016-08-01

γ Range: 0 - 180DEG
γ Interval: 1.0DEG
Test System:EVERFINE GO-2000B_V1 SYSTEM V2.0.265
Humidity:65.0%
Test Distance:6.610m [K=1.0000]
Remarks:

LUMINOUS DISTRIBUTION INTENSITY DATA

Test:U:226.6V I:0.0890A P:19.40W PF:0.9530 Lamp Flux:1949.59x1 lm		
NAME:	TYPE:	WEIGHT:
DIM.:	SPEC.:	SERIAL No.:
MFR.: Rayconn	SUR.:	PROTECTION ANGLE:

Table--2

UNIT: x10cd

C(DEC) γ (DEC)	285	300	315	330	345														
0	2604	2604	2604	2604	2604														
5	1378	1478	1399	1488	1399														
10	351	373	355	376	360														
15	131	135	132	137	136														
20	93.1	94.2	93.2	94.7	94.3														
25	80.9	81.4	80.3	80.6	80.5														
30	66.8	70.4	69.2	70.2	68.7														
35	10.5	14.3	10.9	14.3	10.3														
40	2.44	2.50	2.42	2.48	2.45														
45	0.97	1.01	0.99	1.01	1.04														
50	0.60	0.61	0.63	0.68	0.68														
55	0.56	0.60	0.57	0.60	0.62														
60	0.65	0.66	0.62	0.63	0.66														
65	0.69	0.69	0.67	0.66	0.66														
70	0.59	0.59	0.58	0.57	0.58														
75	0.54	0.54	0.53	0.53	0.54														
80	0.52	0.52	0.52	0.52	0.52														
85	0.50	0.50	0.50	0.50	0.51														
90	0.47	0.46	0.46	0.46	0.47														
95	0.47	0.47	0.47	0.47	0.47														
100	0.47	0.47	0.47	0.47	0.47														
105	0.49	0.49	0.49	0.49	0.49														
110	0.52	0.51	0.51	0.51	0.52														
115	0.55	0.55	0.55	0.54	0.55														
120	0.59	0.59	0.59	0.59	0.59														
125	0.67	0.67	0.67	0.67	0.67														
130	0.85	0.84	0.85	0.84	0.85														
135	1.14	1.13	1.14	1.13	1.14														
140	1.37	1.36	1.36	1.36	1.36														
145	1.49	1.49	1.49	1.49	1.49														
150	1.57	1.57	1.57	1.58	1.57														
155	1.61	1.61	1.61	1.61	1.61														
160	1.64	1.64	1.64	1.64	1.65														
165	1.68	1.68	1.68	1.68	1.68														
170	1.70	1.70	1.70	1.70	1.70														
175	1.60	1.61	1.61	1.62	1.61														
180	1.43	1.43	1.44	1.44	1.44														

C Range: 0 - 360DEG
C Interval: 15.0DEG
Test Speed: HIGH
Temperature:25.3DEG
Operators:ZhangXiao
Test Date:2016-08-01

γ Range: 0 - 180DEG
γ Interval: 1.0DEG
γ Test System:EVERFINE GO-2000B_V1 SYSTEM V2.0.265
Humidity:65.0%
Test Distance:6.610m [K=1.0000]
Remarks: