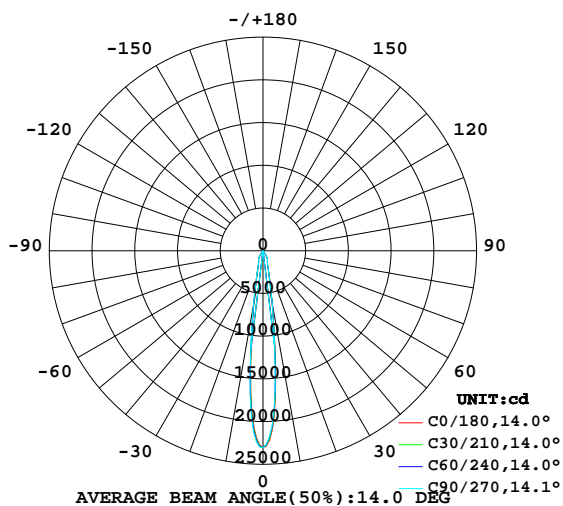


## LUMINAIRE PHOTOMETRIC TEST REPORT

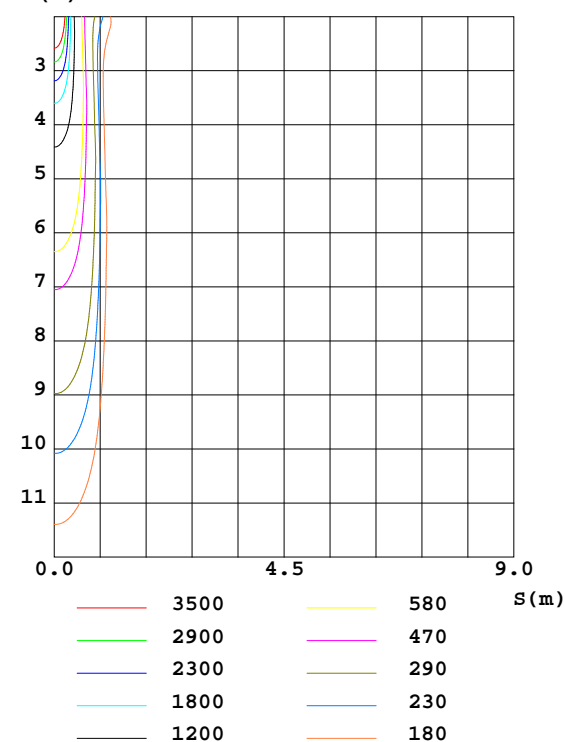
Test:U:226.5V I:0.1270A P:27.60W PF:0.9610 Lamp Flux:2913.68x1 lm		
NAME:	TYPE:	WEIGHT:
DIM.:	SPEC.:	SERIAL No.:
MFR.: Rayconn	SUR.:	PROTECTION ANGLE:

DATA OF LAMP		PHOTOMETRIC DATA Eff: 105.57 lm/W			
MODEL	TL22-30W-830-W-15	Imax(cd)	23035	S/MH(C0/180)	0.25
NOMINAL POWER(W)	28	LOR(%)	100.0	S/MH(C90/270)	0.24
RATED VOLTAGE(V)	226	TOTAL FLUX(lm)	2913.7	η UP,DN(C0-180)	1.2,48.8
NOMINAL FLUX(lm)	2913.68	CIE CLASS	DIRECT	η UP,DN(C180-360)	1.4,48.6
LAMPS INSIDE	1	η up(%)	2.6	CIBSE SHR NOM	0.00
TEST VOLTAGE(V)	226.5	η down(%)	97.4	CIBSE SHR MAX	1.00

LUMINOUS INTENSITY DISTRIBUTION DIAGRAM



C0 PLANE ISOLUX DIAGRAM (UNIT:lx)



C Range: 0 - 360DEG  
C Interval: 15.0DEG  
Test Speed: HIGH  
Temperature:25.3DEG  
Operators:ZhangXiao  
Test Date:2016-09-07

γ Range: 0 - 180DEG  
γ Interval: 1.0DEG  
Test System:EVERFINE GO-2000B\_V1 SYSTEM V2.0.265  
Humidity:65.0%  
Test Distance:6.590m [K=1.0000]  
Remarks:

## ZONAL FLUX DIAGRAM

### ZONAL FLUX DIAGRAM:

$\gamma$	C0	C45	C90	C135	C180	C225	C270	C315	$\gamma$	$\Phi$ zone	$\Phi$ total	$\%lum, lamp$
10	635.2	629.2	630.1	629.4	620.7	614.1	640.1	640.0	0- 10	1212	1212	41.6,41.6
20	155.1	158.4	154.2	158.4	155.3	150.3	156.4	153.2	10- 20	787.1	1999	68.6,68.6
30	92.56	94.28	91.25	93.09	91.19	88.17	93.60	91.10	20- 30	569.9	2569	88.2,88.2
40	6.204	5.914	5.408	5.606	5.535	5.344	5.994	6.162	30- 40	207.5	2777	95.3,95.3
50	1.345	1.329	1.463	1.389	1.250	1.265	1.312	1.291	40- 50	19.96	2797	96,96
60	1.179	1.253	1.264	1.256	1.155	1.173	1.187	1.169	50- 60	10.82	2808	96.4,96.4
70	1.002	1.016	1.006	1.003	0.9736	0.9764	1.024	0.9993	60- 70	11.59	2819	96.8,96.8
80	0.8440	0.8367	0.8425	0.8496	0.8307	0.8329	0.8530	0.8319	70- 80	9.469	2829	97.1,97.1
90	0.6426	0.5844	0.5824	0.5959	0.7408	0.6976	0.6964	0.6969	80- 90	8.207	2837	97.4,97.4
100	0.4376	0.4149	0.4173	0.4172	0.7380	0.7175	0.7154	0.7168	90-100	6.526	2843	97.6,97.6
110	0.6095	0.6047	0.6064	0.6055	0.7901	0.7877	0.7844	0.7856	100-110	6.583	2850	97.8,97.8
120	0.7757	0.7709	0.7744	0.7725	0.9254	0.9256	0.9204	0.9219	110-120	7.617	2858	98.1,98.1
130	1.235	1.222	1.242	1.232	1.345	1.350	1.333	1.339	120-130	9.133	2867	98.4,98.4
140	1.985	1.976	1.992	1.979	2.025	2.027	2.012	2.014	130-140	12.82	2880	98.8,98.8
150	2.307	2.299	2.316	2.299	2.346	2.349	2.338	2.338	140-150	13.73	2893	99.3,99.3
160	2.446	2.447	2.449	2.444	2.467	2.459	2.460	2.458	150-160	11.06	2904	99.7,99.7
170	2.487	2.491	2.484	2.485	2.509	2.500	2.505	2.498	160-170	7.060	2911	99.9,99.9
180	2.260	2.263	2.264	2.265	2.269	2.258	2.267	2.263	170-180	2.302	2914	100,100
DEG	LUMINOUS INTENSITY:×10cd									UNIT:lm		

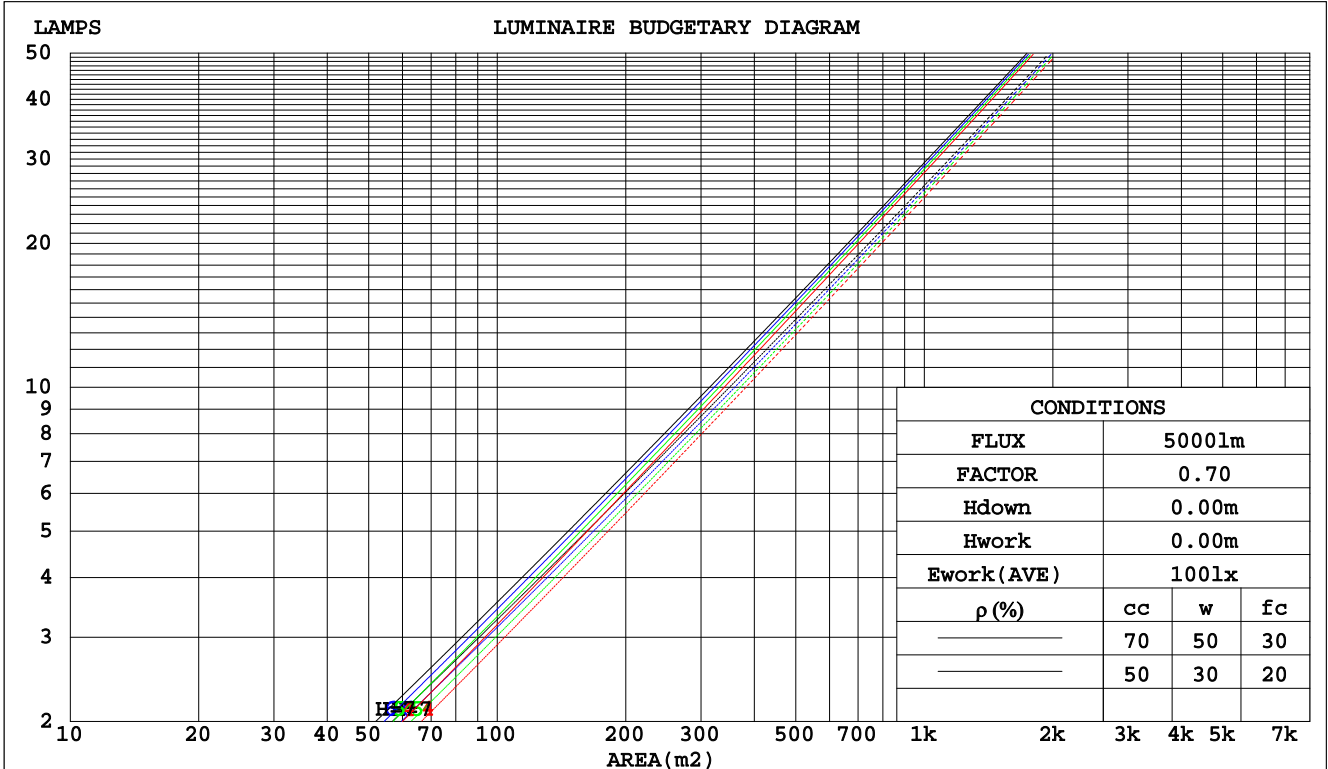
C Range: 0 - 360DEG  
C Interval: 15.0DEG  
Test Speed: HIGH  
Temperature:25.3DEG  
Operators:ZhangXiao  
Test Date:2016-09-07

$\gamma$  Range: 0 - 180DEG  
 $\gamma$  Interval: 1.0DEG  
 $\gamma$  Test System:EVERFINE GO-2000B\_V1 SYSTEM V2.0.265  
Humidity:65.0%  
Test Distance:6.590m [K=1.0000]  
Remarks:

### CU AND LUMINAIRE BUDGETARY ESTIMATE DIAGRAM

Test:U:226.5V I:0.1270A P:27.60W PF:0.9610 Lamp Flux:2913.68x1 lm		
NAME:	TYPE:	WEIGHT:
DIM.:	SPEC.:	SERIAL No.:
MFR.: Rayconn	SUR.:	PROTECTION ANGLE:

pcc	80%			70%			50%			30%			10%			0
pw	50%	30%	10%	50%	30%	10%	50%	30%	10%	50%	30%	10%	50%	30%	10%	0
pfc	20%			20%			20%			20%			20%			0
RCR	RCR:Room Cavity Ratio						Coefficients of Utilization(CU)									
0.0	1.18	1.18	1.18	1.15	1.15	1.15	1.10	1.10	1.10	1.04	1.04	1.04	.00	.00	.00	.97
1.0	1.12	1.10	1.08	1.09	1.08	1.06	1.05	1.04	1.02	1.01	.00	.99	.97	.96	.95	.94
2.0	1.06	1.03	1.00	1.04	1.01	.99	1.01	.98	.97	.97	.96	.94	.94	.93	.92	.90
3.0	1.01	.98	.95	.00	.96	.94	.97	.94	.92	.94	.92	.90	.92	.90	.88	.87
4.0	.97	.93	.90	.96	.92	.89	.94	.90	.88	.91	.89	.87	.89	.87	.85	.84
5.0	.93	.89	.86	.92	.88	.85	.90	.87	.85	.89	.86	.84	.87	.85	.83	.81
6.0	.90	.86	.83	.89	.85	.82	.88	.84	.82	.86	.83	.81	.85	.82	.80	.79
7.0	.87	.83	.80	.86	.82	.79	.85	.81	.79	.84	.81	.78	.83	.80	.78	.77
8.0	.84	.80	.77	.84	.80	.77	.83	.79	.76	.82	.78	.76	.80	.78	.76	.75
9.0	.82	.78	.75	.81	.77	.75	.80	.77	.74	.79	.76	.74	.79	.76	.74	.73
10.0	.80	.75	.73	.79	.75	.73	.78	.75	.72	.77	.74	.72	.77	.74	.72	.71



C Range: 0 - 360DEG  
C Interval: 15.0DEG  
Test Speed: HIGH  
Temperature:25.3DEG  
Operators:ZhangXiao  
Test Date:2016-09-07

γ Range: 0 - 180DEG  
γ Interval: 1.0DEG  
Test System:EVERFINE GO-2000B\_V1 SYSTEM V2.0.265  
Humidity:65.0%  
Test Distance:6.590m [K=1.0000]  
Remarks:

**WEC AND CCEC**

Test:U:226.5V I:0.1270A P:27.60W PF:0.9610 Lamp Flux:2913.68x1 lm									
NAME:				TYPE:			WEIGHT:		
DIM.:				SPEC.:			SERIAL No.:		
MFR.: Rayconn				SUR.:			PROTECTION ANGLE:		

pcc	80%			70%			50%			30%			10%			0
pw	50%	30%	10%	50%	30%	10%	50%	30%	10%	50%	30%	10%	50%	30%	10%	0
pfc	20%			20%			20%			20%			20%			0
RCR	RCR:Room Cavity Ratio						Wall Exitance Coefficients(WEC)									
0.0																
1.0	.146	.083	.026	.138	.079	.025	.125	.071	.023	.112	.064	.021	.100	.058	.019	
2.0	.134	.074	.023	.128	.071	.022	.117	.065	.020	.106	.059	.019	.096	.054	.017	
3.0	.125	.066	.020	.120	.064	.019	.110	.059	.018	.101	.055	.017	.092	.051	.016	
4.0	.117	.061	.018	.112	.059	.017	.104	.055	.016	.096	.051	.016	.088	.048	.015	
5.0	.109	.056	.016	.106	.054	.016	.098	.051	.015	.091	.048	.014	.085	.045	.014	
6.0	.103	.052	.015	.100	.050	.015	.093	.048	.014	.088	.045	.013	.082	.043	.013	
7.0	.098	.048	.014	.095	.047	.013	.089	.045	.013	.084	.043	.013	.079	.041	.012	
8.0	.093	.045	.013	.090	.044	.013	.085	.043	.012	.081	.041	.012	.076	.039	.011	
9.0	.089	.043	.012	.086	.042	.012	.082	.040	.011	.077	.039	.011	.073	.037	.011	
10.0	.085	.041	.011	.082	.040	.011	.078	.038	.011	.075	.037	.011	.071	.036	.010	

pcc	80%			70%			50%			30%			10%			0
ρw	50%	30%	10%	50%	30%	10%	50%	30%	10%	50%	30%	10%	50%	30%	10%	0
ρfc	20%			20%			20%			20%			20%			0
RCR	RCR:Room Cavity Ratio			Ceiling Cavity Exitance Coefficients(CCEC)												
0.0	.211	.211	.211	.180	.180	.180	.123	.123	.123	.071	.071	.071	.023	.023	.023	
1.0	.189	.178	.168	.162	.153	.144	.111	.105	.100	.064	.061	.058	.020	.020	.019	
2.0	.172	.153	.137	.147	.132	.119	.101	.091	.083	.058	.053	.049	.019	.017	.016	
3.0	.157	.134	.115	.135	.115	.100	.092	.080	.070	.053	.047	.041	.017	.015	.014	
4.0	.145	.119	.099	.124	.102	.086	.085	.071	.060	.049	.042	.036	.016	.014	.012	
5.0	.134	.106	.086	.115	.092	.075	.080	.064	.053	.046	.038	.031	.015	.012	.010	
6.0	.126	.097	.076	.108	.084	.066	.074	.059	.047	.043	.034	.028	.014	.011	.009	
7.0	.118	.088	.068	.102	.077	.059	.070	.054	.042	.041	.032	.025	.013	.010	.008	
8.0	.112	.082	.061	.096	.071	.053	.066	.050	.038	.039	.029	.023	.013	.010	.007	
9.0	.106	.076	.056	.091	.066	.049	.063	.046	.035	.037	.027	.021	.012	.009	.007	
10.0	.101	.071	.052	.087	.062	.045	.060	.044	.032	.035	.026	.019	.011	.008	.006	

C Range: 0 - 360DEG  
C Interval: 15.0DEG  
Test Speed: HIGH  
Temperature:25.3DEG  
Operators:ZhangXiao  
Test Date:2016-09-07

γ Range: 0 - 180DEG  
γ Interval: 1.0DEG  
Test System:EVERFINE GO-2000B\_V1 SYSTEM V2.0.265  
Humidity:65.0%  
Test Distance:6.590m [K=1.0000]  
Remarks:

### Uncorrected UGR Table

Test:U:226.5V I:0.1270A P:27.60W PF:0.9610 Lamp Flux:2913.68x1 lm											
NAME:					TYPE:			WEIGHT:			
DIM.:					SPEC.:			SERIAL No.:			
MFR.: Rayconn					SUR.:			PROTECTION ANGLE:			
ceiling/cavity	0.7	0.7	0.5	0.5	0.3	0.7	0.7	0.5	0.5	0.3	
walls	0.5	0.3	0.5	0.3	0.3	0.5	0.3	0.5	0.3	0.3	
working plane	0.2	0.2	0.2	0.2	0.2	0.2	0.2	0.2	0.2	0.2	
Room dimensions		Viewed crosswise					Viewed endwise				
x = 2H y = 2H	14.3	15.0	14.5	15.1	15.3	14.0	14.7	14.3	14.9	15.1	
	3H	14.4	15.0	14.7	15.2	15.5	14.1	14.8	14.4	15.0	15.2
	4H	14.5	15.1	14.8	15.3	15.6	14.3	14.9	14.6	15.1	15.4
	6H	14.7	15.3	15.1	15.6	15.8	14.5	15.1	14.8	15.4	15.6
	8H	14.9	15.5	15.3	15.8	16.1	14.7	15.3	15.1	15.6	15.9
	12H	15.2	15.8	15.6	16.1	16.4	15.0	15.6	15.4	15.9	16.2
4H	2H	14.1	14.7	14.4	15.0	15.2	13.9	14.5	14.2	14.7	15.0
	3H	14.3	14.8	14.7	15.1	15.5	14.1	14.6	14.4	14.9	15.2
	4H	14.5	15.0	14.9	15.3	15.7	14.3	14.8	14.7	15.1	15.5
	6H	15.0	15.4	15.4	15.8	16.1	14.8	15.2	15.2	15.6	16.0
	8H	15.3	15.7	15.7	16.1	16.5	15.1	15.5	15.6	15.9	16.3
	12H	15.8	16.2	16.2	16.6	17.0	15.6	16.0	16.1	16.4	16.8
8H	4H	14.6	15.0	15.0	15.3	15.8	14.4	14.8	14.8	15.2	15.6
	6H	15.2	15.5	15.7	16.0	16.4	15.0	15.4	15.5	15.8	16.3
	8H	15.7	16.0	16.2	16.5	17.0	15.6	15.9	16.0	16.3	16.8
	12H	16.4	16.7	16.9	17.2	17.7	16.3	16.5	16.8	17.0	17.5
12H	4H	14.6	14.9	15.0	15.3	15.8	14.4	14.7	14.8	15.2	15.6
	6H	15.3	15.6	15.8	16.0	16.5	15.1	15.4	15.6	15.9	16.4
	8H	15.9	16.1	16.4	16.6	17.1	15.7	16.0	16.2	16.5	17.0
Variations with the observer position at spacings:											
S = 1.0H	+ 0.8 / - 0.5					+ 0.7 / - 0.5					
1.5H	+ 1.8 / - 0.4					+ 1.6 / - 0.4					
2.0H	+ 0.3 / - 0.3					+ 0.3 / - 0.3					

CIE Pub.117 Corrected 2914 lm Total Lamp Luminous Flux.(8log(F/F0) = 3.7)

C Range: 0 - 360DEG  
C Interval: 15.0DEG  
Test Speed: HIGH  
Temperature:25.3DEG  
Operators:ZhangXiao  
Test Date:2016-09-07

γ Range: 0 - 180DEG  
γ Interval: 1.0DEG  
Test System:EVERFINE GO-2000B\_V1 SYSTEM V2.0.265  
Humidity:65.0%  
Test Distance:6.590m [K=1.0000]  
Remarks:

## UTILIZATION FACTORS TABLE

Test:U:226.5V I:0.1270A P:27.60W PF:0.9610 Lamp Flux:2913.68x1 lm		
NAME:	TYPE:	WEIGHT:
DIM.:	SPEC.:	SERIAL No.:
MFR.: Rayconn	SUR.:	PROTECTION ANGLE:

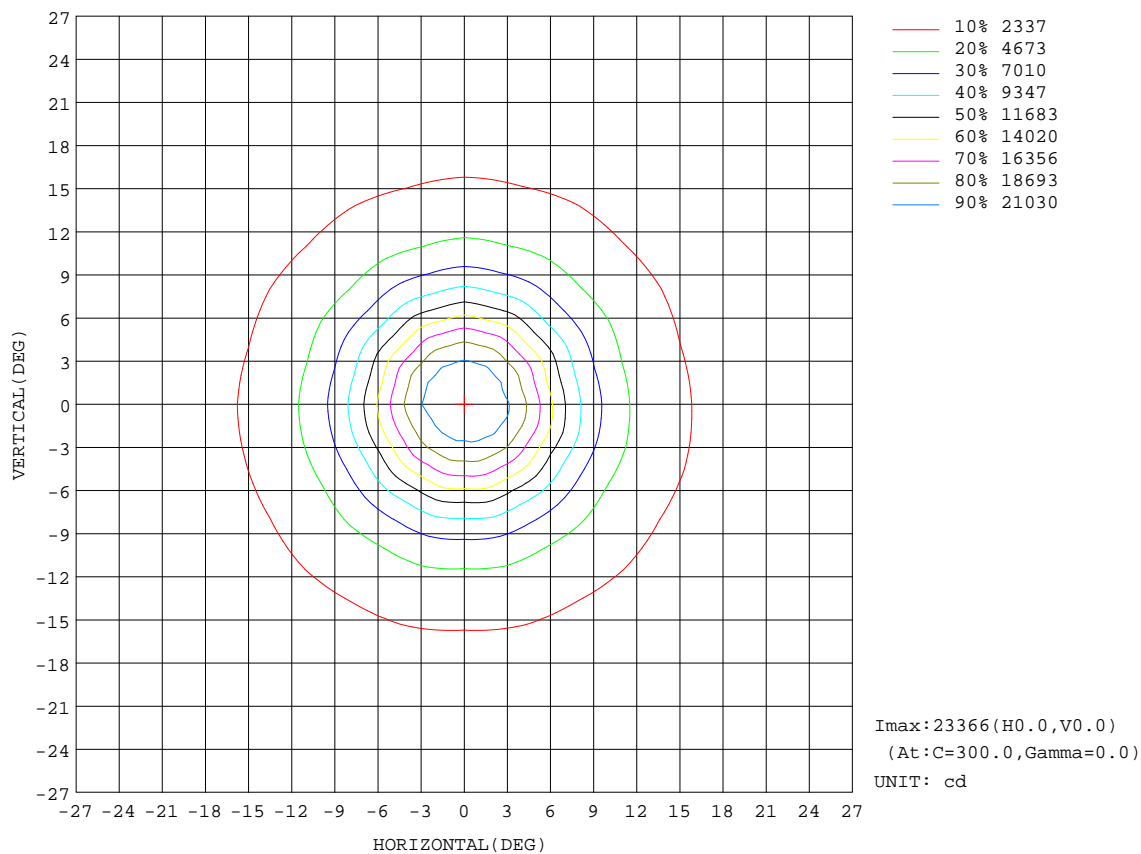
REFLECTANCE										
Ceiling	0.8	0.8	0.8	0.7	0.7	0.7	0.5	0.5	0.5	0
Walls	0.7	0.5	0.3	0.7	0.5	0.3	0.7	0.5	0.3	0
Working plane	0.2	0.2	0.2	0.2	0.2	0.2	0.2	0.2	0.2	0
ROOM INDEX	UTILIZATION FACTORS(PERCENT) $k(RI) \times RCR = 5$									
$k = 0.60$	89	83	79	88	83	79	87	82	79	75
0.80	96	90	87	95	90	87	94	89	86	82
1.00	100	94	91	99	94	90	97	93	90	86
1.25	103	98	95	102	98	94	100	96	93	89
1.50	106	101	98	104	100	97	102	99	96	91
2.00	108	104	101	107	103	100	104	101	98	93
2.50	110	106	103	108	105	102	105	102	100	93
3.00	111	108	105	109	106	104	106	103	101	94
4.00	113	111	108	111	109	107	107	105	104	96
5.00	115	112	111	112	110	109	108	106	105	97
ROOM INDEX	UF(total)									Direct
According to DIN EN 13032-2 2004			Suspended					SHRNOM = 1.25		

C Range: 0 - 360DEG  
C Interval: 15.0DEG  
Test Speed: HIGH  
Temperature:25.3DEG  
Operators:ZhangXiao  
Test Date:2016-09-07

$\gamma$  Range: 0 - 180DEG  
 $\gamma$  Interval: 1.0DEG  
 $\gamma$  Test System:EVERFINE GO-2000B\_V1 SYSTEM V2.0.265  
Humidity:65.0%  
Test Distance:6.590m [K=1.0000]  
Remarks:

### ISOCANDELA DIAGRAM

Test:U:226.5V I:0.1270A P:27.60W PF:0.9610 Lamp Flux:2913.68x1 lm		
NAME:	TYPE:	WEIGHT:
DIM.:	SPEC.:	SERIAL No.:
MFR.: Rayconn	SUR.:	PROTECTION ANGLE:



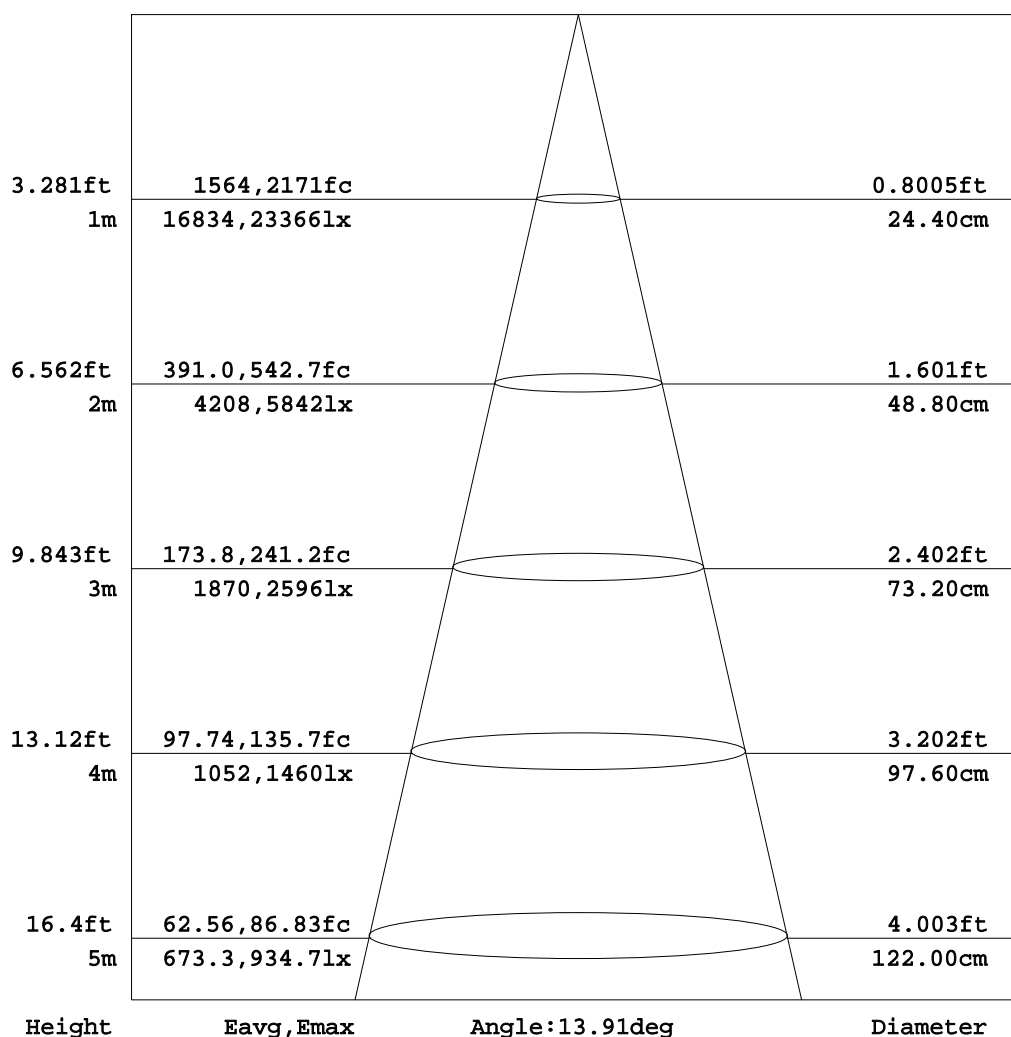
C Range: 0 - 360DEG  
C Interval: 15.0DEG  
Test Speed: HIGH  
Temperature: 25.3DEG  
Operators: ZhangXiao  
Test Date: 2016-09-07

γ Range: 0 - 180DEG  
γ Interval: 1.0DEG  
Test System: EVERFINE GO-2000B\_V1 SYSTEM V2.0.265  
Humidity: 65.0%  
Test Distance: 6.590m [K=1.0000]  
Remarks:

### AAI Figure

Test:U:226.5V I:0.1270A P:27.60W PF:0.9610 Lamp Flux:2913.68x1 lm		
NAME:	TYPE:	WEIGHT:
DIM.:	SPEC.:	SERIAL No.:
MFR.: Rayconn	SUR.:	PROTECTION ANGLE:

Flux out:797.3 lm



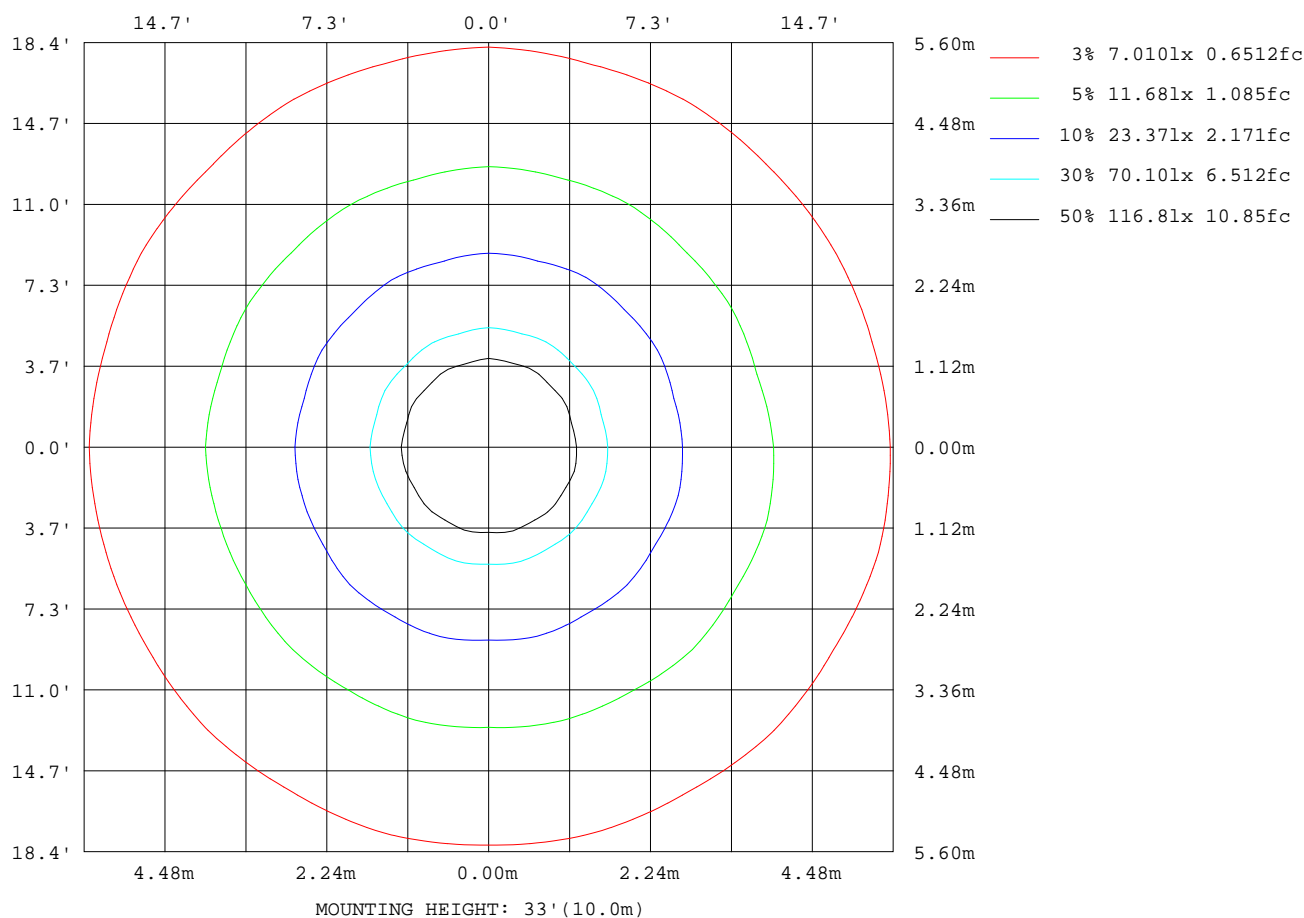
Note:The Curves indicate the illuminated area and the average illumination when the luminaire is at different distance.

C Range: 0 - 360DEG  
C Interval: 15.0DEG  
Test Speed: HIGH  
Temperature:25.3DEG  
Operators:ZhangXiao  
Test Date:2016-09-07

γ Range: 0 - 180DEG  
γ Interval: 1.0DEG  
Test System:EVERFINE GO-2000B\_V1 SYSTEM V2.0.265  
Humidity:65.0%  
Test Distance:6.590m [K=1.0000]  
Remarks:

### ISOLUX DIAGRAM

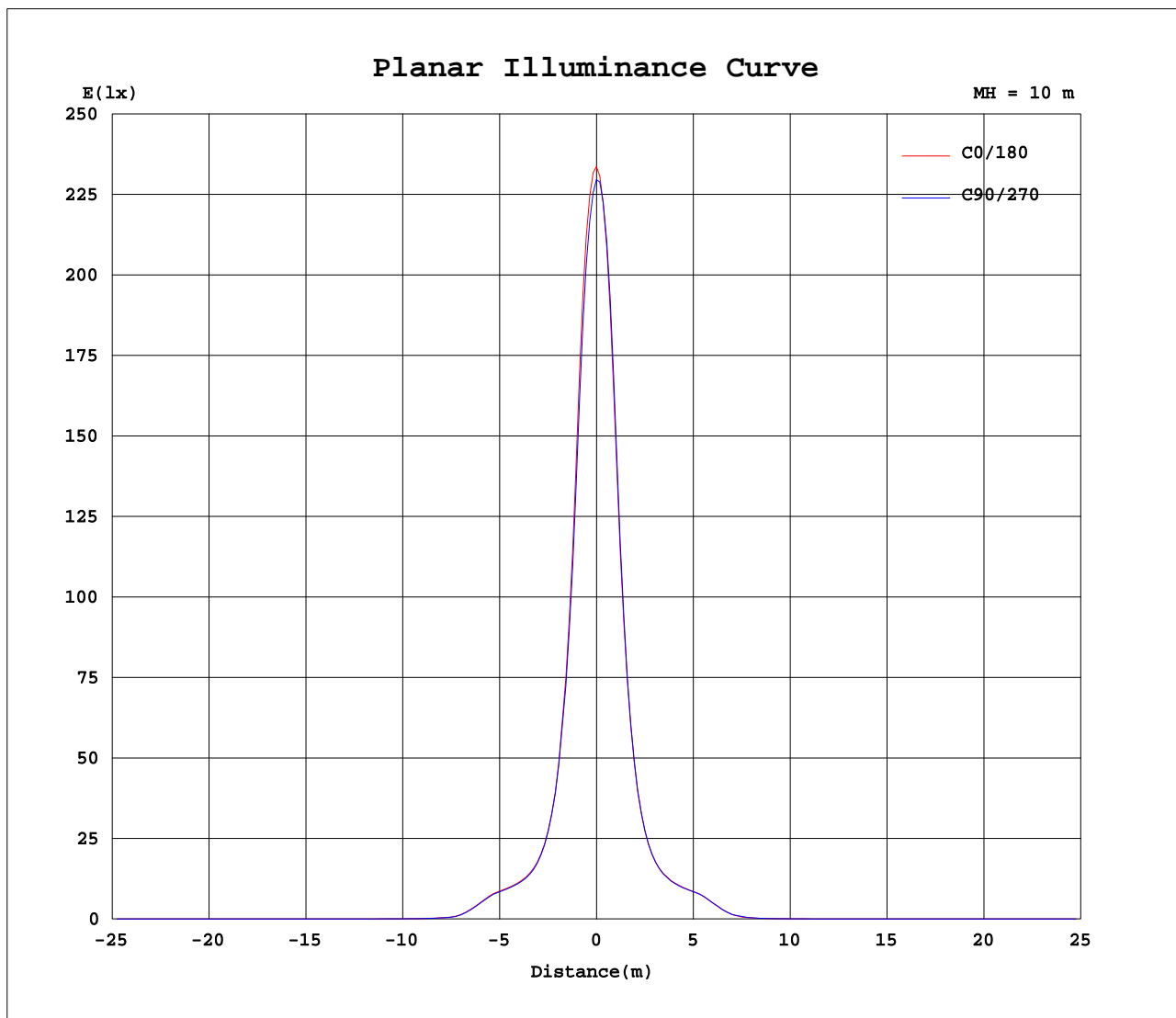
Test:U:226.5V I:0.1270A P:27.60W PF:0.9610 Lamp Flux:2913.68x1 lm		
NAME:	TYPE:	WEIGHT:
DIM.:	SPEC.:	SERIAL No.:
MFR.: Rayconn	SUR.:	PROTECTION ANGLE:



C Range: 0 - 360DEG  
C Interval: 15.0DEG  
Test Speed: HIGH  
Temperature: 25.3DEG  
Operators: ZhangXiao  
Test Date: 2016-09-07

γ Range: 0 - 180DEG  
γ Interval: 1.0DEG  
Test System: EVERFINE GO-2000B\_V1 SYSTEM V2.0.265  
Humidity: 65.0%  
Test Distance: 6.590m [K=1.0000]  
Remarks:

## Planar Illuminance Curve



C Range: 0 - 360DEG  
C Interval: 15.0DEG  
Test Speed: HIGH  
Temperature: 25.3DEG  
Operators: ZhangXiao  
Test Date: 2016-09-07

$\gamma$  Range: 0 - 180DEG  
 $\gamma$  Interval: 1.0DEG  
Test System: EVERFINE GO-2000B\_V1 SYSTEM V2.0.265  
Humidity: 65.0%  
Test Distance: 6.590m [K=1.0000]  
Remarks:

# LUMINOUS DISTRIBUTION INTENSITY DATA

Test:U:226.5V I:0.1270A P:27.60W PF:0.9610 Lamp Flux:2913.68x1 lm																			
NAME:										TYPE:					WEIGHT:				
DIM.:										SPEC.:					SERIAL No.:				
MFR.: Rayconn										SUR.:					PROTECTION ANGLE:				

Table--1

UNIT: ×10cd

C(DEG) γ (DEG)	0	15	30	45	60	75	90	105	120	135	150	165	180	195	210	225	240	255	270
0	2303	2303	2303	2303	2303	2303	2303	2303	2303	2303	2303	2303	2303	2303	2303	2303	2303	2303	2303
5	1689	1704	1665	1684	1648	1667	1634	1655	1625	1652	1626	1658	1651	1622	1672	1646	1703	1671	1721
10	635	630	627	629	629	631	630	633	629	629	625	625	621	612	622	614	627	624	640
15	256	262	255	262	257	264	257	266	260	266	255	259	255	247	254	248	257	251	261
20	155	158	156	158	156	157	154	158	155	158	154	156	155	150	154	150	155	152	156
25	125	127	125	126	125	125	124	126	125	125	124	124	124	122	123	122	123	123	124
30	92.6	95.1	92.2	94.3	91.2	93.2	91.3	93.7	90.8	93.1	90.3	91.9	91.2	88.0	90.6	88.2	92.1	90.3	93.6
35	25.3	27.5	25.9	27.9	25.3	26.6	24.0	25.4	22.9	24.6	23.0	25.3	24.6	22.9	24.8	23.4	25.4	24.0	25.9
40	6.20	6.07	6.19	5.91	5.54	5.66	5.41	5.60	5.35	5.61	5.40	5.63	5.54	5.38	5.56	5.34	5.59	5.62	5.99
45	2.18	2.25	2.14	2.19	2.15	2.20	2.14	2.21	2.11	2.15	2.04	2.08	2.06	1.99	2.09	2.02	2.15	2.10	2.25
50	1.34	1.33	1.32	1.33	1.37	1.44	1.46	1.41	1.39	1.39	1.37	1.30	1.25	1.24	1.26	1.26	1.31	1.32	1.31
55	1.17	1.15	1.17	1.20	1.22	1.25	1.27	1.24	1.24	1.26	1.25	1.21	1.12	1.12	1.12	1.14	1.17	1.18	1.16
60	1.18	1.18	1.20	1.25	1.24	1.23	1.26	1.26	1.26	1.26	1.25	1.23	1.16	1.16	1.16	1.17	1.19	1.20	1.19
65	1.22	1.22	1.23	1.27	1.26	1.25	1.25	1.23	1.21	1.21	1.21	1.21	1.17	1.16	1.16	1.18	1.20	1.21	1.22
70	1.00	1.01	1.00	1.02	1.01	1.00	1.01	1.01	1.00	1.00	1.00	1.00	0.97	0.97	0.97	0.98	1.00	1.01	1.02
75	0.89	0.88	0.88	0.89	0.90	0.89	0.90	0.90	0.90	0.90	0.90	0.89	0.87	0.87	0.87	0.88	0.89	0.90	0.90
80	0.84	0.83	0.83	0.84	0.85	0.84	0.84	0.85	0.85	0.85	0.84	0.84	0.83	0.83	0.83	0.83	0.84	0.85	0.85
85	0.77	0.75	0.74	0.74	0.74	0.74	0.74	0.74	0.74	0.75	0.74	0.74	0.79	0.77	0.77	0.77	0.78	0.78	0.78
90	0.64	0.61	0.59	0.58	0.59	0.58	0.58	0.59	0.59	0.60	0.58	0.59	0.74	0.71	0.70	0.70	0.70	0.70	0.70
95	0.51	0.49	0.47	0.47	0.47	0.47	0.47	0.47	0.47	0.47	0.47	0.47	0.75	0.72	0.71	0.70	0.71	0.70	0.70
100	0.44	0.43	0.42	0.41	0.42	0.42	0.42	0.42	0.43	0.42	0.42	0.42	0.74	0.72	0.72	0.72	0.72	0.72	0.72
105	0.50	0.49	0.49	0.48	0.49	0.49	0.49	0.49	0.50	0.49	0.49	0.49	0.75	0.75	0.74	0.74	0.74	0.74	0.74
110	0.61	0.60	0.61	0.60	0.61	0.60	0.61	0.60	0.61	0.61	0.61	0.61	0.79	0.79	0.79	0.79	0.79	0.79	0.78
115	0.69	0.69	0.69	0.69	0.69	0.69	0.69	0.69	0.70	0.69	0.69	0.69	0.84	0.85	0.84	0.84	0.84	0.84	0.84
120	0.78	0.77	0.78	0.77	0.78	0.77	0.77	0.77	0.78	0.77	0.78	0.77	0.93	0.93	0.92	0.93	0.92	0.93	0.92
125	0.93	0.92	0.93	0.92	0.93	0.92	0.93	0.92	0.93	0.92	0.93	0.92	1.07	1.08	1.07	1.07	1.07	1.07	1.07
130	1.23	1.22	1.23	1.22	1.24	1.23	1.24	1.23	1.24	1.23	1.25	1.23	1.34	1.35	1.34	1.35	1.34	1.34	1.33
135	1.65	1.64	1.65	1.64	1.65	1.65	1.66	1.64	1.66	1.65	1.67	1.65	1.71	1.72	1.71	1.72	1.70	1.71	1.70
140	1.99	1.98	1.98	1.98	1.98	1.98	1.99	1.98	1.99	1.98	2.00	1.98	2.02	2.03	2.02	2.03	2.02	2.02	2.01
145	2.19	2.22	2.18	2.17	2.18	2.22	2.22	2.17	2.18	2.18	2.23	2.20	2.22	2.22	2.22	2.24	2.22	2.22	2.21
150	2.31	2.32	2.30	2.30	2.30	2.31	2.32	2.30	2.30	2.30	2.31	2.30	2.35	2.34	2.35	2.35	2.34	2.34	2.34
155	2.38	2.39	2.38	2.38	2.38	2.38	2.39	2.38	2.39	2.38	2.38	2.38	2.42	2.41	2.42	2.42	2.41	2.41	2.41
160	2.45	2.45	2.45	2.45	2.45	2.45	2.45	2.44	2.45	2.44	2.45	2.45	2.47	2.46	2.46	2.46	2.46	2.46	2.46
165	2.50	2.50	2.50	2.50	2.50	2.50	2.50	2.50	2.50	2.50	2.50	2.50	2.51	2.51	2.51	2.50	2.51	2.50	2.51
170	2.49	2.49	2.49	2.49	2.49	2.49	2.48	2.48	2.48	2.48	2.49	2.49	2.51	2.50	2.51	2.50	2.51	2.50	2.50
175	2.34	2.35	2.34	2.34	2.34	2.34	2.34	2.34	2.34	2.34	2.34	2.34	2.38	2.37	2.38	2.37	2.38	2.38	2.38
180	2.26	2.27	2.26	2.26	2.26	2.26	2.26	2.26	2.26	2.26	2.27	2.26	2.27	2.26	2.26	2.26	2.27	2.26	2.27

C Range: 0 - 360DEG  
C Interval: 15.0DEG  
Test Speed: HIGH  
Temperature:25.3DEG  
Operators:ZhangXiao  
Test Date:2016-09-07

γ Range: 0 - 180DEG  
γ Interval: 1.0DEG  
Test System:EVERFINE GO-2000B\_V1 SYSTEM V2.0.265  
Humidity:65.0%  
Test Distance:6.590m [K=1.0000]  
Remarks:

# LUMINOUS DISTRIBUTION INTENSITY DATA

Test:U:226.5V I:0.1270A P:27.60W PF:0.9610 Lamp Flux:2913.68x1 lm		
NAME:	TYPE:	WEIGHT:
DIM.:	SPEC.:	SERIAL No.:
MFR.: Rayconn	SUR.:	PROTECTION ANGLE:

Table--2

UNIT: x10cd

C(DEG) γ (DEG)	285	300	315	330	345													
0	2303	2303	2303	2303	2303													
5	1688	1732	1691	1726	1675													
10	636	649	640	643	629													
15	256	267	259	265	255													
20	153	158	153	157	153													
25	123	124	123	124	124													
30	90.6	93.3	91.1	93.1	91.8													
35	23.9	24.2	23.8	25.7	24.6													
40	6.11	5.91	6.16	6.23	6.23													
45	2.17	2.24	2.19	2.29	2.17													
50	1.29	1.28	1.29	1.30	1.28													
55	1.14	1.12	1.13	1.12	1.11													
60	1.18	1.16	1.17	1.15	1.14													
65	1.21	1.20	1.22	1.21	1.19													
70	1.00	0.99	1.00	1.01	0.99													
75	0.89	0.87	0.88	0.88	0.87													
80	0.84	0.83	0.83	0.83	0.83													
85	0.77	0.77	0.77	0.76	0.76													
90	0.70	0.69	0.70	0.70	0.70													
95	0.70	0.70	0.71	0.70	0.71													
100	0.72	0.72	0.72	0.72	0.72													
105	0.74	0.74	0.74	0.74	0.75													
110	0.79	0.78	0.79	0.78	0.79													
115	0.84	0.84	0.84	0.84	0.84													
120	0.92	0.92	0.92	0.92	0.92													
125	1.07	1.06	1.07	1.06	1.07													
130	1.34	1.33	1.34	1.33	1.34													
135	1.71	1.70	1.70	1.69	1.70													
140	2.02	2.01	2.01	2.01	2.02													
145	2.22	2.23	2.21	2.21	2.21													
150	2.34	2.34	2.34	2.33	2.34													
155	2.41	2.41	2.41	2.41	2.41													
160	2.46	2.46	2.46	2.46	2.46													
165	2.50	2.51	2.50	2.51	2.50													
170	2.50	2.50	2.50	2.50	2.50													
175	2.37	2.38	2.38	2.38	2.38													
180	2.26	2.27	2.26	2.27	2.26													

C Range: 0 - 360DEG  
C Interval: 15.0DEG  
Test Speed: HIGH  
Temperature:25.3DEG  
Operators:ZhangXiao  
Test Date:2016-09-07

γ Range: 0 - 180DEG  
γ Interval: 1.0DEG  
γ Test System:EVERFINE GO-2000B\_V1 SYSTEM V2.0.265  
Humidity:65.0%  
Test Distance:6.590m [K=1.0000]  
Remarks: