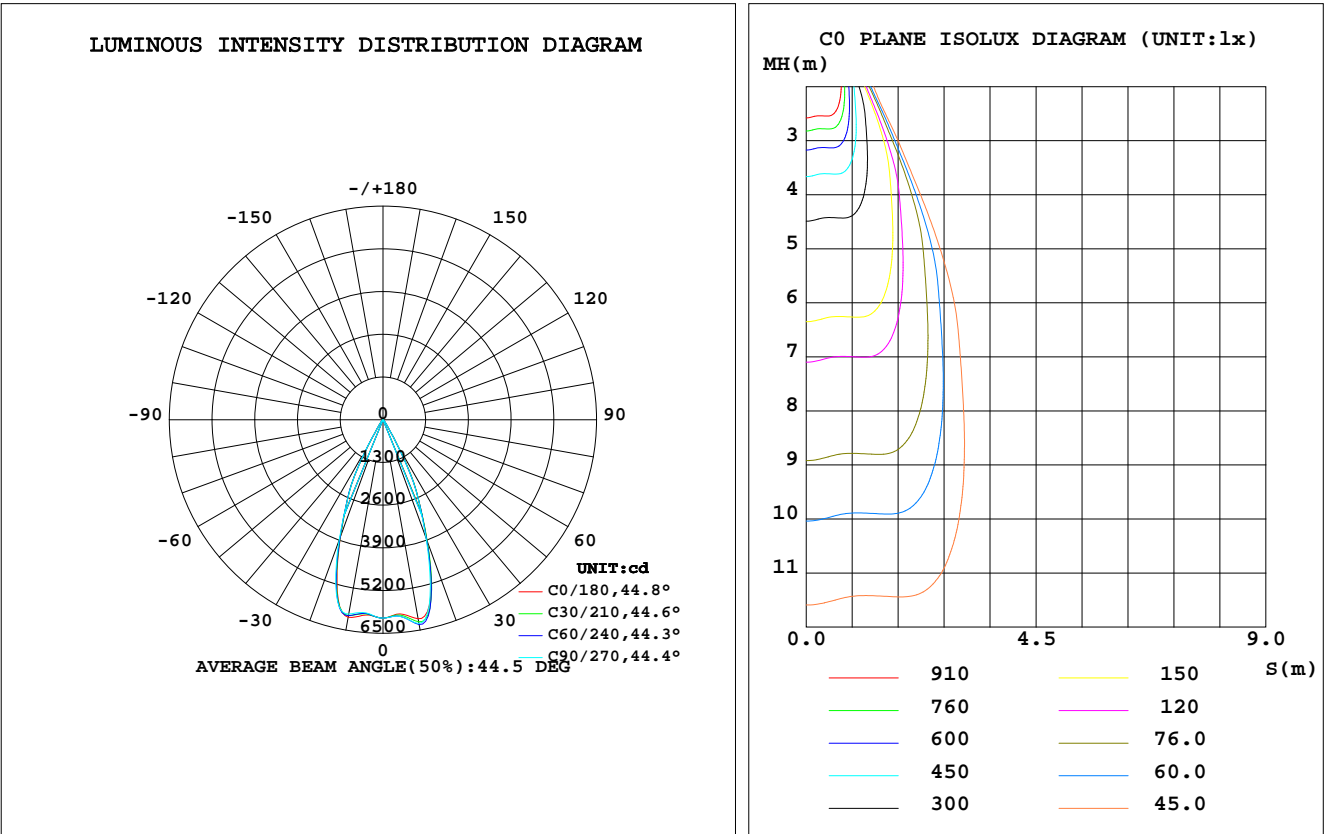


LUMINAIRE PHOTOMETRIC TEST REPORT

Test:U:226.6V I:0.1790A P:38.60W PF:0.9470 Lamp Flux:3521.51x1 lm		
NAME:	TYPE:	WEIGHT:
DIM.:	SPEC.:	SERIAL No.:
MFR.: Rayconn	SUR.:	PROTECTION ANGLE:

DATA OF LAMP		PHOTOMETRIC DATA				Eff: 91.23 lm/W
MODEL	TL19-40W-830-W-45	Imax(cd)	6331	S/MH(C0/180)	0.70	
NOMINAL POWER(W)	38	LOR(%)	100.0	S/MH(C90/270)	0.69	
RATED VOLTAGE(V)	226	TOTAL FLUX(lm)	3521.5	η UP,DN(C0-180)	1.3,49.0	
NOMINAL FLUX(lm)	3521.51	CIE CLASS	DIRECT	η UP,DN(C180-360)	1.4,48.3	
LAMPS INSIDE	1	η up(%)	2.7	CIBSE SHR NOM	0.50	
TEST VOLTAGE(V)	226.6	η down(%)	97.3	CIBSE SHR MAX	0.70	



C Range: 0 - 360DEG  
C Interval: 15.0DEG  
Test Speed: HIGH  
Temperature:25.3DEG  
Operators:ZhangXiao  
Test Date:2016-07-26

γ Range: 0 - 180DEG  
γ Interval: 1.0DEG  
Test System:EVERFINE GO-2000B\_V1 SYSTEM V2.0.265  
Humidity:65.0%  
Test Distance:6.610m [K=1.0000]  
Remarks:

## ZONAL FLUX DIAGRAM

### ZONAL FLUX DIAGRAM:

γ	C0	C45	C90	C135	C180	C225	C270	C315	γ	Φ zone	Φ total	lum, lamp
10	6149	6301	6297	6229	6103	6054	6003	6079	0- 10	575.7	575.7	16.3,16.3
20	3927	3995	3838	3802	3792	3760	3907	3822	10- 20	1474	2050	58.2,58.2
30	841.9	887.8	814.0	879.8	900.9	865.9	960.1	864.4	20- 30	1057	3107	88.2,88.2
40	108.1	114.3	112.1	125.0	121.2	110.1	110.0	107.6	30- 40	190.0	3297	93.6,93.6
50	42.65	43.54	43.04	44.14	42.93	42.16	42.60	42.70	40- 50	52.76	3350	95.1,95.1
60	25.93	26.08	25.76	26.00	25.29	25.49	26.05	25.87	50- 60	29.68	3380	96.96
70	17.82	18.04	17.87	18.04	17.36	17.56	17.81	17.80	60- 70	21.33	3401	96.6,96.6
80	11.61	11.78	11.63	11.77	11.96	12.06	12.16	12.14	70- 80	15.59	3417	97.97
90	6.839	7.145	6.921	6.871	8.247	8.708	8.456	8.330	80- 90	10.59	3427	97.3,97.3
100	6.529	6.657	6.548	6.497	8.574	8.816	8.633	8.612	90-100	8.332	3436	97.6,97.6
110	7.372	7.343	7.380	7.308	9.507	9.611	9.525	9.580	100-110	8.317	3444	97.8,97.8
120	10.93	10.83	10.99	10.87	12.41	12.56	12.41	12.45	110-120	9.766	3454	98.1,98.1
130	16.43	16.32	16.48	16.40	17.26	17.44	17.26	17.28	120-130	12.68	3466	98.4,98.4
140	22.13	22.05	22.18	22.15	22.75	22.85	22.73	22.77	130-140	15.16	3482	98.9,98.9
150	27.18	27.19	27.25	27.20	27.57	27.62	27.60	27.64	140-150	15.68	3497	99.3,99.3
160	29.10	29.11	29.13	29.15	29.46	29.46	29.47	29.49	150-160	13.25	3511	99.7,99.7
170	28.46	28.45	28.43	28.40	28.70	28.69	28.66	28.73	160-170	8.219	3519	99.9,99.9
180	29.31	29.31	29.27	29.25	29.32	29.30	29.27	29.26	170-180	2.738	3522	100,100
DEG	LUMINOUS INTENSITY:cd									UNIT:lm		

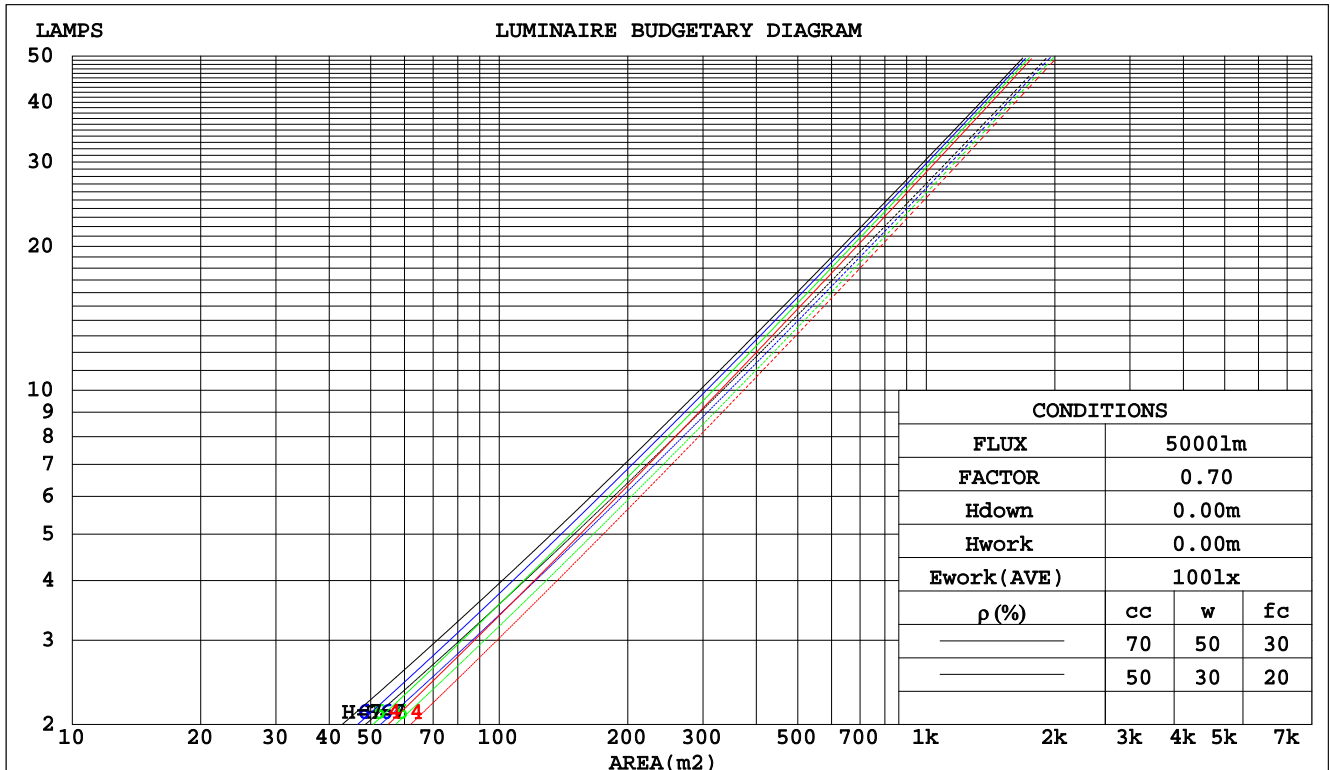
C Range: 0 - 360DEG  
C Interval: 15.0DEG  
Test Speed: HIGH  
Temperature:25.3DEG  
Operators:ZhangXiao  
Test Date:2016-07-26

γ Range: 0 - 180DEG  
γ Interval: 1.0DEG  
Test System:EVERFINE GO-2000B\_V1 SYSTEM V2.0.265  
Humidity:65.0%  
Test Distance:6.610m [K=1.0000]  
Remarks:

### CU AND LUMINAIRE BUDGETARY ESTIMATE DIAGRAM

Test:U:226.6V I:0.1790A P:38.60W PF:0.9470 Lamp Flux:3521.51lx1 lm		
NAME:	TYPE:	WEIGHT:
DIM.:	SPEC.:	SERIAL No.:
MFR.: Rayconn	SUR.:	PROTECTION ANGLE:

pcc	80%			70%			50%			30%			10%			0
pw	50%	30%	10%	50%	30%	10%	50%	30%	10%	50%	30%	10%	50%	30%	10%	0
pfc	20%			20%			20%			20%			20%			0
RCR	Coefficients of Utilization(CU)															
0.0	1.18	1.18	1.18	1.15	1.15	1.15	1.10	1.10	1.10	1.04	1.04	1.04	.00	.00	.00	.97
1.0	1.11	1.08	1.06	1.08	1.06	1.04	1.04	1.02	1.01	.00	.98	.97	.96	.95	.94	.92
2.0	1.04	1.01	.97	1.02	.99	.96	.99	.96	.94	.95	.93	.91	.92	.91	.89	.87
3.0	.98	.94	.90	.97	.93	.89	.94	.90	.88	.91	.88	.86	.89	.86	.84	.83
4.0	.93	.88	.85	.92	.87	.84	.89	.86	.83	.87	.84	.81	.85	.82	.80	.79
5.0	.88	.83	.80	.87	.83	.79	.85	.81	.78	.83	.80	.77	.82	.79	.76	.75
6.0	.84	.79	.75	.83	.78	.75	.82	.77	.74	.80	.76	.74	.79	.75	.73	.72
7.0	.80	.75	.72	.80	.75	.71	.78	.74	.71	.77	.73	.70	.75	.72	.70	.68
8.0	.77	.72	.68	.76	.71	.68	.75	.71	.67	.74	.70	.67	.73	.69	.67	.65
9.0	.73	.68	.65	.73	.68	.65	.72	.67	.64	.71	.67	.64	.70	.66	.64	.63
10.0	.70	.65	.62	.70	.65	.62	.69	.65	.62	.68	.64	.61	.67	.64	.61	.60



C Range: 0 - 360DEG  
C Interval: 15.0DEG  
Test Speed: HIGH  
Temperature: 25.3DEG  
Operators: ZhangXiao  
Test Date: 2016-07-26

γ Range: 0 - 180DEG  
γ Interval: 1.0DEG  
Test System: EVERFINE GO-2000B\_V1 SYSTEM V2.0.265  
Humidity: 65.0%  
Test Distance: 6.610m [K=1.0000]  
Remarks:

# WEC AND CCEC

Test:U:226.6V I:0.1790A P:38.60W PF:0.9470 Lamp Flux:3521.51x1 lm		
NAME:	TYPE:	WEIGHT:
DIM.:	SPEC.:	SERIAL No.:
MFR.: Rayconn	SUR.:	PROTECTION ANGLE:

pcc	80%			70%			50%			30%			10%			0	
pw	50%	30%	10%	50%	30%	10%	50%	30%	10%	50%	30%	10%	50%	30%	10%	0	
pfc	20%			20%			20%			20%			20%			0	
RCR	RCR:Room Cavity Ratio						Wall Exitance Coefficients(WEC)										
0.0																	
1.0	.165	.094	.030	.158	.090	.029	.144	.082	.026	.131	.075	.024	.119	.069	.022		
2.0	.154	.084	.026	.148	.081	.025	.136	.076	.023	.125	.070	.022	.115	.065	.020		
3.0	.144	.077	.023	.139	.074	.022	.129	.070	.021	.120	.066	.020	.111	.061	.019		
4.0	.136	.071	.021	.131	.069	.020	.123	.065	.019	.115	.062	.019	.107	.058	.018		
5.0	.129	.066	.019	.125	.064	.019	.117	.061	.018	.110	.058	.017	.103	.055	.017		
6.0	.122	.061	.018	.119	.060	.017	.112	.057	.017	.106	.055	.016	.100	.053	.016		
7.0	.117	.058	.016	.113	.056	.016	.107	.054	.016	.102	.052	.015	.096	.050	.015		
8.0	.111	.054	.015	.109	.053	.015	.103	.052	.015	.098	.050	.014	.093	.048	.014		
9.0	.107	.052	.014	.104	.051	.014	.099	.049	.014	.095	.047	.014	.090	.046	.013		
10.0	.102	.049	.014	.100	.048	.013	.096	.047	.013	.092	.045	.013	.088	.044	.013		

pcc	80%			70%			50%			30%			10%			0	
pw	50%	30%	10%	50%	30%	10%	50%	30%	10%	50%	30%	10%	50%	30%	10%	0	
pfc	20%			20%			20%			20%			20%			0	
RCR	RCR:Room Cavity Ratio						Ceiling Cavity Exitance Coefficients(CCEC)										
0.0	.211	.211	.211	.180	.180	.180	.123	.123	.123	.071	.071	.071	.023	.023	.023		
1.0	.191	.178	.166	.163	.153	.143	.112	.105	.099	.064	.061	.058	.021	.020	.019		
2.0	.175	.153	.135	.150	.132	.117	.102	.091	.082	.059	.053	.048	.019	.017	.016		
3.0	.161	.134	.113	.138	.116	.098	.095	.080	.069	.055	.047	.040	.018	.015	.013		
4.0	.150	.119	.096	.129	.103	.083	.088	.072	.059	.051	.042	.035	.016	.014	.011		
5.0	.140	.108	.083	.121	.093	.072	.083	.065	.051	.048	.038	.030	.016	.012	.010		
6.0	.132	.098	.073	.114	.085	.064	.078	.059	.045	.046	.035	.027	.015	.011	.009		
7.0	.125	.090	.065	.108	.078	.057	.075	.055	.040	.043	.032	.024	.014	.011	.008		
8.0	.119	.084	.059	.103	.073	.052	.071	.051	.037	.041	.030	.022	.013	.010	.007		
9.0	.114	.078	.054	.098	.068	.047	.068	.048	.034	.040	.028	.020	.013	.009	.007		
10.0	.110	.074	.050	.094	.064	.044	.065	.045	.031	.038	.027	.019	.012	.009	.006		

C Range: 0 - 360DEG  
C Interval: 15.0DEG  
Test Speed: HIGH  
Temperature:25.3DEG  
Operators:ZhangXiao  
Test Date:2016-07-26

γ Range: 0 - 180DEG  
γ Interval: 1.0DEG  
Test System:EVERFINE GO-2000B\_V1 SYSTEM V2.0.265  
Humidity:65.0%  
Test Distance:6.610m [K=1.0000]  
Remarks:

### Uncorrected UGR Table

Test:U:226.6V I:0.1790A P:38.60W PF:0.9470 Lamp Flux:3521.51x1 lm											
NAME:					TYPE:			WEIGHT:			
DIM.:					SPEC.:			SERIAL No.:			
MFR.: Rayconn					SUR.:			PROTECTION ANGLE:			
ceiling/cavity	0.7	0.7	0.5	0.5	0.3	0.7	0.7	0.5	0.5	0.3	
walls	0.5	0.3	0.5	0.3	0.3	0.5	0.3	0.5	0.3	0.3	
working plane	0.2	0.2	0.2	0.2	0.2	0.2	0.2	0.2	0.2	0.2	
Room dimensions		Viewed crosswise					Viewed endwise				
x = 2H y = 2H	12.1	12.9	12.3	13.1	13.3	12.1	12.9	12.4	13.1	13.3	
	3H	12.7	13.4	13.0	13.7	13.9	12.8	13.5	13.0	13.7	14.0
	4H	13.1	13.8	13.4	14.1	14.3	13.2	13.9	13.5	14.1	14.4
	6H	13.6	14.3	14.0	14.6	14.9	13.7	14.3	14.0	14.6	14.9
	8H	13.9	14.6	14.3	14.9	15.2	14.0	14.6	14.3	14.9	15.2
	12H	14.3	14.9	14.7	15.2	15.5	14.3	14.9	14.7	15.3	15.6
4H	2H	12.2	12.9	12.5	13.1	13.4	12.2	12.9	12.5	13.2	13.5
	3H	13.1	13.7	13.4	14.0	14.3	13.1	13.7	13.5	14.0	14.3
	4H	13.7	14.2	14.1	14.6	14.9	13.7	14.3	14.1	14.6	15.0
	6H	14.4	14.9	14.8	15.3	15.7	14.4	14.9	14.9	15.3	15.7
	8H	14.8	15.3	15.3	15.7	16.1	14.9	15.3	15.3	15.7	16.1
	12H	15.3	15.7	15.8	16.2	16.6	15.3	15.8	15.8	16.2	16.6
8H	4H	13.9	14.4	14.3	14.8	15.2	13.9	14.4	14.4	14.8	15.2
	6H	14.9	15.2	15.3	15.7	16.1	14.9	15.3	15.4	15.7	16.2
	8H	15.4	15.8	15.9	16.2	16.7	15.5	15.8	16.0	16.3	16.8
	12H	16.1	16.4	16.7	16.9	17.4	16.2	16.4	16.7	16.9	17.5
12H	4H	13.9	14.4	14.4	14.8	15.2	14.0	14.4	14.4	14.8	15.2
	6H	15.0	15.3	15.5	15.8	16.3	15.0	15.3	15.5	15.8	16.3
	8H	15.7	15.9	16.2	16.4	17.0	15.7	15.9	16.2	16.4	17.0
Variations with the observer position at spacings:											
S = 1.0H	+ 0.6 / - 0.6					+ 0.6 / - 0.6					
1.5H	+ 1.2 / - 0.5					+ 1.3 / - 0.5					
2.0H	+ 0.4 / - 0.2					+ 0.4 / - 0.2					

CIE Pub.117 Corrected 3522 lm Total Lamp Luminous Flux.(8log(F/F0) = 4.4)

C Range: 0 - 360DEG  
C Interval: 15.0DEG  
Test Speed: HIGH  
Temperature:25.3DEG  
Operators:ZhangXiao  
Test Date:2016-07-26

γ Range: 0 - 180DEG  
γ Interval: 1.0DEG  
Test System:EVERFINE GO-2000B\_V1 SYSTEM V2.0.265  
Humidity:65.0%  
Test Distance:6.610m [K=1.0000]  
Remarks:

### UTILIZATION FACTORS TABLE

Test:U:226.6V I:0.1790A P:38.60W PF:0.9470 Lamp Flux:3521.51x1 lm		
NAME:	TYPE:	WEIGHT:
DIM.:	SPEC.:	SERIAL No.:
MFR.: Rayconn	SUR.:	PROTECTION ANGLE:

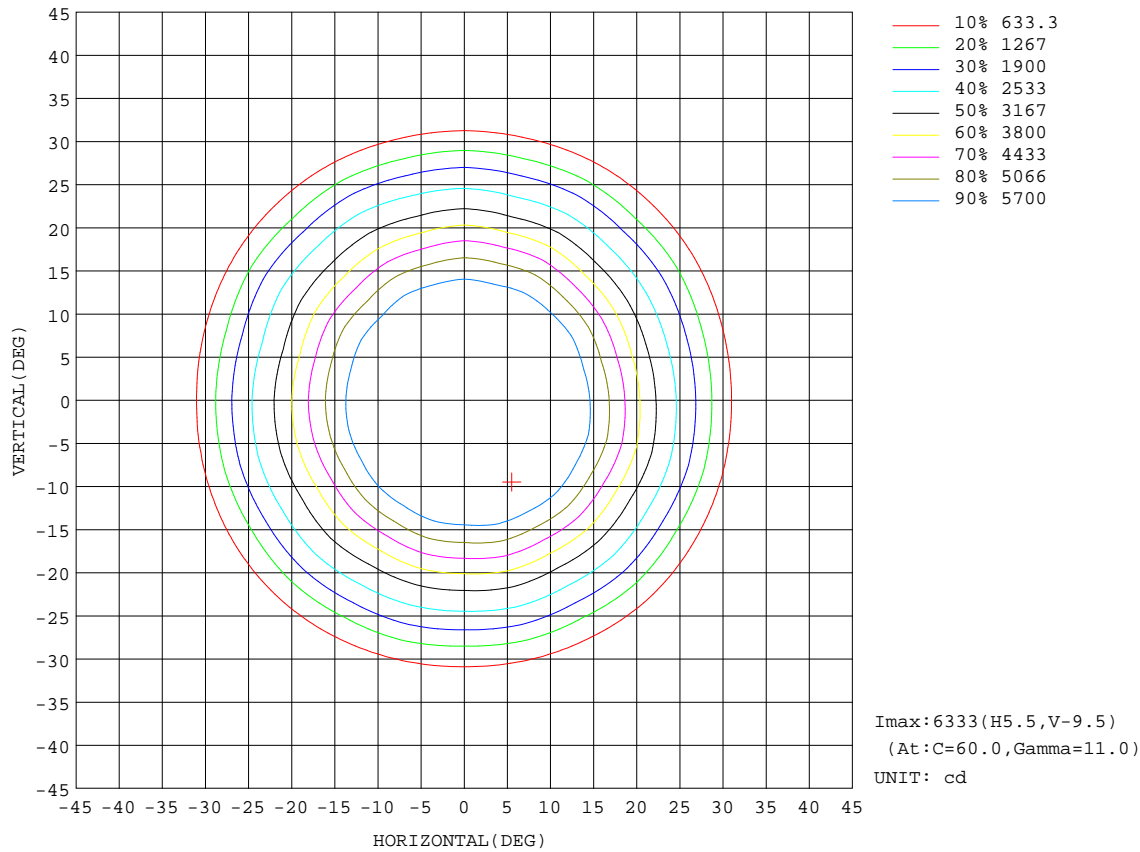
REFLECTANCE										
Ceiling	0.8	0.8	0.8	0.7	0.7	0.7	0.5	0.5	0.5	0
Walls	0.7	0.5	0.3	0.7	0.5	0.3	0.7	0.5	0.3	0
Working plane	0.2	0.2	0.2	0.2	0.2	0.2	0.2	0.2	0.2	0
ROOM INDEX	UTILIZATION FACTORS(PERCENT) $k(RI) \times RCR = 5$									
$k = 0.60$	88	82	78	87	81	78	86	81	78	74
0.80	95	89	85	94	89	85	93	88	85	81
1.00	99	93	90	98	93	89	96	92	89	85
1.25	103	97	94	101	97	94	99	95	93	88
1.50	105	101	97	104	100	97	101	98	95	90
2.00	108	104	100	106	102	99	103	100	98	92
2.50	109	106	103	108	104	102	104	101	99	93
3.00	111	108	105	109	106	103	105	103	101	94
4.00	113	110	108	111	108	106	107	105	103	95
5.00	114	112	110	112	110	108	108	106	105	96
ROOM INDEX	UF(total)									Direct
According to DIN EN 13032-2 2004			Suspended					SHRNOM = 1.25		

C Range: 0 - 360DEG  
C Interval: 15.0DEG  
Test Speed: HIGH  
Temperature:25.3DEG  
Operators:ZhangXiao  
Test Date:2016-07-26

$\gamma$  Range: 0 - 180DEG  
 $\gamma$  Interval: 1.0DEG  
 $\gamma$  Test System:EVERFINE GO-2000B\_V1 SYSTEM V2.0.265  
Humidity:65.0%  
Test Distance:6.610m [K=1.0000]  
Remarks:

ISOCANDELA DIAGRAM

Test:U:226.6V I:0.1790A P:38.60W PF:0.9470 Lamp Flux:3521.51x1 lm		
NAME:	TYPE:	WEIGHT:
DIM.:	SPEC.:	SERIAL No.:
MFR.: Rayconn	SUR.:	PROTECTION ANGLE:



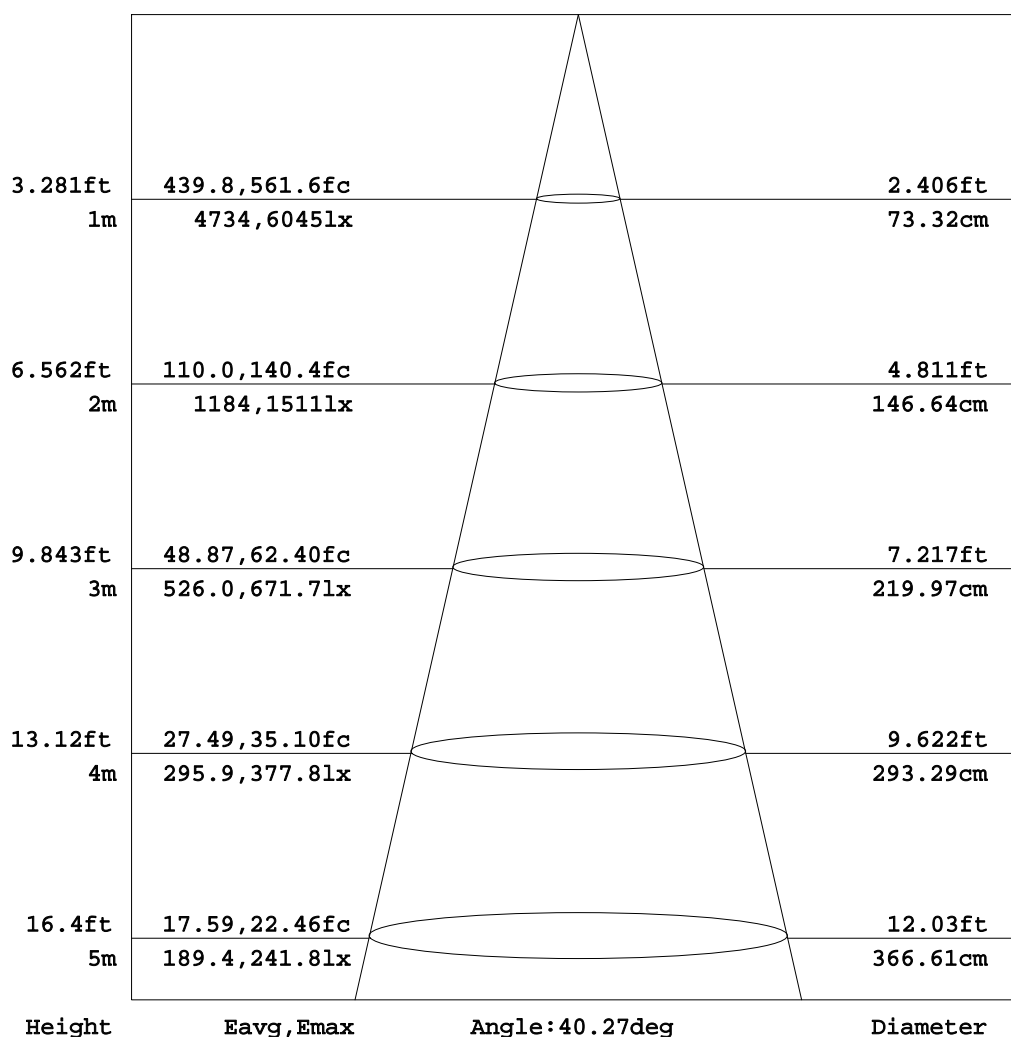
C Range: 0 - 360DEG  
C Interval: 15.0DEG  
Test Speed: HIGH  
Temperature:25.3DEG  
Operators:ZhangXiao  
Test Date:2016-07-26

γ Range: 0 - 180DEG  
γ Interval: 1.0DEG  
Test System:EVERFINE GO-2000B\_V1 SYSTEM V2.0.265  
Humidity:65.0%  
Test Distance:6.610m [K=1.0000]  
Remarks:

### AAI Figure

Test:U:226.6V I:0.1790A P:38.60W PF:0.9470 Lamp Flux:3521.51x1 lm		
NAME:	TYPE:	WEIGHT:
DIM.:	SPEC.:	SERIAL No.:
MFR.: Rayconn	SUR.:	PROTECTION ANGLE:

Flux out:2192 lm



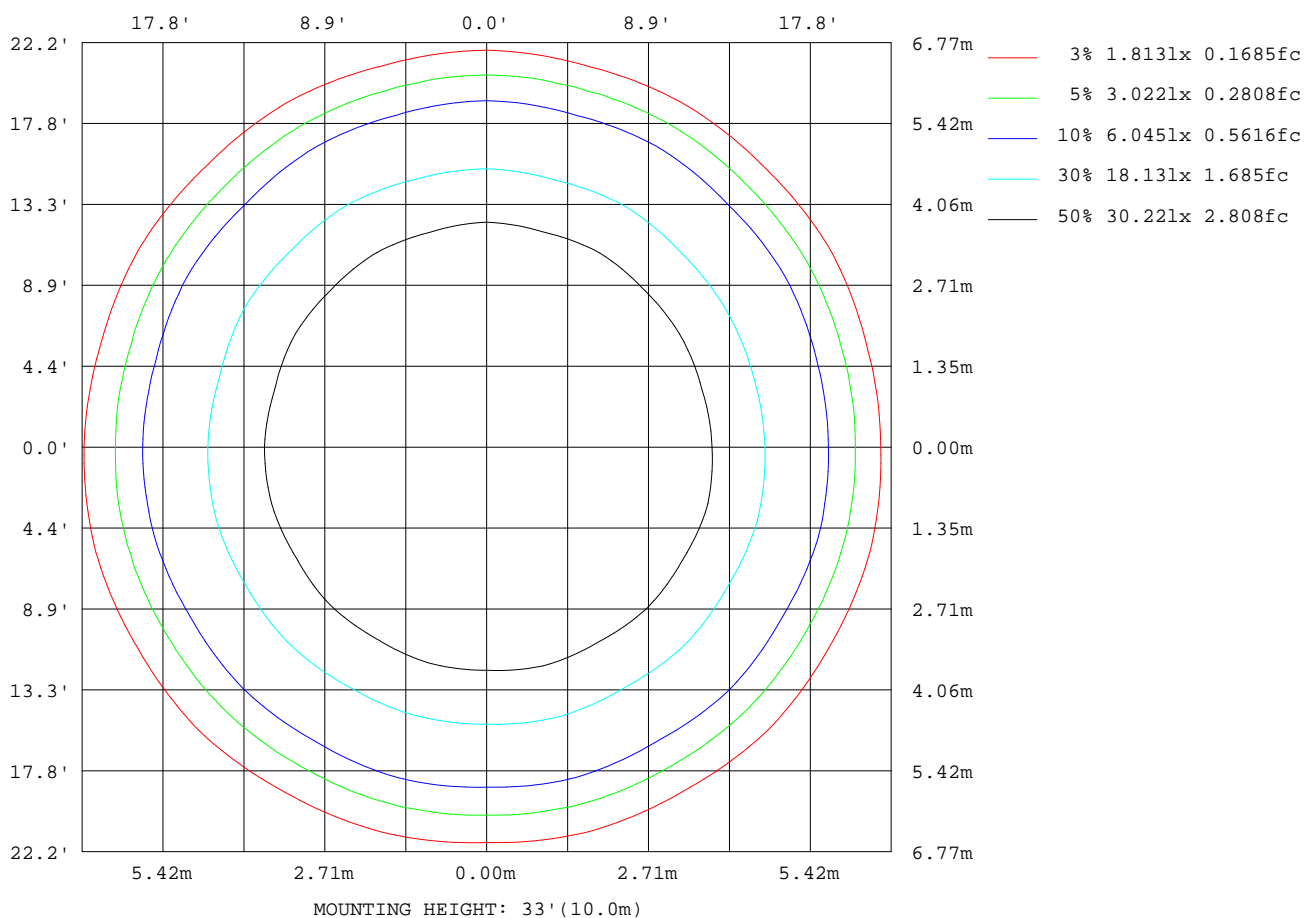
Note: The Curves indicate the illuminated area and the average illumination when the luminaire is at different distance.

C Range: 0 - 360DEG  
C Interval: 15.0DEG  
Test Speed: HIGH  
Temperature: 25.3DEG  
Operators: ZhangXiao  
Test Date: 2016-07-26

γ Range: 0 - 180DEG  
γ Interval: 1.0DEG  
Test System: EVERFINE GO-2000B\_V1 SYSTEM V2.0.265  
Humidity: 65.0%  
Test Distance: 6.610m [K=1.0000]  
Remarks:

# ISOLUX DIAGRAM

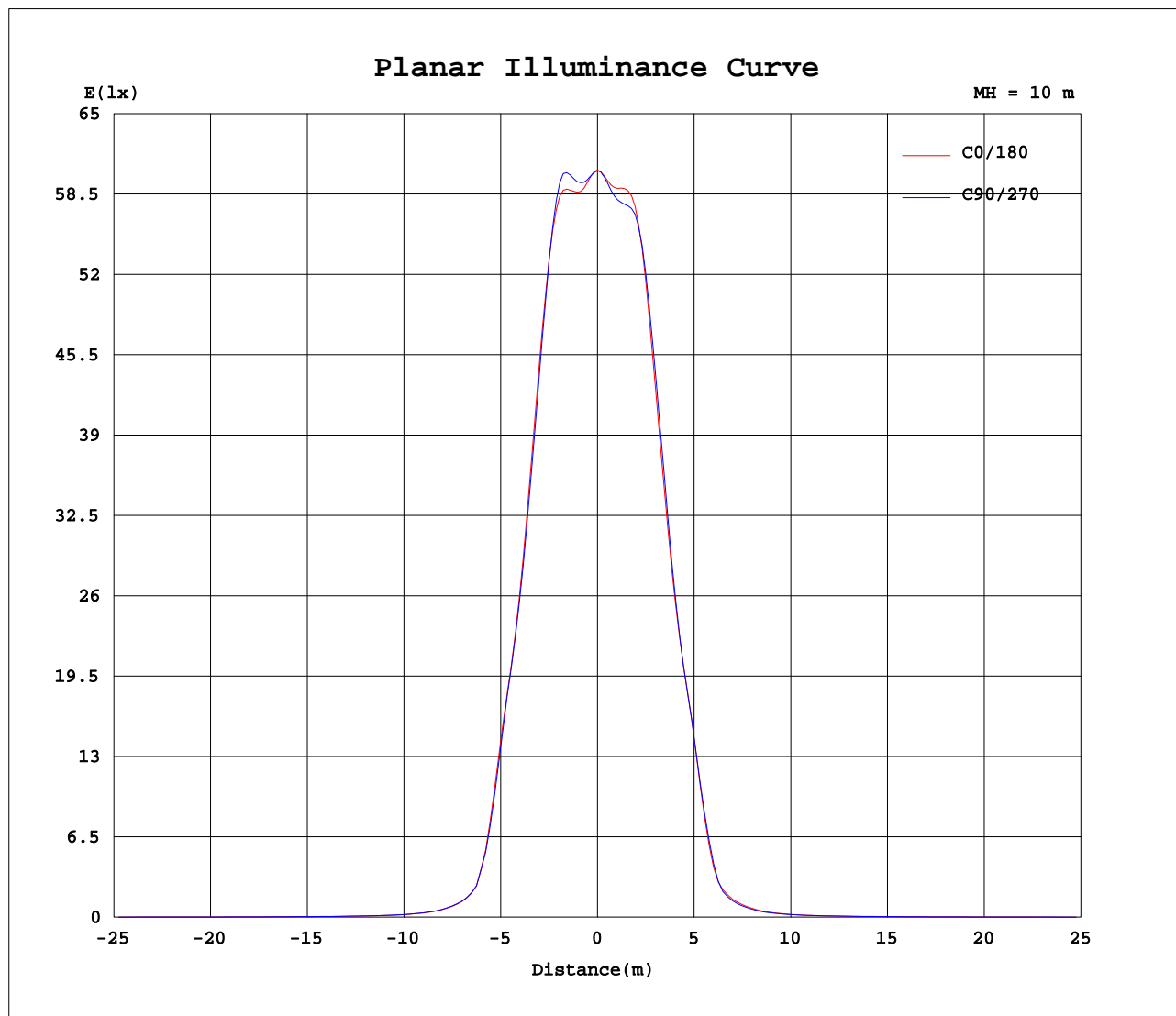
Test:U:226.6V I:0.1790A P:38.60W PF:0.9470 Lamp Flux:3521.51x1 lm		
NAME:	TYPE:	WEIGHT:
DIM.:	SPEC.:	SERIAL No.:
MFR.: Rayconn	SUR.:	PROTECTION ANGLE:



C Range: 0 - 360DEG  
C Interval: 15.0DEG  
Test Speed: HIGH  
Temperature: 25.3DEG  
Operators: ZhangXiao  
Test Date: 2016-07-26

γ Range: 0 - 180DEG  
γ Interval: 1.0DEG  
Test System: EVERFINE GO-2000B\_V1 SYSTEM V2.0.265  
Humidity: 65.0%  
Test Distance: 6.610m [K=1.0000]  
Remarks:

## Planar Illuminance Curve



C Range: 0 - 360DEG  
C Interval: 15.0DEG  
Test Speed: HIGH  
Temperature: 25.3DEG  
Operators: ZhangXiao  
Test Date: 2016-07-26

$\gamma$  Range: 0 - 180DEG  
 $\gamma$  Interval: 1.0DEG  
Test System: EVERFINE GO-2000B\_V1 SYSTEM V2.0.265  
Humidity: 65.0%  
Test Distance: 6.610m [K=1.0000]  
Remarks:

## LUMINOUS DISTRIBUTION INTENSITY DATA

Test:U:226.6V I:0.1790A P:38.60W PF:0.9470 Lamp Flux:3521.51x1 lm																			
NAME:										TYPE:					WEIGHT:				
DIM.:										SPEC.:					SERIAL No.:				
MFR.: Rayconn										SUR.:					PROTECTION ANGLE:				

Table--1

UNIT: cd

C(DEG) γ (DEG)	0	15	30	45	60	75	90	105	120	135	150	165	180	195	210	225	240	255	270
0	6037	6037	6037	6037	6037	6037	6037	6037	6037	6037	6037	6037	6037	6037	6037	6037	6037	6037	6037
5	5930	5941	5966	5986	6006	6004	6010	5999	5995	5992	5990	5972	5964	5949	5933	5923	5918	5916	5901
10	6149	6171	6243	6301	6325	6316	6297	6261	6245	6229	6189	6152	6103	6074	6047	6054	6054	6037	6003
15	5590	5677	5660	5729	5653	5658	5540	5544	5441	5442	5366	5394	5383	5354	5424	5358	5461	5420	5488
20	3927	4029	3956	3995	3895	3935	3838	3846	3759	3802	3732	3800	3792	3704	3802	3760	3842	3797	3907
25	2428	2481	2431	2471	2403	2455	2403	2421	2389	2445	2421	2473	2442	2380	2452	2409	2455	2401	2428
30	842	893	828	888	807	863	814	866	820	880	843	902	901	853	921	866	937	903	960
35	232	244	240	248	240	246	237	251	252	269	265	272	262	250	253	240	245	234	240
40	108	112	112	114	113	115	112	116	119	125	124	126	121	115	114	110	111	108	110
45	62.3	63.8	63.6	64.6	64.0	64.6	63.4	65.0	65.6	68.3	68.6	68.9	66.6	64.2	64.6	62.5	63.3	62.1	62.9
50	42.7	43.0	43.2	43.5	43.4	43.6	43.0	43.5	43.5	44.1	43.8	44.0	42.9	42.4	42.9	42.2	42.5	42.2	42.6
55	32.5	32.7	32.8	32.9	32.7	32.8	32.6	32.7	32.5	32.8	32.5	32.6	32.0	32.0	32.5	32.1	32.3	32.1	32.7
60	25.9	26.1	26.0	26.1	25.8	26.0	25.8	26.0	25.8	26.0	25.7	26.0	25.3	25.3	25.7	25.5	25.8	25.7	26.0
65	21.5	21.6	21.7	21.7	21.6	21.7	21.6	21.7	21.6	21.7	21.6	21.6	20.9	21.0	21.3	21.1	21.3	21.3	21.5
70	17.8	17.9	18.0	18.0	17.9	18.0	17.9	18.0	17.9	18.0	17.9	18.0	17.4	17.4	17.6	17.6	17.6	17.6	17.8
75	14.6	14.7	14.8	14.9	14.7	14.8	14.7	14.7	14.7	14.8	14.7	14.8	14.5	14.5	14.7	14.7	14.7	14.7	14.9
80	11.6	11.7	11.7	11.8	11.7	11.7	11.6	11.7	11.7	11.8	11.7	11.7	12.0	12.0	12.1	12.1	12.1	12.0	12.2
85	8.99	9.07	10.8	9.59	9.22	9.14	9.09	9.09	9.02	9.09	8.99	9.08	9.91	9.88	11.6	11.5	10.0	9.83	9.94
90	6.84	6.86	7.38	7.15	7.06	6.86	6.92	6.82	6.81	6.87	6.84	6.92	8.25	8.28	9.02	8.71	8.55	8.39	8.46
95	6.64	6.63	7.16	6.92	6.82	6.64	6.73	6.62	6.63	6.62	6.63	6.66	8.40	8.42	9.07	8.77	8.60	8.48	8.58
100	6.53	6.52	6.73	6.66	6.62	6.53	6.55	6.50	6.51	6.50	6.52	6.55	8.57	8.59	8.90	8.82	8.66	8.62	8.63
105	6.65	6.64	6.75	6.70	6.70	6.65	6.66	6.62	6.63	6.62	6.64	6.66	8.85	8.88	8.92	8.94	8.91	8.91	8.90
110	7.37	7.33	7.41	7.34	7.39	7.34	7.38	7.31	7.35	7.31	7.39	7.34	9.51	9.56	9.55	9.61	9.52	9.57	9.52
115	8.80	8.73	8.82	8.72	8.82	8.75	8.84	8.73	8.81	8.73	8.84	8.75	10.7	10.7	10.7	10.8	10.7	10.7	10.7
120	10.9	10.8	10.9	10.8	10.9	10.9	11.0	10.9	11.0	10.9	11.0	10.9	12.4	12.5	12.5	12.6	12.4	12.5	12.4
125	13.6	13.5	13.6	13.5	13.6	13.5	13.6	13.5	13.6	13.5	13.7	13.6	14.7	14.8	14.8	14.9	14.7	14.8	14.7
130	16.4	16.3	16.4	16.3	16.4	16.4	16.5	16.4	16.5	16.4	16.6	16.4	17.3	17.4	17.3	17.4	17.3	17.4	17.3
135	19.3	19.2	19.3	19.2	19.3	19.2	19.3	19.2	19.4	19.3	19.4	19.3	20.0	20.1	20.0	20.1	20.0	20.1	20.0
140	22.1	22.0	22.1	22.1	22.2	22.1	22.2	22.1	22.2	22.1	22.3	22.2	22.7	22.8	22.7	22.8	22.8	22.9	22.7
145	24.9	24.8	24.9	24.8	24.9	24.8	24.9	24.9	25.0	24.9	25.0	24.9	25.4	25.5	25.4	25.4	25.4	25.5	25.4
150	27.2	27.1	27.2	27.2	27.2	27.2	27.3	27.2	27.3	27.2	27.2	27.2	27.6	27.7	27.5	27.6	27.6	27.7	27.6
155	28.6	28.6	28.7	28.7	28.7	28.7	28.7	28.7	28.7	28.7	28.7	28.7	29.0	29.0	29.0	29.0	29.0	29.0	29.0
160	29.1	29.1	29.1	29.1	29.1	29.1	29.1	29.1	29.1	29.2	29.1	29.1	29.5	29.4	29.5	29.5	29.5	29.5	29.5
165	28.8	28.8	28.8	28.8	28.8	28.8	28.8	28.8	28.8	28.8	28.7	28.8	29.2	29.1	29.1	29.1	29.1	29.1	29.1
170	28.5	28.4	28.5	28.5	28.4	28.4	28.4	28.4	28.4	28.4	28.4	28.4	28.7	28.7	28.7	28.7	28.7	28.7	28.7
175	28.7	28.7	28.7	28.7	28.7	28.7	28.7	28.7	28.7	28.7	28.7	28.7	28.9	28.9	28.9	28.9	28.8	28.8	28.8
180	29.3	29.3	29.3	29.3	29.3	29.3	29.3	29.3	29.2	29.3	29.3	29.3	29.3	29.3	29.3	29.3	29.3	29.3	29.3

C Range: 0 - 360DEG  
C Interval: 15.0DEG  
Test Speed: HIGH  
Temperature:25.3DEG  
Operators:ZhangXiao  
Test Date:2016-07-26

γ Range: 0 - 180DEG  
γ Interval: 1.0DEG  
Test System:EVERFINE GO-2000B\_V1 SYSTEM V2.0.265  
Humidity:65.0%  
Test Distance:6.610m [K=1.0000]  
Remarks:

# LUMINOUS DISTRIBUTION INTENSITY DATA

Test:U:226.6V I:0.1790A P:38.60W PF:0.9470 Lamp Flux:3521.51x1 lm		
NAME:	TYPE:	WEIGHT:
DIM.:	SPEC.:	SERIAL No.:
MFR.: Rayconn	SUR.:	PROTECTION ANGLE:

Table--2

UNIT: cd

C(DEG) γ (DEG)	285	300	315	330	345														
0	6037	6037	6037	6037	6037														
5	5885	5887	5894	5894	5903														
10	6001	6020	6079	6101	6114														
15	5447	5535	5514	5580	5527														
20	3816	3908	3822	3873	3835														
25	2368	2419	2353	2378	2376														
30	897	939	864	903	840														
35	229	238	233	241	230														
40	106	110	108	111	107														
45	61.5	62.8	61.9	63.9	62.1														
50	42.2	42.8	42.7	43.5	42.6														
55	32.4	32.7	32.6	33.1	32.4														
60	25.9	26.1	25.9	26.2	25.7														
65	21.4	21.5	21.4	21.6	21.3														
70	17.7	17.8	17.8	17.9	17.7														
75	14.8	14.9	14.8	14.9	14.7														
80	12.1	12.1	12.1	12.2	12.1														
85	9.87	9.92	9.89	9.96	9.94														
90	8.42	8.35	8.33	8.29	8.29														
95	8.54	8.48	8.46	8.42	8.43														
100	8.64	8.61	8.61	8.59	8.60														
105	8.93	8.88	8.91	8.87	8.91														
110	9.59	9.54	9.58	9.52	9.57														
115	10.8	10.7	10.7	10.7	10.7														
120	12.5	12.4	12.5	12.4	12.4														
125	14.8	14.7	14.7	14.6	14.7														
130	17.3	17.2	17.3	17.2	17.3														
135	20.1	19.9	20.0	19.9	20.0														
140	22.8	22.7	22.8	22.7	22.7														
145	25.4	25.3	25.4	25.3	25.4														
150	27.6	27.5	27.6	27.6	27.6														
155	29.0	29.0	29.0	29.0	29.0														
160	29.5	29.5	29.5	29.4	29.4														
165	29.2	29.2	29.2	29.2	29.2														
170	28.7	28.7	28.7	28.7	28.8														
175	28.8	28.8	28.8	28.8	28.9														
180	29.3	29.3	29.3	29.3	29.3														

C Range: 0 - 360DEG  
C Interval: 15.0DEG  
Test Speed: HIGH  
Temperature:25.3DEG  
Operators:ZhangXiao  
Test Date:2016-07-26

γ Range: 0 - 180DEG  
γ Interval: 1.0DEG  
Test System:EVERFINE GO-2000B\_V1 SYSTEM V2.0.265  
Humidity:65.0%  
Test Distance:6.610m [K=1.0000]  
Remarks: