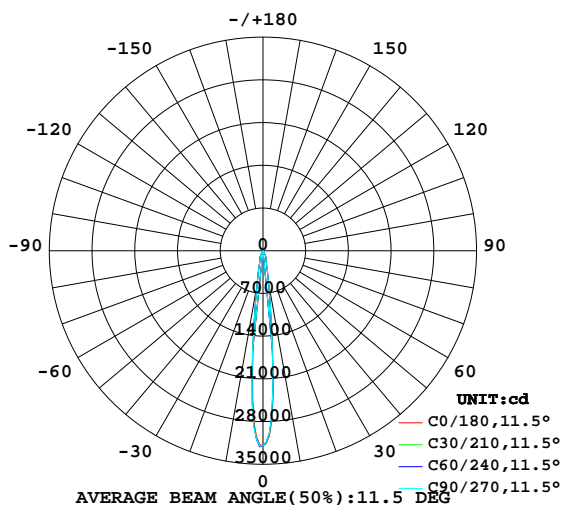


LUMINAIRE PHOTOMETRIC TEST REPORT

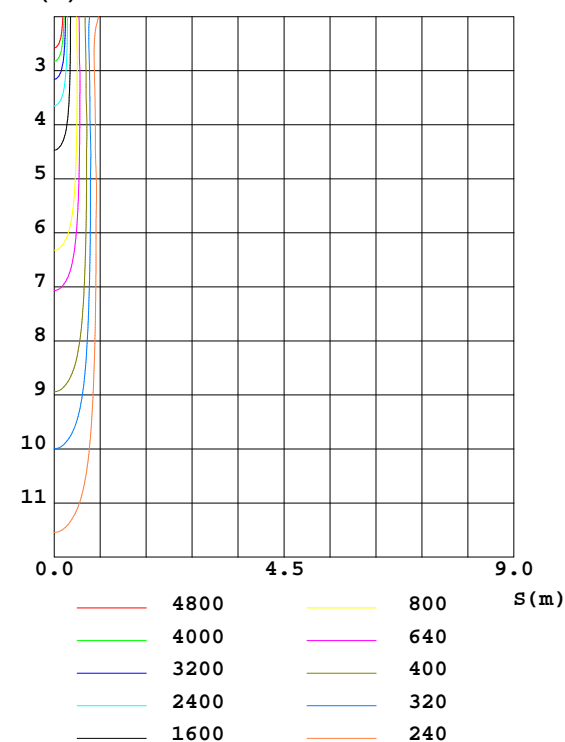
Test:U:226.5V I:0.1260A P:27.40W PF:0.9610 Lamp Flux:2733.06x1 lm		
NAME:	TYPE:	WEIGHT:
DIM.:	SPEC.:	SERIAL No.:
MFR.: Rayconn	SUR.:	PROTECTION ANGLE:

DATA OF LAMP		PHOTOMETRIC DATA Eff: 99.75 lm/W			
MODEL	TL19-30W-830-W-12	Imax(cd)	32121	S/MH(C0/180)	0.20
NOMINAL POWER(W)	28	LOR(%)	100.0	S/MH(C90/270)	0.19
RATED VOLTAGE(V)	226	TOTAL FLUX(lm)	2733.1	η UP,DN(C0-180)	1.2,48.0
NOMINAL FLUX(lm)	2733.06	CIE CLASS	DIRECT	η UP,DN(C180-360)	1.4,49.4
LAMPS INSIDE	1	η up(%)	2.6	CIBSE SHR NOM	0.00
TEST VOLTAGE(V)	226.6	η down(%)	97.4	CIBSE SHR MAX	1.00

LUMINOUS INTENSITY DISTRIBUTION DIAGRAM



C0 PLANE ISOLUX DIAGRAM (UNIT:lx)



C Range: 0 - 360DEG
C Interval: 15.0DEG
Test Speed: HIGH
Temperature:25.3DEG
Operators:ZhangXiao
Test Date:2016-09-08

γ Range: 0 - 180DEG
γ Interval: 1.0DEG
Test System:EVERFINE GO-2000B_V1 SYSTEM V2.0.265
Humidity:65.0%
Test Distance:6.590m [K=1.0000]
Remarks:

ZONAL FLUX DIAGRAM

ZONAL FLUX DIAGRAM:

γ	C0	C45	C90	C135	C180	C225	C270	C315	γ	Φ zone	Φ total	%lum, lamp
10	529.7	533.0	525.3	552.6	570.8	586.8	571.1	530.2	0- 10	1348	1348	49.3,49.3
20	143.8	145.8	143.1	145.3	146.5	144.2	144.8	142.4	10- 20	705.1	2053	75.1,75.1
30	36.41	40.31	38.43	42.07	43.18	42.97	43.60	38.61	20- 30	477.1	2530	92.6,92.6
40	4.341	4.629	4.554	4.494	4.572	4.574	4.629	4.527	30- 40	73.52	2603	95.3,95.3
50	1.384	1.319	1.313	1.361	1.377	1.342	1.388	1.355	40- 50	20.97	2624	96,96
60	1.024	1.015	1.010	1.031	0.9966	0.9744	0.9718	0.9902	50- 60	9.928	2634	96.4,96.4
70	0.9744	0.9632	0.9579	0.9666	0.9435	0.9361	0.9387	0.9424	60- 70	9.786	2644	96.7,96.7
80	0.8550	0.8262	0.8236	0.8374	0.8146	0.8086	0.8098	0.8110	70- 80	9.287	2653	97.1,97.1
90	0.6214	0.5608	0.5617	0.5727	0.7092	0.6727	0.6713	0.6706	80- 90	8.154	2661	97.4,97.4
100	0.3689	0.3485	0.3519	0.3472	0.6944	0.6794	0.6776	0.6776	90-100	6.093	2667	97.6,97.6
110	0.5524	0.5481	0.5536	0.5466	0.7137	0.7163	0.7141	0.7141	100-110	5.963	2673	97.8,97.8
120	0.6781	0.6728	0.6784	0.6717	0.8175	0.8229	0.8185	0.8205	110-120	6.803	2680	98.1,98.1
130	1.127	1.120	1.132	1.107	1.207	1.212	1.204	1.216	120-130	8.089	2688	98.4,98.4
140	1.913	1.913	1.914	1.897	1.929	1.935	1.929	1.936	130-140	12.13	2700	98.8,98.8
150	2.205	2.205	2.206	2.192	2.236	2.242	2.237	2.238	140-150	13.11	2714	99.3,99.3
160	2.346	2.347	2.347	2.338	2.353	2.358	2.353	2.350	150-160	10.61	2724	99.7,99.7
170	2.357	2.361	2.362	2.356	2.370	2.374	2.371	2.363	160-170	6.715	2731	99.9,99.9
180	2.023	2.034	2.042	2.038	2.023	2.035	2.042	2.039	170-180	2.164	2733	100,100
DEG	LUMINOUS INTENSITY:×10cd									UNIT:lm		

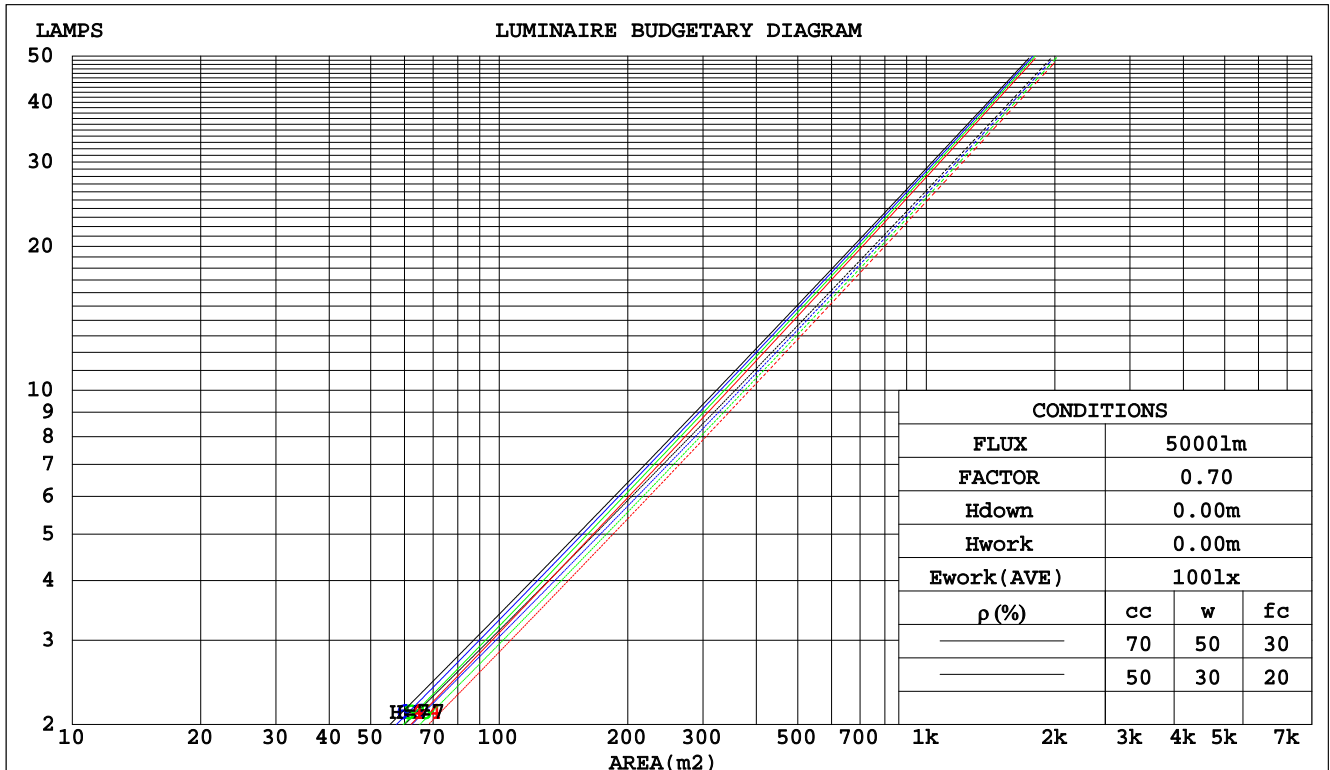
C Range: 0 - 360DEG
C Interval: 15.0DEG
Test Speed: HIGH
Temperature:25.3DEG
Operators:ZhangXiao
Test Date:2016-09-08

γ Range: 0 - 180DEG
 γ Interval: 1.0DEG
 γ Test System:EVERFINE GO-2000B_V1 SYSTEM V2.0.265
Humidity:65.0%
Test Distance:6.590m [K=1.0000]
Remarks:

CU AND LUMINAIRE BUDGETARY ESTIMATE DIAGRAM

Test:U:226.5V I:0.1260A P:27.40W PF:0.9610 Lamp Flux:2733.06x1 lm		
NAME:	TYPE:	WEIGHT:
DIM.:	SPEC.:	SERIAL No.:
MFR.: Rayconn	SUR.:	PROTECTION ANGLE:

pcc	80%			70%			50%			30%			10%			0
pw	50%	30%	10%	50%	30%	10%	50%	30%	10%	50%	30%	10%	50%	30%	10%	0
pfc	20%			20%			20%			20%			20%			0
RCR	RCR:Room Cavity Ratio						Coefficients of Utilization(CU)									
0.0	1.18	1.18	1.18	1.15	1.15	1.15	1.10	1.10	1.10	1.04	1.04	1.04	.00	.00	.00	.97
1.0	1.12	1.10	1.09	1.10	1.08	1.07	1.05	1.04	1.03	1.01	1.00	.99	.98	.97	.96	.94
2.0	1.07	1.04	1.02	1.05	1.03	1.00	1.02	.00	.98	.98	.97	.95	.95	.94	.93	.91
3.0	1.03	.99	.96	1.01	.98	.95	.98	.96	.94	.96	.94	.92	.93	.92	.90	.89
4.0	.99	.95	.92	.98	.94	.92	.95	.93	.90	.93	.91	.89	.91	.89	.88	.86
5.0	.96	.92	.89	.95	.91	.88	.93	.90	.87	.91	.88	.86	.89	.87	.85	.84
6.0	.93	.89	.86	.92	.88	.86	.90	.87	.85	.89	.86	.84	.88	.85	.83	.82
7.0	.90	.86	.83	.89	.86	.83	.88	.85	.83	.87	.84	.82	.86	.83	.81	.80
8.0	.88	.84	.81	.87	.84	.81	.86	.83	.81	.85	.82	.80	.84	.82	.80	.79
9.0	.86	.82	.79	.85	.81	.79	.84	.81	.79	.83	.80	.78	.82	.80	.78	.77
10.0	.84	.80	.77	.83	.80	.77	.82	.79	.77	.82	.79	.77	.81	.78	.76	.76



C Range: 0 - 360DEG
C Interval: 15.0DEG
Test Speed: HIGH
Temperature:25.3DEG
Operators:ZhangXiao
Test Date:2016-09-08

γ Range: 0 - 180DEG
γ Interval: 1.0DEG
Test System:EVERFINE GO-2000B_V1 SYSTEM V2.0.265
Humidity:65.0%
Test Distance:6.590m [K=1.0000]
Remarks:

WEC AND CCEC

Test:U:226.5V I:0.1260A P:27.40W PF:0.9610 Lamp Flux:2733.06x1 lm									
NAME:				TYPE:			WEIGHT:		
DIM.:				SPEC.:			SERIAL No.:		
MFR.: Rayconn				SUR.:			PROTECTION ANGLE:		

pcc	80%			70%			50%			30%			10%			0
pw	50%	30%	10%	50%	30%	10%	50%	30%	10%	50%	30%	10%	50%	30%	10%	0
pfc	20%			20%			20%			20%			20%			0
RCR	RCR:Room Cavity Ratio						Wall Exitance Coefficients(WEC)									
0.0																
1.0	.138	.078	.025	.131	.074	.024	.117	.067	.021	.104	.060	.019	.092	.053	.017	
2.0	.126	.069	.021	.120	.066	.020	.108	.060	.019	.098	.055	.017	.088	.050	.016	
3.0	.116	.062	.019	.111	.059	.018	.101	.055	.017	.092	.050	.015	.084	.046	.014	
4.0	.108	.056	.016	.103	.054	.016	.095	.050	.015	.087	.047	.014	.080	.044	.013	
5.0	.101	.051	.015	.097	.050	.015	.090	.047	.014	.083	.044	.013	.077	.041	.012	
6.0	.095	.047	.014	.091	.046	.013	.085	.044	.013	.079	.041	.012	.074	.039	.012	
7.0	.089	.044	.013	.086	.043	.012	.081	.041	.012	.076	.039	.011	.071	.037	.011	
8.0	.085	.041	.012	.082	.040	.011	.077	.039	.011	.073	.037	.011	.068	.035	.010	
9.0	.080	.039	.011	.078	.038	.011	.074	.037	.010	.070	.035	.010	.066	.033	.010	
10.0	.077	.037	.010	.075	.036	.010	.071	.035	.010	.067	.033	.009	.064	.032	.009	

pcc	80%			70%			50%			30%			10%			0
ρw	50%	30%	10%	50%	30%	10%	50%	30%	10%	50%	30%	10%	50%	30%	10%	0
ρfc	20%			20%			20%			20%			20%			0
RCR	RCR:Room Cavity Ratio			Ceiling Cavity Exitance Coefficients(CCEC)												
0.0	.210	.210	.210	.180	.180	.180	.123	.123	.123	.071	.071	.071	.023	.023	.023	
1.0	.189	.178	.168	.161	.153	.145	.110	.105	.100	.064	.061	.058	.020	.020	.019	
2.0	.170	.153	.138	.146	.132	.120	.100	.091	.083	.058	.053	.049	.019	.017	.016	
3.0	.155	.134	.116	.133	.115	.101	.091	.080	.071	.053	.047	.042	.017	.015	.014	
4.0	.142	.118	.100	.122	.102	.087	.084	.071	.061	.049	.042	.036	.016	.014	.012	
5.0	.132	.106	.087	.113	.092	.076	.078	.064	.053	.045	.038	.032	.015	.012	.010	
6.0	.123	.096	.077	.105	.083	.067	.073	.058	.047	.042	.034	.028	.014	.011	.009	
7.0	.115	.088	.069	.099	.076	.060	.068	.053	.042	.040	.031	.025	.013	.010	.008	
8.0	.108	.081	.062	.093	.070	.054	.064	.049	.039	.037	.029	.023	.012	.010	.008	
9.0	.102	.075	.057	.088	.065	.050	.061	.046	.035	.036	.027	.021	.012	.009	.007	
10.0	.097	.070	.053	.084	.061	.046	.058	.043	.033	.034	.025	.019	.011	.008	.006	

C Range: 0 - 360DEG
C Interval: 15.0DEG
Test Speed: HIGH
Temperature:25.3DEG
Operators:ZhangXiao
Test Date:2016-09-08

γ Range: 0 - 180DEG
γ Interval: 1.0DEG
Test System:EVERFINE GO-2000B_V1 SYSTEM V2.0.265
Humidity:65.0%
Test Distance:6.590m [K=1.0000]
Remarks:

Uncorrected UGR Table

Test:U:226.5V I:0.1260A P:27.40W PF:0.9610 Lamp Flux:2733.06x1 lm											
NAME:					TYPE:			WEIGHT:			
DIM.:					SPEC.:			SERIAL No.:			
MFR.: Rayconn					SUR.:			PROTECTION ANGLE:			
ceiling/cavity	0.7	0.7	0.5	0.5	0.3	0.7	0.7	0.5	0.5	0.3	
walls	0.5	0.3	0.5	0.3	0.3	0.5	0.3	0.5	0.3	0.3	
working plane	0.2	0.2	0.2	0.2	0.2	0.2	0.2	0.2	0.2	0.2	
Room dimensions		Viewed crosswise					Viewed endwise				
x = 2H y = 2H	6.1	6.7	6.4	6.9	7.1	6.2	6.8	6.4	7.0	7.1	
	3H	7.4	7.9	7.7	8.2	8.4	7.4	8.0	7.7	8.2	8.4
	4H	8.3	8.9	8.6	9.1	9.4	8.3	8.8	8.6	9.1	9.3
	6H	9.6	10.1	9.9	10.4	10.7	9.5	10.0	9.8	10.3	10.6
	8H	10.4	10.9	10.7	11.2	11.5	10.2	10.7	10.6	11.0	11.3
	12H	11.3	11.8	11.7	12.1	12.4	11.1	11.6	11.5	11.9	12.2
4H	2H	6.4	6.9	6.7	7.2	7.4	6.4	7.0	6.7	7.2	7.5
	3H	8.1	8.5	8.4	8.8	9.1	8.1	8.5	8.4	8.8	9.2
	4H	9.2	9.7	9.6	10.0	10.4	9.2	9.6	9.6	10.0	10.3
	6H	10.8	11.2	11.2	11.6	11.9	10.7	11.1	11.1	11.5	11.9
	8H	11.7	12.1	12.1	12.5	12.9	11.6	12.0	12.0	12.3	12.8
	12H	12.8	13.1	13.2	13.5	14.0	12.6	13.0	13.1	13.4	13.8
8H	4H	9.8	10.1	10.2	10.5	10.9	9.7	10.1	10.1	10.5	10.9
	6H	11.6	11.9	12.1	12.3	12.8	11.5	11.8	12.0	12.2	12.7
	8H	12.7	13.0	13.2	13.4	13.9	12.6	12.9	13.1	13.3	13.8
	12H	14.0	14.2	14.5	14.7	15.2	13.8	14.1	14.4	14.6	15.1
12H	4H	9.9	10.2	10.3	10.6	11.1	9.8	10.2	10.3	10.6	11.0
	6H	11.8	12.1	12.3	12.6	13.1	11.8	12.0	12.2	12.5	13.0
	8H	13.0	13.3	13.6	13.8	14.3	12.9	13.2	13.5	13.7	14.2
Variations with the observer position at spacings:											
S = 1.0H	+ 0.2 / - 0.3					+ 0.2 / - 0.3					
1.5H	+ 0.3 / - 0.2					+ 0.4 / - 0.2					
2.0H	+ 0.2 / - 0.2					+ 0.2 / - 0.2					

CIE Pub.117 Corrected 2733 lm Total Lamp Luminous Flux.(8log(F/F0) = 3.5)

C Range: 0 - 360DEG
C Interval: 15.0DEG
Test Speed: HIGH
Temperature:25.3DEG
Operators:ZhangXiao
Test Date:2016-09-08

γ Range: 0 - 180DEG
γ Interval: 1.0DEG
Test System:EVERFINE GO-2000B_V1 SYSTEM V2.0.265
Humidity:65.0%
Test Distance:6.590m [K=1.0000]
Remarks:

UTILIZATION FACTORS TABLE

Test:U:226.5V I:0.1260A P:27.40W PF:0.9610 Lamp Flux:2733.06x1 lm		
NAME:	TYPE:	WEIGHT:
DIM.:	SPEC.:	SERIAL No.:
MFR.: Rayconn	SUR.:	PROTECTION ANGLE:

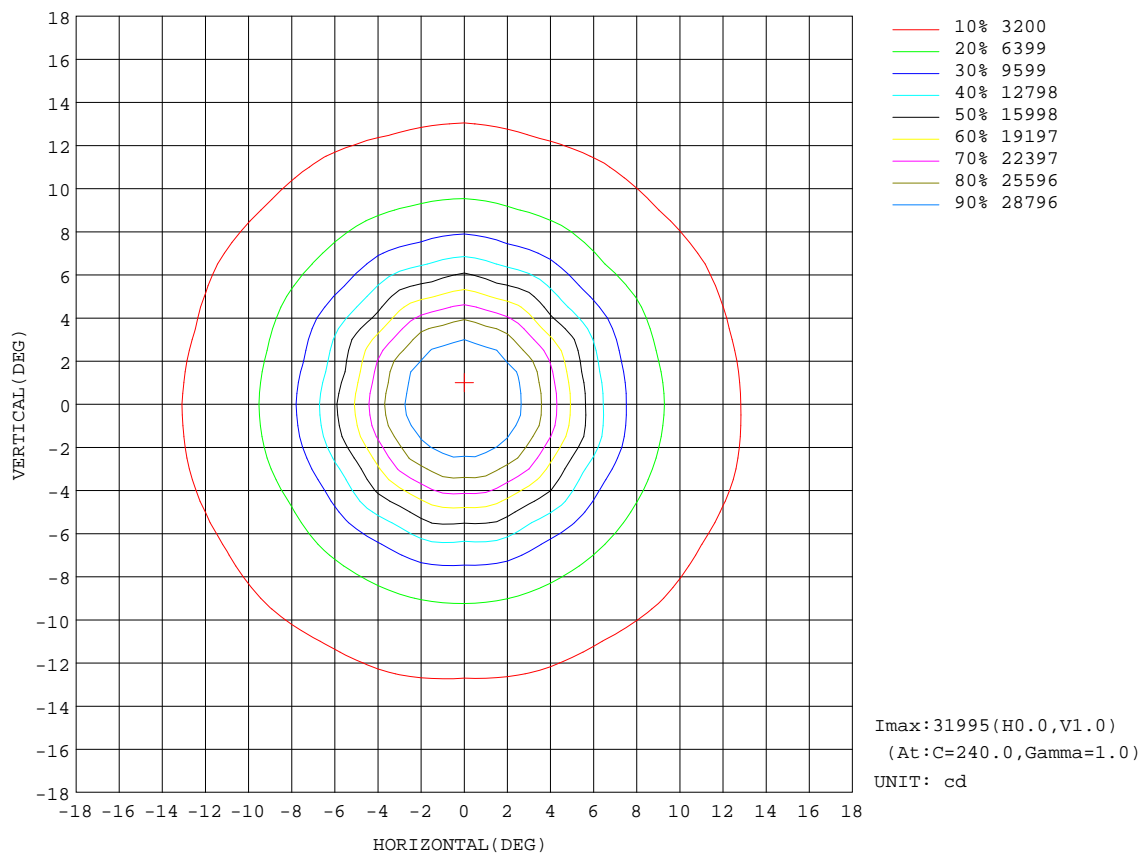
REFLECTANCE										
Ceiling	0.8	0.8	0.8	0.7	0.7	0.7	0.5	0.5	0.5	0
Walls	0.7	0.5	0.3	0.7	0.5	0.3	0.7	0.5	0.3	0
Working plane	0.2	0.2	0.2	0.2	0.2	0.2	0.2	0.2	0.2	0
ROOM INDEX	UTILIZATION FACTORS(PERCENT) $k(RI) \times RCR = 5$									
$k = 0.60$	89	83	79	88	83	79	87	82	79	75
0.80	96	90	87	95	90	87	94	89	86	82
1.00	100	94	91	99	94	90	97	93	90	86
1.25	103	98	95	102	98	94	100	96	93	89
1.50	106	101	98	104	100	97	102	99	96	91
2.00	108	104	101	107	103	100	104	101	98	93
2.50	110	106	103	108	105	102	105	102	100	93
3.00	111	108	105	109	106	104	106	103	101	94
4.00	113	111	108	111	109	107	107	105	104	96
5.00	115	112	111	112	110	109	108	106	105	97
ROOM INDEX	UF(total)									Direct
According to DIN EN 13032-2 2004			Suspended					SHRNOM = 1.25		

C Range: 0 - 360DEG
C Interval: 15.0DEG
Test Speed: HIGH
Temperature:25.3DEG
Operators:ZhangXiao
Test Date:2016-09-08

γ Range: 0 - 180DEG
 γ Interval: 1.0DEG
 γ Test System:EVERFINE GO-2000B_V1 SYSTEM V2.0.265
Humidity:65.0%
Test Distance:6.590m [K=1.0000]
Remarks:

ISOCANDELA DIAGRAM

Test:U:226.5V I:0.1260A P:27.40W PF:0.9610 Lamp Flux:2733.06x1 lm		
NAME:	TYPE:	WEIGHT:
DIM.:	SPEC.:	SERIAL No.:
MFR.: Rayconn	SUR.:	PROTECTION ANGLE:

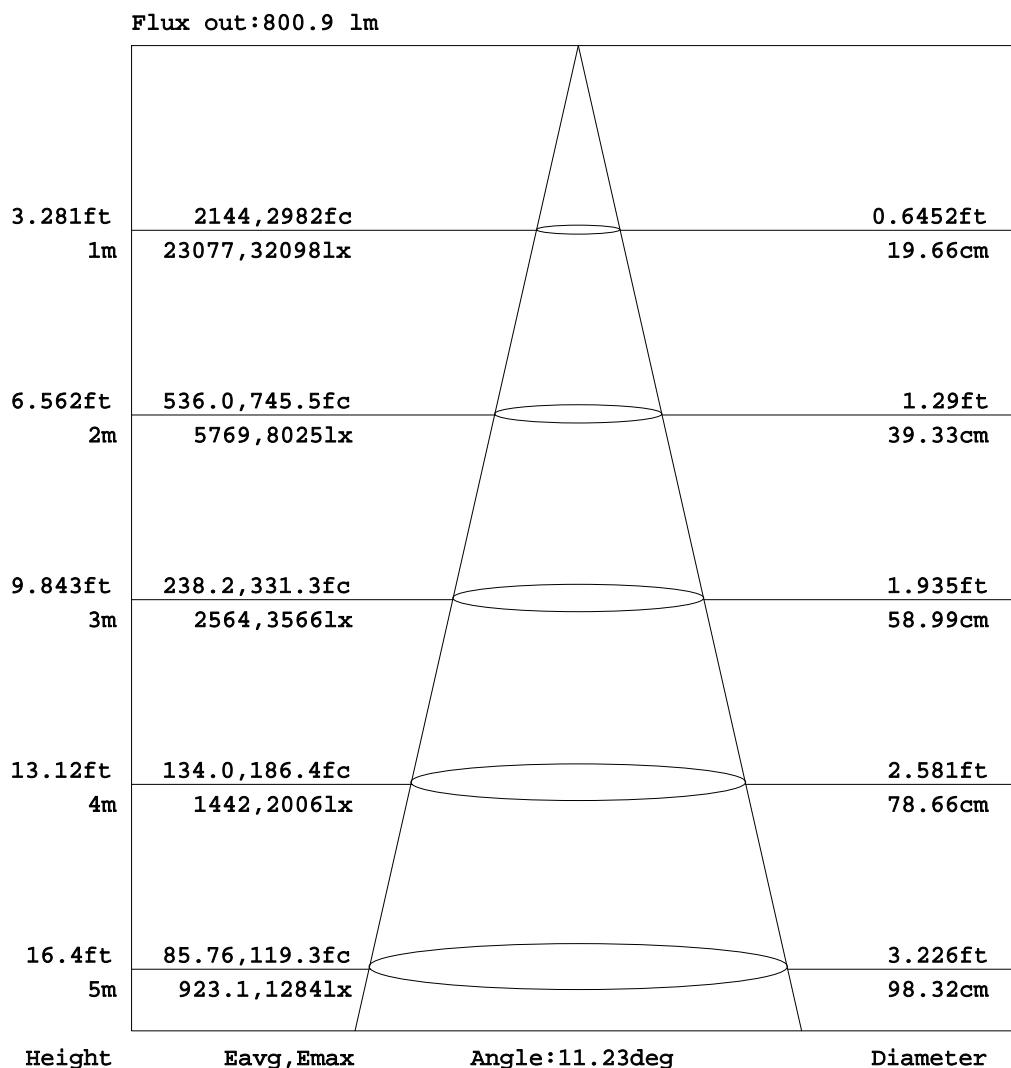


C Range: 0 - 360DEG
C Interval: 15.0DEG
Test Speed: HIGH
Temperature:25.3DEG
Operators:ZhangXiao
Test Date:2016-09-08

γ Range: 0 - 180DEG
γ Interval: 1.0DEG
Test System:EVERFINE GO-2000B_V1 SYSTEM V2.0.265
Humidity:65.0%
Test Distance:6.590m [K=1.0000]
Remarks:

AAI Figure

Test:U:226.5V I:0.1260A P:27.40W PF:0.9610 Lamp Flux:2733.06x1 lm		
NAME:	TYPE:	WEIGHT:
DIM.:	SPEC.:	SERIAL No.:
MFR.: Rayconn	SUR.:	PROTECTION ANGLE:



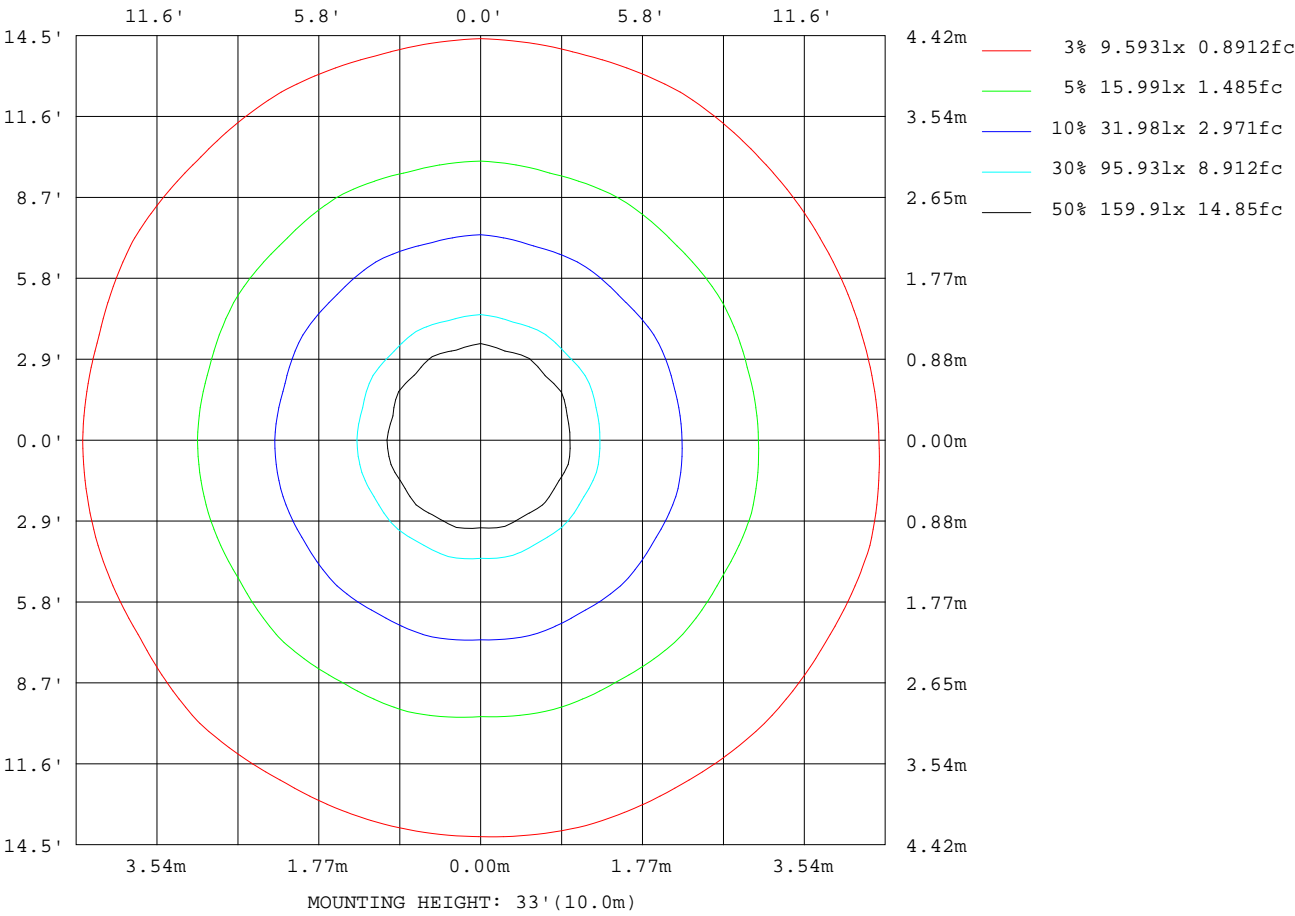
Note:The Curves indicate the illuminated area and the average illumination when the luminaire is at different distance.

C Range: 0 - 360DEG
C Interval: 15.0DEG
Test Speed: HIGH
Temperature:25.3DEG
Operators:ZhangXiao
Test Date:2016-09-08

γ Range: 0 - 180DEG
γ Interval: 1.0DEG
Test System:EVERFINE GO-2000B_V1 SYSTEM V2.0.265
Humidity:65.0%
Test Distance:6.590m [K=1.0000]
Remarks:

ISOLUX DIAGRAM

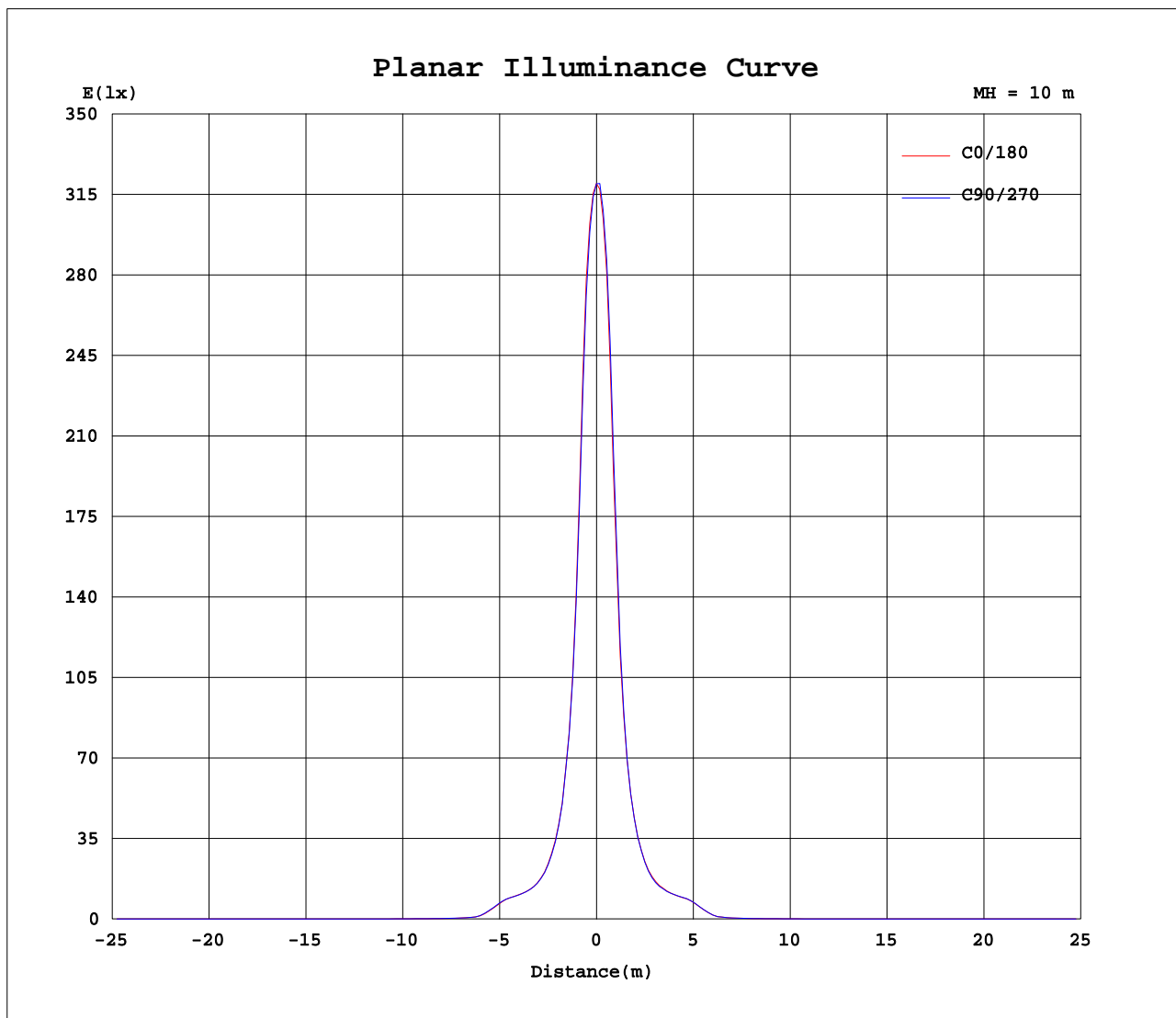
Test:U:226.5V I:0.1260A P:27.40W PF:0.9610 Lamp Flux:2733.06x1 lm		
NAME:	TYPE:	WEIGHT:
DIM.:	SPEC.:	SERIAL No.:
MFR.: Rayconn	SUR.:	PROTECTION ANGLE:



C Range: 0 - 360DEG
C Interval: 15.0DEG
Test Speed: HIGH
Temperature: 25.3DEG
Operators: ZhangXiao
Test Date: 2016-09-08

γ Range: 0 - 180DEG
γ Interval: 1.0DEG
Test System: EVERFINE GO-2000B_V1 SYSTEM V2.0.265
Humidity: 65.0%
Test Distance: 6.590m [K=1.0000]
Remarks:

Planar Illuminance Curve



C Range: 0 - 360DEG
C Interval: 15.0DEG
Test Speed: HIGH
Temperature: 25.3DEG
Operators: ZhangXiao
Test Date: 2016-09-08

γ Range: 0 - 180DEG
 γ Interval: 1.0DEG
Test System: EVERFINE GO-2000B_V1 SYSTEM V2.0.265
Humidity: 65.0%
Test Distance: 6.590m [K=1.0000]
Remarks:

LUMINOUS DISTRIBUTION INTENSITY DATA

Test:U:226.5V I:0.1260A P:27.40W PF:0.9610 Lamp Flux:2733.06x1 lm																			
NAME:										TYPE:					WEIGHT:				
DIM.:										SPEC.:					SERIAL No.:				
MFR.: Rayconn										SUR.:					PROTECTION ANGLE:				

Table--1

UNIT: ×10cd

C(DEG) γ (DEG)	0	15	30	45	60	75	90	105	120	135	150	165	180	195	210	225	240	255	270
0	3198	3198	3198	3198	3198	3198	3198	3198	3198	3198	3198	3198	3198	3198	3198	3198	3198	3198	3198
5	1880	1895	1830	1860	1806	1847	1819	1867	1845	1890	1873	1931	1957	1926	2020	1987	2062	1996	2055
10	530	537	520	533	520	535	525	540	533	553	548	564	571	576	585	587	586	579	571
15	228	234	227	232	225	229	224	233	230	235	231	235	237	232	238	232	239	229	232
20	144	146	144	146	144	144	143	145	143	145	143	145	146	145	146	144	146	143	145
25	115	119	116	118	117	118	116	116	116	118	116	117	118	117	119	118	119	117	119
30	36.4	38.8	36.4	40.3	38.8	41.2	38.4	41.3	39.4	42.1	39.0	42.3	43.2	42.3	45.8	43.0	44.2	41.3	43.6
35	8.19	8.21	8.06	8.27	8.13	8.42	8.21	8.37	8.20	8.38	8.21	8.59	8.66	8.83	9.05	8.61	8.89	8.62	8.78
40	4.34	4.39	4.49	4.63	4.60	4.63	4.55	4.51	4.52	4.49	4.47	4.53	4.57	4.78	4.78	4.57	4.58	4.59	4.63
45	2.61	2.64	2.53	2.54	2.47	2.52	2.42	2.47	2.49	2.54	2.60	2.76	2.82	2.84	2.86	2.66	2.72	2.68	2.76
50	1.38	1.37	1.32	1.32	1.32	1.32	1.31	1.32	1.38	1.36	1.37	1.40	1.38	1.36	1.35	1.34	1.37	1.38	1.39
55	1.10	1.09	1.07	1.07	1.08	1.07	1.06	1.07	1.11	1.10	1.12	1.13	1.09	1.08	1.06	1.05	1.06	1.06	1.06
60	1.02	1.01	1.01	1.01	1.02	1.01	1.01	1.00	1.04	1.03	1.04	1.04	1.00	1.00	0.97	0.97	0.97	0.97	0.97
65	1.01	1.01	1.00	1.01	1.01	1.00	1.01	1.00	1.03	1.02	1.03	1.03	0.98	0.98	0.97	0.97	0.96	0.97	0.96
70	0.97	0.97	0.96	0.96	0.96	0.95	0.96	0.96	0.97	0.97	0.98	0.98	0.94	0.94	0.94	0.94	0.94	0.94	0.94
75	0.90	0.89	0.88	0.88	0.87	0.87	0.87	0.87	0.88	0.88	0.89	0.89	0.86	0.86	0.86	0.86	0.86	0.86	0.86
80	0.86	0.84	0.83	0.83	0.82	0.82	0.82	0.83	0.84	0.84	0.84	0.83	0.81	0.81	0.81	0.81	0.81	0.81	0.81
85	0.79	0.76	0.74	0.74	0.74	0.74	0.74	0.75	0.76	0.76	0.76	0.75	0.79	0.78	0.77	0.77	0.77	0.77	0.76
90	0.62	0.59	0.57	0.56	0.56	0.56	0.56	0.57	0.57	0.57	0.57	0.56	0.71	0.68	0.67	0.67	0.68	0.67	0.67
95	0.46	0.44	0.42	0.42	0.42	0.42	0.42	0.42	0.43	0.42	0.42	0.42	0.71	0.69	0.67	0.67	0.67	0.67	0.67
100	0.37	0.36	0.35	0.35	0.35	0.35	0.35	0.35	0.36	0.35	0.35	0.35	0.69	0.69	0.68	0.68	0.68	0.68	0.68
105	0.43	0.43	0.43	0.43	0.43	0.43	0.43	0.42	0.44	0.42	0.43	0.42	0.69	0.69	0.69	0.69	0.69	0.69	0.69
110	0.55	0.55	0.55	0.55	0.55	0.55	0.55	0.55	0.55	0.55	0.55	0.54	0.71	0.72	0.71	0.72	0.71	0.72	0.71
115	0.61	0.61	0.61	0.61	0.61	0.61	0.61	0.61	0.61	0.61	0.61	0.61	0.75	0.76	0.76	0.76	0.75	0.76	0.76
120	0.68	0.67	0.68	0.67	0.68	0.68	0.68	0.67	0.68	0.67	0.68	0.67	0.82	0.82	0.82	0.82	0.82	0.82	0.82
125	0.82	0.81	0.81	0.81	0.82	0.81	0.82	0.80	0.81	0.80	0.81	0.80	0.94	0.95	0.94	0.95	0.94	0.95	0.95
130	1.13	1.12	1.13	1.12	1.14	1.12	1.13	1.11	1.13	1.11	1.12	1.10	1.21	1.22	1.20	1.21	1.20	1.21	1.20
135	1.59	1.58	1.59	1.58	1.60	1.58	1.59	1.57	1.59	1.57	1.58	1.56	1.61	1.62	1.60	1.61	1.60	1.61	1.60
140	1.91	1.91	1.92	1.91	1.92	1.91	1.91	1.90	1.91	1.90	1.91	1.89	1.93	1.94	1.93	1.93	1.93	1.93	1.93
145	2.09	2.09	2.09	2.09	2.09	2.08	2.09	2.08	2.09	2.08	2.09	2.07	2.12	2.13	2.12	2.12	2.12	2.12	2.12
150	2.20	2.21	2.21	2.21	2.21	2.20	2.21	2.20	2.21	2.19	2.20	2.19	2.24	2.25	2.24	2.24	2.24	2.24	2.24
155	2.29	2.29	2.29	2.29	2.29	2.29	2.29	2.28	2.29	2.28	2.29	2.28	2.31	2.32	2.31	2.32	2.31	2.31	2.31
160	2.35	2.35	2.35	2.35	2.35	2.34	2.35	2.34	2.35	2.34	2.35	2.34	2.35	2.36	2.35	2.36	2.35	2.35	2.35
165	2.38	2.38	2.38	2.38	2.38	2.37	2.38	2.37	2.38	2.37	2.38	2.37	2.38	2.38	2.38	2.38	2.38	2.38	2.38
170	2.36	2.36	2.36	2.36	2.36	2.36	2.36	2.36	2.36	2.36	2.36	2.36	2.37	2.38	2.37	2.37	2.37	2.37	2.37
175	2.18	2.18	2.17	2.18	2.18	2.18	2.18	2.18	2.19	2.19	2.20	2.19	2.23	2.24	2.24	2.24	2.24	2.24	2.24
180	2.02	2.03	2.03	2.03	2.04	2.04	2.04	2.04	2.05	2.04	2.05	2.04	2.02	2.03	2.03	2.03	2.04	2.04	2.04

C Range: 0 - 360DEG
C Interval: 15.0DEG
Test Speed: HIGH
Temperature:25.3DEG
Operators:ZhangXiao
Test Date:2016-09-08

γ Range: 0 - 180DEG
γ Interval: 1.0DEG
Test System:EVERFINE GO-2000B_V1 SYSTEM V2.0.265
Humidity:65.0%
Test Distance:6.590m [K=1.0000]
Remarks:

LUMINOUS DISTRIBUTION INTENSITY DATA

Test:U:226.5V I:0.1260A P:27.40W PF:0.9610 Lamp Flux:2733.06x1 lm		
NAME:	TYPE:	WEIGHT:
DIM.:	SPEC.:	SERIAL No.:
MFR.: Rayconn	SUR.:	PROTECTION ANGLE:

Table--2

UNIT: x10cd

C(DEC) γ (DEC)	285	300	315	330	345														
0	3198	3198	3198	3198	3198														
5	1965	2022	1928	1985	1887														
10	561	556	530	552	526														
15	224	230	224	231	225														
20	143	145	142	144	142														
25	117	119	117	116	115														
30	39.3	42.1	38.6	40.0	36.1														
35	8.44	8.67	8.43	8.72	8.31														
40	4.48	4.52	4.53	4.61	4.45														
45	2.63	2.69	2.61	2.72	2.61														
50	1.35	1.37	1.35	1.34	1.32														
55	1.05	1.08	1.08	1.06	1.05														
60	0.97	0.99	0.99	0.98	0.98														
65	0.96	0.97	0.97	0.97	0.97														
70	0.94	0.94	0.94	0.94	0.94														
75	0.86	0.86	0.86	0.86	0.86														
80	0.81	0.81	0.81	0.81	0.81														
85	0.76	0.76	0.76	0.76	0.76														
90	0.67	0.67	0.67	0.67	0.69														
95	0.67	0.67	0.67	0.67	0.68														
100	0.68	0.68	0.68	0.68	0.68														
105	0.69	0.69	0.69	0.69	0.69														
110	0.72	0.71	0.71	0.71	0.72														
115	0.76	0.76	0.75	0.76	0.76														
120	0.82	0.82	0.82	0.82	0.82														
125	0.95	0.95	0.95	0.95	0.96														
130	1.22	1.21	1.22	1.21	1.22														
135	1.62	1.61	1.62	1.62	1.63														
140	1.93	1.93	1.94	1.94	1.94														
145	2.12	2.12	2.12	2.12	2.12														
150	2.24	2.24	2.24	2.24	2.24														
155	2.31	2.31	2.31	2.32	2.31														
160	2.35	2.35	2.35	2.36	2.35														
165	2.37	2.38	2.37	2.38	2.37														
170	2.37	2.37	2.36	2.37	2.36														
175	2.23	2.24	2.23	2.24	2.23														
180	2.04	2.04	2.04	2.05	2.04														

C Range: 0 - 360DEG
C Interval: 15.0DEG
Test Speed: HIGH
Temperature:25.3DEG
Operators:ZhangXiao
Test Date:2016-09-08

γ Range: 0 - 180DEG
γ Interval: 1.0DEG
γ Test System:EVERFINE GO-2000B_V1 SYSTEM V2.0.265
Humidity:65.0%
Test Distance:6.590m [K=1.0000]
Remarks: