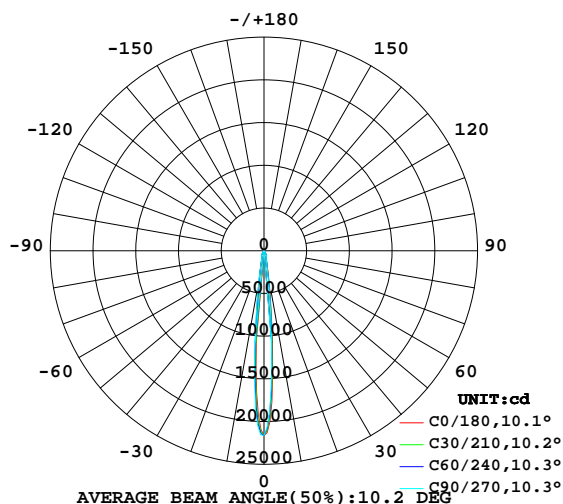


LUMINAIRE PHOTOMETRIC TEST REPORT

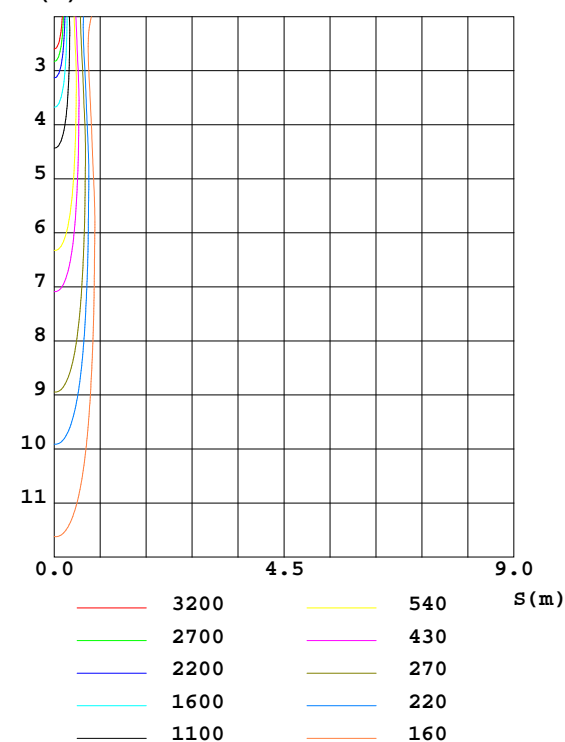
Test:U:226.6V I:0.0890A P:19.30W PF:0.9530 Lamp Flux:1624.57x1 lm		
NAME:	TYPE:	WEIGHT:
DIM.:	SPEC.:	SERIAL No.:
MFR.: Rayconn	SUR.:	PROTECTION ANGLE:

DATA OF LAMP		PHOTOMETRIC DATA Eff: 84.17 lm/W			
MODEL	TL16-20W-930-W-10	Imax(cd)	21605	S/MH(C0/180)	0.19
NOMINAL POWER(W)	20	LOR(%)	100.0	S/MH(C90/270)	0.16
RATED VOLTAGE(V)	226	TOTAL FLUX(lm)	1624.6	η UP,DN(C0-180)	1.2,47.0
NOMINAL FLUX(lm)	1624.57	CIE CLASS	DIRECT	η UP,DN(C180-360)	1.4,50.4
LAMPS INSIDE	1	η up(%)	2.6	CIBSE SHR NOM	0.00
TEST VOLTAGE(V)	226.7	η down(%)	97.4	CIBSE SHR MAX	1.00

LUMINOUS INTENSITY DISTRIBUTION DIAGRAM



C0 PLANE ISOLUX DIAGRAM (UNIT:lx)



C Range: 0 - 360DEG
C Interval: 15.0DEG
Test Speed: HIGH
Temperature:25.3DEG
Operators:ZhangXiao
Test Date:2016-08-01

γ Range: 0 - 180DEG
γ Interval: 1.0DEG
Test System:EVERFINE GO-2000B_V1 SYSTEM V2.0.265
Humidity:65.0%
Test Distance:6.610m [K=1.0000]
Remarks:

ZONAL FLUX DIAGRAM

ZONAL FLUX DIAGRAM:

γ	C0	C45	C90	C135	C180	C225	C270	C315	γ	Φ zone	Φ total	%lum, lamp
10	291.6	284.2	258.3	255.8	264.1	290.0	326.7	304.1	0- 10	791.8	791.8	48.7,48.7
20	77.48	78.70	77.38	76.06	76.36	77.43	78.36	77.52	10- 20	346.4	1138	70.1,70.1
30	58.10	55.85	52.02	54.07	56.86	57.30	58.85	57.53	20- 30	308.1	1446	89,89
40	2.228	2.141	2.044	2.098	1.900	2.185	2.538	2.222	30- 40	106.3	1553	95.6,95.6
50	0.6259	0.6780	0.6783	0.5929	0.5845	0.6619	0.6395	0.5694	40- 50	8.318	1561	96.1,96.1
60	0.6015	0.6454	0.6360	0.6058	0.5908	0.6303	0.6070	0.5775	50- 60	5.371	1566	96.4,96.4
70	0.5372	0.5419	0.5285	0.5203	0.5208	0.5401	0.5612	0.5270	60- 70	6.013	1572	96.8,96.8
80	0.4733	0.4814	0.4750	0.4575	0.4502	0.4615	0.4608	0.4541	70- 80	5.179	1577	97.1,97.1
90	0.3314	0.3376	0.3275	0.3222	0.3896	0.3970	0.4002	0.3896	80- 90	4.745	1582	97.4,97.4
100	0.1993	0.2048	0.2062	0.2012	0.3986	0.3997	0.3990	0.3944	90-100	3.642	1586	97.6,97.6
110	0.3387	0.3406	0.3481	0.3480	0.4317	0.4314	0.4308	0.4289	100-110	3.592	1589	97.8,97.8
120	0.4053	0.4033	0.4109	0.4107	0.4966	0.4962	0.4918	0.4908	110-120	4.149	1594	98.1,98.1
130	0.6376	0.6452	0.6728	0.6628	0.7243	0.7173	0.6977	0.7019	120-130	4.782	1598	98.4,98.4
140	1.119	1.121	1.137	1.130	1.145	1.140	1.126	1.131	130-140	7.146	1605	98.8,98.8
150	1.280	1.278	1.292	1.283	1.308	1.320	1.301	1.311	140-150	7.709	1613	99.3,99.3
160	1.358	1.358	1.365	1.360	1.369	1.367	1.366	1.366	150-160	6.159	1619	99.7,99.7
170	1.409	1.404	1.405	1.404	1.411	1.411	1.412	1.413	160-170	3.946	1623	99.9,99.9
180	1.187	1.186	1.195	1.204	1.186	1.186	1.195	1.204	170-180	1.291	1625	100,100
DEG	LUMINOUS INTENSITY:×10cd									UNIT:lm		

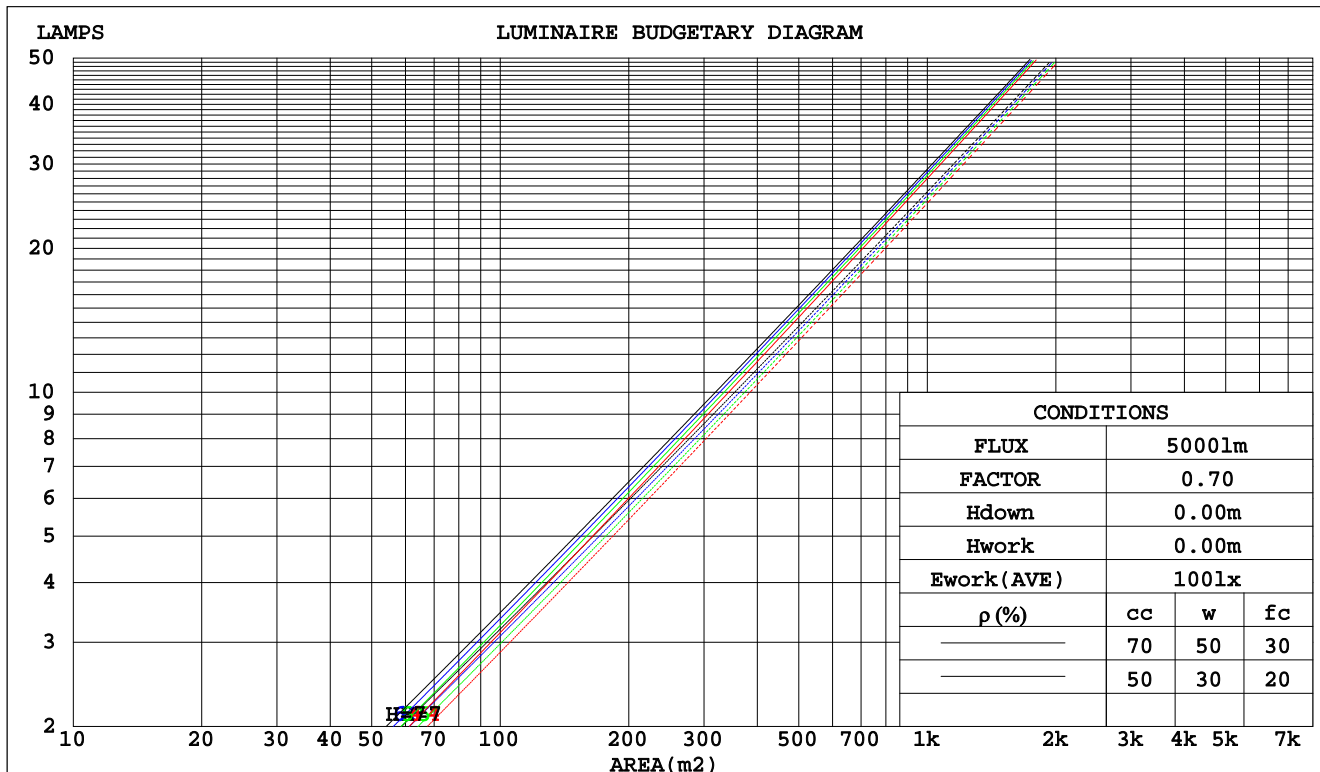
C Range: 0 - 360DEG
C Interval: 15.0DEG
Test Speed: HIGH
Temperature:25.3DEG
Operators:ZhangXiao
Test Date:2016-08-01

γ Range: 0 - 180DEG
γ Interval: 1.0DEG
Test System:EVERFINE GO-2000B_V1 SYSTEM V2.0.265
Humidity:65.0%
Test Distance:6.610m [K=1.0000]
Remarks:

CU AND LUMINAIRE BUDGETARY ESTIMATE DIAGRAM

Test:U:226.6V I:0.0890A P:19.30W PF:0.9530 Lamp Flux:1624.57x1 lm		
NAME:	TYPE:	WEIGHT:
DIM.:	SPEC.:	SERIAL No.:
MFR.: Rayconn	SUR.:	PROTECTION ANGLE:

pcc	80%			70%			50%			30%			10%			0
pw	50%	30%	10%	50%	30%	10%	50%	30%	10%	50%	30%	10%	50%	30%	10%	0
pfc	20%			20%			20%			20%			20%			0
RCR	Coefficients of Utilization(CU)															
0.0	1.18	1.18	1.18	1.15	1.15	1.15	1.10	1.10	1.10	1.04	1.04	1.04	.00	.00	.00	.97
1.0	1.12	1.10	1.08	1.10	1.08	1.06	1.05	1.04	1.03	1.01	1.00	.99	.97	.97	.96	.94
2.0	1.07	1.04	1.01	1.05	1.02	.00	1.01	.99	.97	.98	.96	.95	.95	.94	.93	.91
3.0	1.02	.99	.96	1.01	.97	.95	.98	.95	.93	.95	.93	.91	.93	.91	.90	.88
4.0	.98	.94	.91	.97	.93	.91	.95	.92	.89	.93	.90	.88	.91	.88	.87	.85
5.0	.95	.91	.88	.94	.90	.87	.92	.89	.86	.90	.87	.85	.88	.86	.84	.83
6.0	.92	.87	.85	.91	.87	.84	.89	.86	.83	.88	.85	.83	.86	.84	.82	.81
7.0	.89	.85	.82	.88	.84	.82	.87	.83	.81	.86	.83	.80	.84	.82	.80	.79
8.0	.86	.82	.80	.86	.82	.79	.85	.81	.79	.84	.81	.78	.83	.80	.78	.77
9.0	.84	.80	.77	.84	.80	.77	.83	.79	.77	.82	.79	.77	.81	.78	.76	.75
10.0	.82	.78	.76	.82	.78	.75	.81	.77	.75	.80	.77	.75	.79	.76	.75	.74



C Range: 0 - 360DEG
C Interval: 15.0DEG
Test Speed: HIGH
Temperature:25.3DEG
Operators:ZhangXiao
Test Date:2016-08-01

γ Range: 0 - 180DEG
γ Interval: 1.0DEG
Test System:EVERFINE GO-2000B_V1 SYSTEM V2.0.265
Humidity:65.0%
Test Distance:6.610m [K=1.0000]
Remarks:

WEC AND CCEC

Test:U:226.6V I:0.0890A P:19.30W PF:0.9530 Lamp Flux:1624.57x1 lm								
NAME:			TYPE:			WEIGHT:		
DIM.:			SPEC.:			SERIAL No.:		
MFR.: Rayconn			SUR.:			PROTECTION ANGLE:		

pcc	80%			70%			50%			30%			10%			0
pw	50%	30%	10%	50%	30%	10%	50%	30%	10%	50%	30%	10%	50%	30%	10%	0
pfc	20%			20%			20%			20%			20%			0
RCR	RCR:Room Cavity Ratio						Wall Exitance Coefficients(WEC)									
0.0																
1.0	.141	.080	.025	.134	.076	.024	.120	.069	.022	.107	.062	.020	.095	.055	.018	
2.0	.130	.071	.022	.123	.068	.021	.112	.062	.019	.101	.057	.018	.091	.052	.016	
3.0	.120	.064	.019	.115	.061	.018	.105	.057	.017	.096	.052	.016	.087	.048	.015	
4.0	.112	.058	.017	.107	.056	.017	.099	.052	.016	.091	.049	.015	.084	.046	.014	
5.0	.105	.053	.015	.101	.052	.015	.093	.049	.014	.087	.046	.014	.080	.043	.013	
6.0	.098	.049	.014	.095	.048	.014	.089	.045	.013	.083	.043	.013	.077	.041	.012	
7.0	.093	.046	.013	.090	.045	.013	.084	.043	.012	.079	.041	.012	.074	.039	.011	
8.0	.088	.043	.012	.086	.042	.012	.081	.040	.011	.076	.038	.011	.072	.037	.011	
9.0	.084	.041	.011	.081	.040	.011	.077	.038	.011	.073	.037	.010	.069	.035	.010	
10.0	.080	.038	.011	.078	.038	.010	.074	.036	.010	.070	.035	.010	.067	.034	.010	

pcc	80%			70%			50%			30%			10%			0
pw	50%	30%	10%	50%	30%	10%	50%	30%	10%	50%	30%	10%	50%	30%	10%	0
pfc	20%			20%			20%			20%			20%			0
RCR	RCR:Room Cavity Ratio						Ceiling Cavity Exitance Coefficients(CCEC)									
0.0	.210	.210	.210	.180	.180	.180	.123	.123	.123	.070	.070	.070	.023	.023	.023	
1.0	.189	.178	.168	.161	.153	.144	.110	.105	.100	.064	.061	.058	.020	.020	.019	
2.0	.171	.153	.138	.146	.132	.119	.100	.091	.083	.058	.053	.049	.019	.017	.016	
3.0	.156	.134	.116	.134	.115	.100	.092	.080	.070	.053	.047	.042	.017	.015	.014	
4.0	.143	.118	.099	.123	.102	.086	.085	.071	.061	.049	.042	.036	.016	.014	.012	
5.0	.133	.106	.086	.114	.092	.075	.079	.064	.053	.045	.038	.031	.015	.012	.010	
6.0	.124	.096	.076	.106	.083	.066	.073	.058	.047	.043	.034	.028	.014	.011	.009	
7.0	.116	.088	.068	.100	.076	.059	.069	.053	.042	.040	.031	.025	.013	.010	.008	
8.0	.109	.081	.062	.094	.070	.054	.065	.049	.038	.038	.029	.023	.012	.010	.008	
9.0	.104	.075	.056	.089	.065	.049	.062	.046	.035	.036	.027	.021	.012	.009	.007	
10.0	.098	.071	.052	.085	.061	.046	.059	.043	.032	.034	.026	.019	.011	.008	.006	

C Range: 0 - 360DEG
C Interval: 15.0DEG
Test Speed: HIGH
Temperature:25.3DEG
Operators:ZhangXiao
Test Date:2016-08-01

γ Range: 0 - 180DEG
γ Interval: 1.0DEG
Test System:EVERFINE GO-2000B_V1 SYSTEM V2.0.265
Humidity:65.0%
Test Distance:6.610m [K=1.0000]
Remarks:

Uncorrected UGR Table

Test:U:226.6V I:0.0890A P:19.30W PF:0.9530 Lamp Flux:1624.57x1 lm											
NAME:					TYPE:			WEIGHT:			
DIM.:					SPEC.:			SERIAL No.:			
MFR.: Rayconn					SUR.:			PROTECTION ANGLE:			
ceiling/cavity	0.7	0.7	0.5	0.5	0.3	0.7	0.7	0.5	0.5	0.3	
walls	0.5	0.3	0.5	0.3	0.3	0.5	0.3	0.5	0.3	0.3	
working plane	0.2	0.2	0.2	0.2	0.2	0.2	0.2	0.2	0.2	0.2	
Room dimensions		Viewed crosswise					Viewed endwise				
x = 2H y = 2H	12.0	12.6	12.2	12.8	13.0	10.4	11.0	10.6	11.2	11.4	
	3H	12.1	12.7	12.4	12.9	13.1	10.6	11.2	10.9	11.4	11.7
	4H	12.2	12.8	12.5	13.0	13.3	10.8	11.4	11.1	11.7	11.9
	6H	12.5	13.0	12.8	13.3	13.5	11.3	11.8	11.6	12.1	12.4
	8H	12.7	13.2	13.0	13.5	13.8	11.7	12.2	12.0	12.5	12.8
	12H	13.0	13.5	13.4	13.8	14.1	12.1	12.6	12.5	12.9	13.3
4H	2H	11.8	12.4	12.1	12.7	12.9	10.3	10.9	10.6	11.1	11.4
	3H	12.0	12.5	12.4	12.8	13.1	10.7	11.1	11.0	11.5	11.8
	4H	12.2	12.7	12.6	13.0	13.4	11.1	11.5	11.4	11.9	12.2
	6H	12.7	13.1	13.1	13.5	13.9	11.8	12.2	12.2	12.6	13.0
	8H	13.1	13.4	13.5	13.8	14.3	12.4	12.7	12.8	13.1	13.5
	12H	13.6	14.0	14.1	14.4	14.8	13.1	13.4	13.5	13.9	14.3
8H	4H	12.3	12.7	12.7	13.1	13.5	11.2	11.6	11.6	12.0	12.4
	6H	13.0	13.3	13.4	13.7	14.2	12.2	12.6	12.7	13.0	13.5
	8H	13.5	13.8	14.0	14.3	14.8	13.0	13.3	13.5	13.8	14.3
	12H	14.3	14.6	14.8	15.0	15.6	14.1	14.3	14.6	14.8	15.3
12H	4H	12.3	12.6	12.7	13.1	13.5	11.2	11.6	11.7	12.0	12.4
	6H	13.1	13.3	13.5	13.8	14.3	12.4	12.7	12.9	13.1	13.6
	8H	13.7	14.0	14.2	14.4	15.0	13.3	13.5	13.8	14.0	14.5
Variations with the observer position at spacings:											
S = 1.0H	+ 0.5 / - 0.3					+ 0.3 / - 0.3					
1.5H	+ 1.1 / - 0.2					+ 0.6 / - 0.2					
2.0H	+ 0.3 / - 0.3					+ 0.4 / - 0.4					

CIE Pub.117 Corrected 1625 lm Total Lamp Luminous Flux.(8log(F/F0) = 1.7)

C Range: 0 - 360DEG
C Interval: 15.0DEG
Test Speed: HIGH
Temperature:25.3DEG
Operators:ZhangXiao
Test Date:2016-08-01

γ Range: 0 - 180DEG
γ Interval: 1.0DEG
Test System:EVERFINE GO-2000B_V1 SYSTEM V2.0.265
Humidity:65.0%
Test Distance:6.610m [K=1.0000]
Remarks:

UTILIZATION FACTORS TABLE

Test:U:226.6V I:0.0890A P:19.30W PF:0.9530 Lamp Flux:1624.57x1 lm		
NAME:	TYPE:	WEIGHT:
DIM.:	SPEC.:	SERIAL No.:
MFR.: Rayconn	SUR.:	PROTECTION ANGLE:

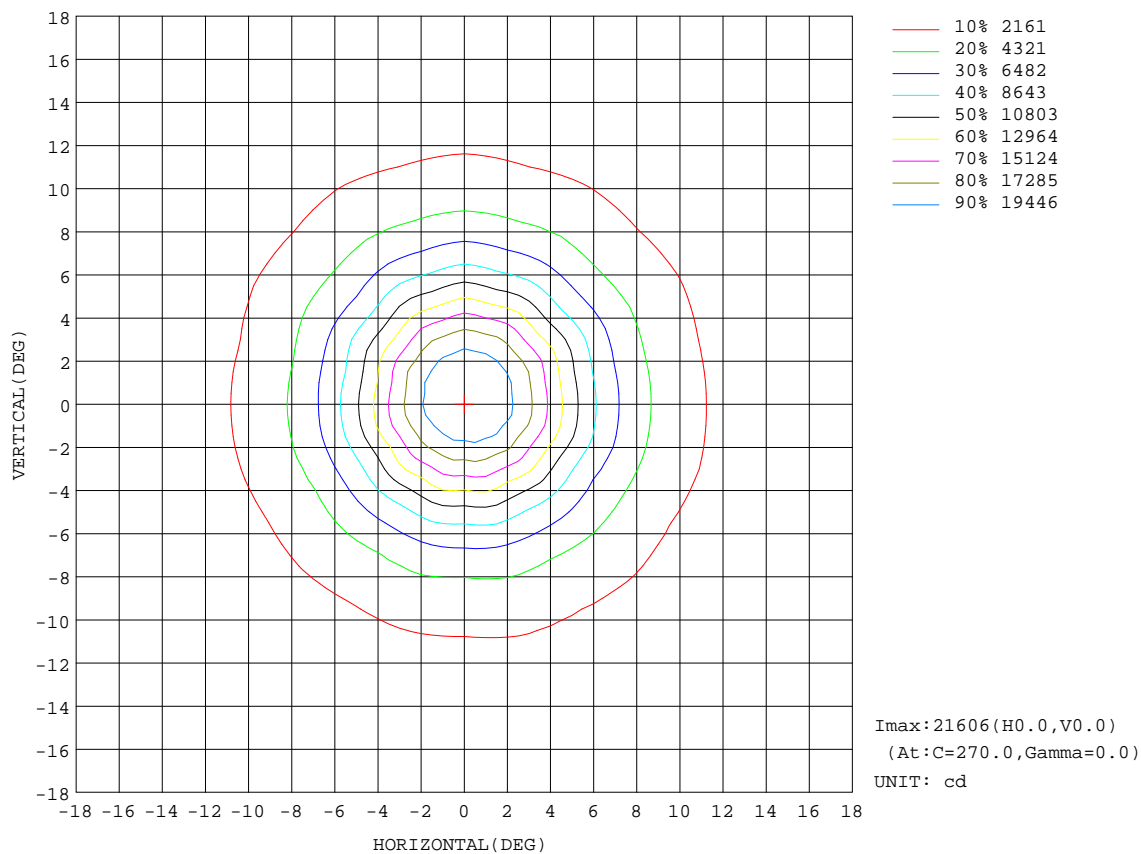
REFLECTANCE										
Ceiling	0.8	0.8	0.8	0.7	0.7	0.7	0.5	0.5	0.5	0
Walls	0.7	0.5	0.3	0.7	0.5	0.3	0.7	0.5	0.3	0
Working plane	0.2	0.2	0.2	0.2	0.2	0.2	0.2	0.2	0.2	0
ROOM INDEX	UTILIZATION FACTORS(PERCENT) $k(RI) \times RCR = 5$									
$k = 0.60$	89	83	79	88	83	79	87	82	79	76
0.80	96	90	87	95	90	87	94	89	86	83
1.00	100	94	91	99	94	91	97	93	90	86
1.25	103	98	95	102	98	95	100	96	94	89
1.50	106	101	98	104	100	98	102	99	96	91
2.00	108	104	101	107	103	100	104	101	98	93
2.50	110	106	103	108	105	102	105	102	100	94
3.00	111	108	105	109	106	104	106	103	101	94
4.00	113	111	108	111	109	107	107	105	104	96
5.00	115	112	111	112	110	109	108	106	105	97
ROOM INDEX	UF(total)									Direct
According to DIN EN 13032-2 2004			Suspended					SHRNOM = 1.25		

C Range: 0 - 360DEG
C Interval: 15.0DEG
Test Speed: HIGH
Temperature:25.3DEG
Operators:ZhangXiao
Test Date:2016-08-01

γ Range: 0 - 180DEG
 γ Interval: 1.0DEG
 γ Test System:EVERFINE GO-2000B_V1 SYSTEM V2.0.265
Humidity:65.0%
Test Distance:6.610m [K=1.0000]
Remarks:

ISOCANDELA DIAGRAM

Test:U:226.6V I:0.0890A P:19.30W PF:0.9530 Lamp Flux:1624.57x1 lm		
NAME:	TYPE:	WEIGHT:
DIM.:	SPEC.:	SERIAL No.:
MFR.: Rayconn	SUR.:	PROTECTION ANGLE:



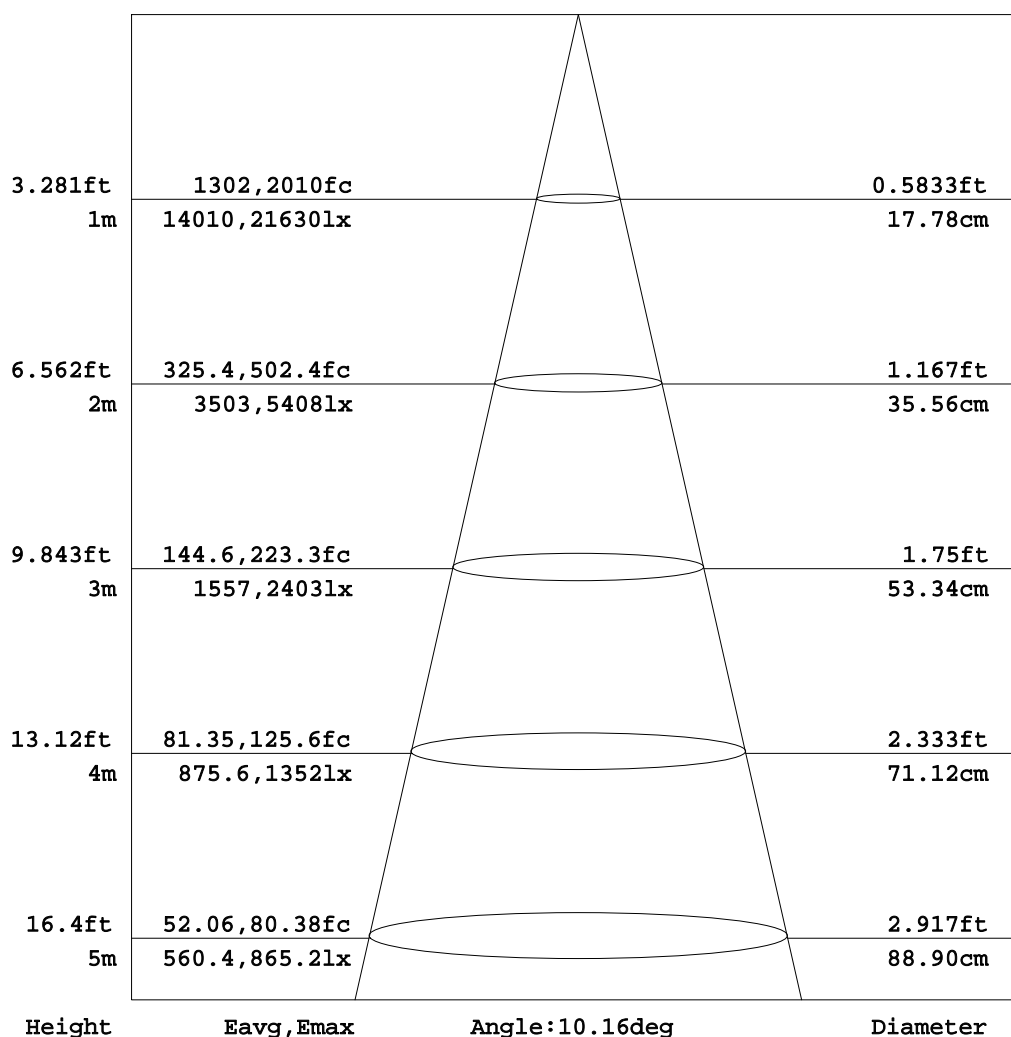
C Range: 0 - 360DEG
C Interval: 15.0DEG
Test Speed: HIGH
Temperature: 25.3DEG
Operators: ZhangXiao
Test Date: 2016-08-01

γ Range: 0 - 180DEG
γ Interval: 1.0DEG
Test System: EVERFINE GO-2000B_V1 SYSTEM V2.0.265
Humidity: 65.0%
Test Distance: 6.610m [K=1.0000]
Remarks:

AAI Figure

Test:U:226.6V I:0.0890A P:19.30W PF:0.9530 Lamp Flux:1624.57x1 lm		
NAME:	TYPE:	WEIGHT:
DIM.:	SPEC.:	SERIAL No.:
MFR.: Rayconn	SUR.:	PROTECTION ANGLE:

Flux out:486.2 lm



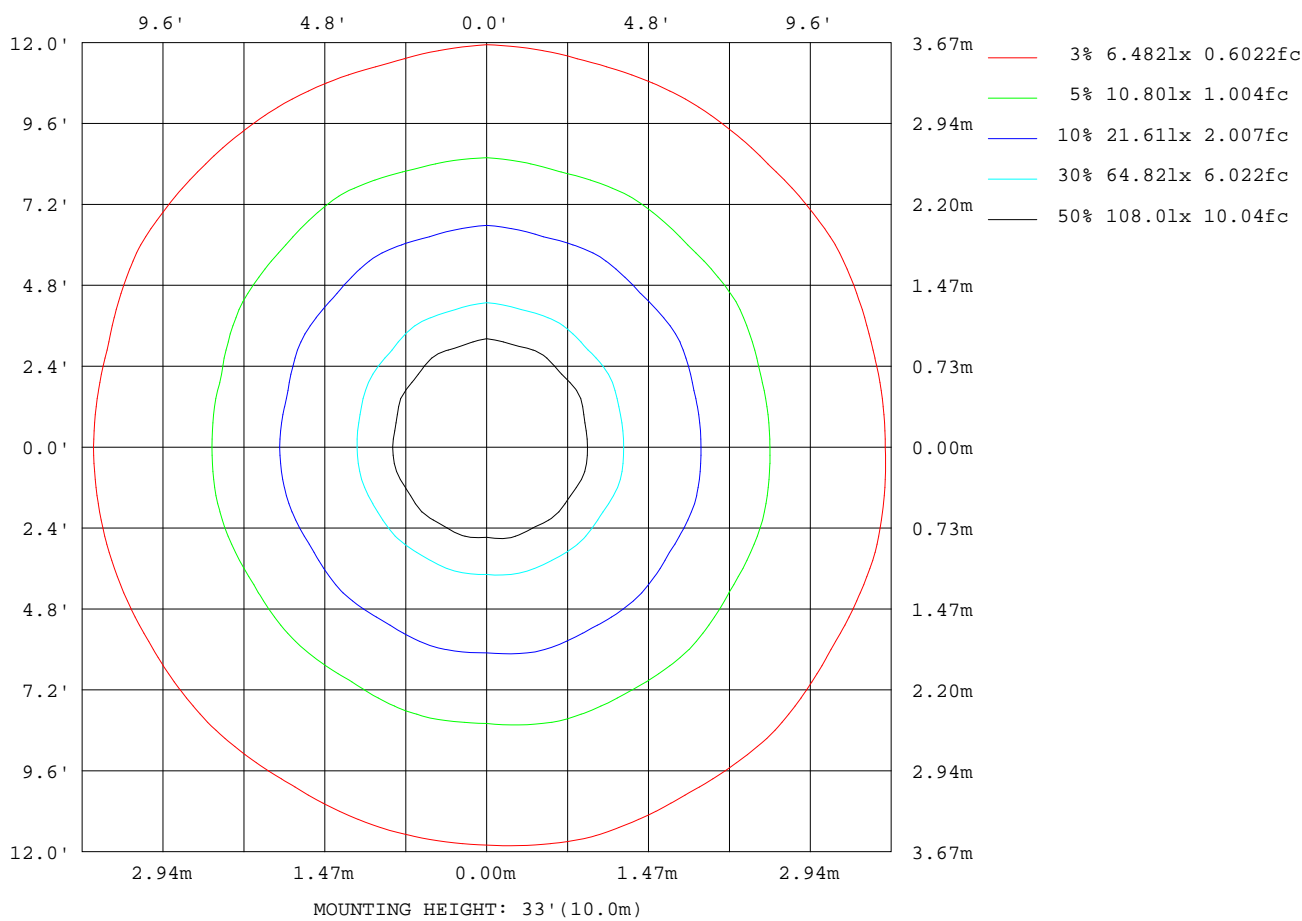
Note:The Curves indicate the illuminated area and the average illumination when the luminaire is at different distance.

C Range: 0 - 360DEG
C Interval: 15.0DEG
Test Speed: HIGH
Temperature:25.3DEG
Operators:ZhangXiao
Test Date:2016-08-01

γ Range: 0 - 180DEG
γ Interval: 1.0DEG
Test System:EVERFINE GO-2000B_V1 SYSTEM V2.0.265
Humidity:65.0%
Test Distance:6.610m [K=1.0000]
Remarks:

ISOLUX DIAGRAM

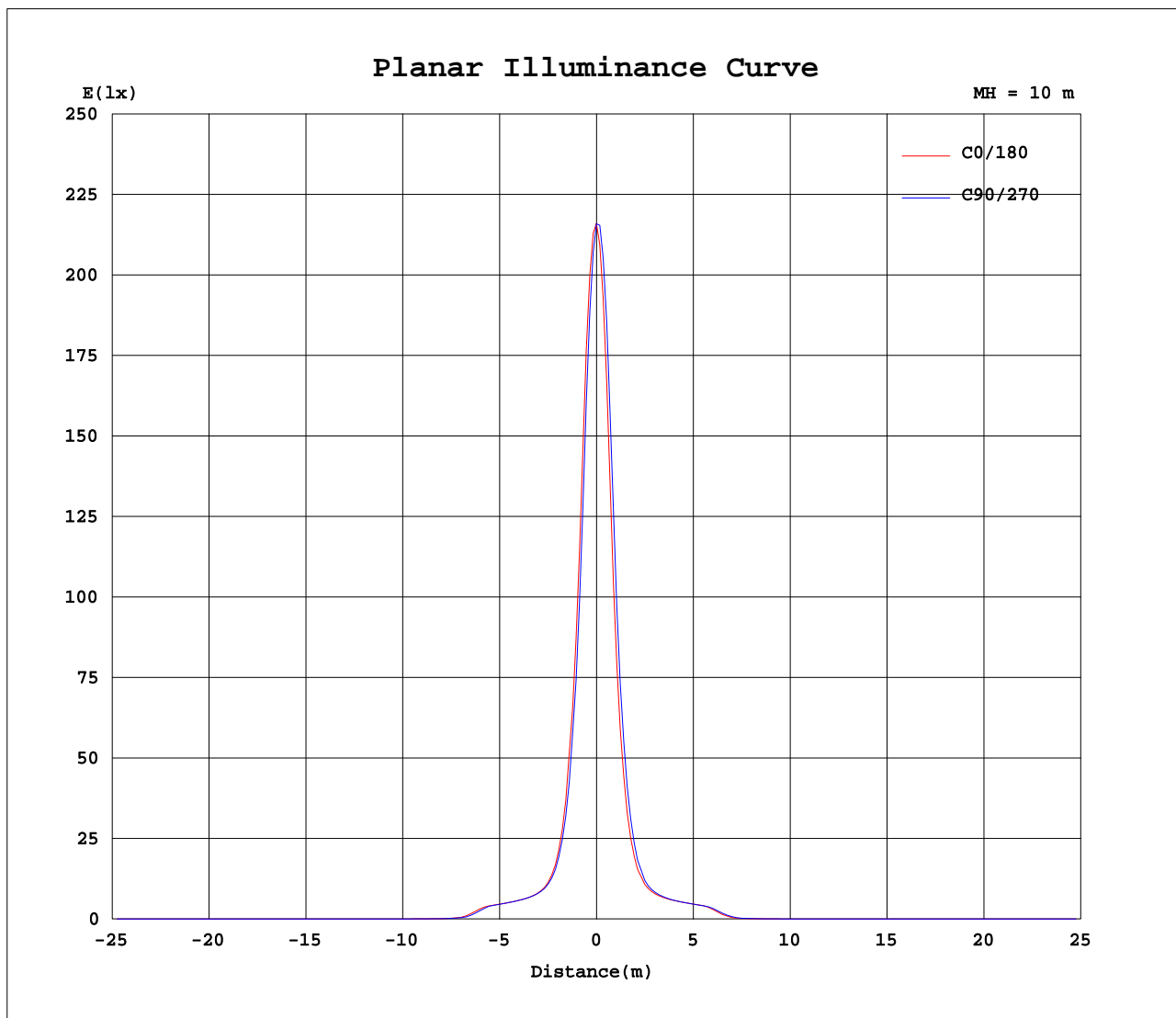
Test:U:226.6V I:0.0890A P:19.30W PF:0.9530 Lamp Flux:1624.57x1 lm		
NAME:	TYPE:	WEIGHT:
DIM.:	SPEC.:	SERIAL No.:
MFR.: Rayconn	SUR.:	PROTECTION ANGLE:



C Range: 0 - 360DEG
 C Interval: 15.0DEG
 Test Speed: HIGH
 Temperature: 25.3DEG
 Operators: ZhangXiao
 Test Date: 2016-08-01

γ Range: 0 - 180DEG
 γ Interval: 1.0DEG
 Test System: EVERFINE GO-2000B_V1 SYSTEM V2.0.265
 Humidity: 65.0%
 Test Distance: 6.610m [K=1.0000]
 Remarks:

Planar Illuminance Curve



C Range: 0 - 360DEG
C Interval: 15.0DEG
Test Speed: HIGH
Temperature: 25.3DEG
Operators: ZhangXiao
Test Date: 2016-08-01

γ Range: 0 - 180DEG
 γ Interval: 1.0DEG
Test System: EVERFINE GO-2000B_V1 SYSTEM V2.0.265
Humidity: 65.0%
Test Distance: 6.610m [K=1.0000]
Remarks:

LUMINOUS DISTRIBUTION INTENSITY DATA

Test:U:226.6V I:0.0890A P:19.30W PF:0.9530 Lamp Flux:1624.57x1 lm																				
NAME:										TYPE:					WEIGHT:					
DIM.:										SPEC.:					SERIAL No.:					
MFR.: Rayconn										SUR.:					PROTECTION ANGLE:					

Table--1

UNIT: x10cd

C(DEG) γ (DEG)	0	15	30	45	60	75	90	105	120	135	150	165	180	195	210	225	240	255	270
0	2161	2161	2161	2161	2161	2161	2161	2161	2161	2161	2161	2161	2161	2161	2161	2161	2161	2161	2161
5	1154	1165	1089	1099	1032	1052	996	1023	981	1020	989	1045	1051	1037	1128	1122	1232	1196	1281
10	292	296	277	284	269	275	258	262	247	256	247	260	264	260	291	290	319	306	327
15	110	112	110	113	110	110	106	105	102	103	102	104	105	104	111	111	116	113	114
20	77.5	78.4	77.6	78.7	77.9	78.5	77.4	76.7	75.9	76.1	75.8	76.2	76.4	76.0	78.0	77.4	77.4	76.6	78.4
25	67.0	67.1	66.7	66.9	66.3	66.9	66.6	66.5	66.6	66.4	66.3	66.8	67.1	66.5	66.6	66.4	65.6	65.5	67.1
30	58.1	58.4	55.9	55.9	53.0	54.0	52.0	53.1	51.9	54.1	52.8	55.4	56.9	55.4	57.2	57.3	58.6	57.8	58.8
35	9.70	10.0	7.87	7.81	6.86	7.32	8.21	7.20	6.66	7.19	6.66	7.30	7.65	7.26	8.32	8.15	9.42	9.70	13.9
40	2.23	2.22	2.13	2.14	2.08	2.11	2.04	2.12	2.07	2.10	1.98	1.96	1.90	1.99	2.20	2.18	2.25	2.36	2.54
45	0.96	0.95	0.95	0.99	1.01	0.97	0.91	0.90	0.87	0.88	0.85	0.86	0.85	0.87	0.95	1.00	1.06	1.03	1.02
50	0.63	0.66	0.67	0.68	0.71	0.71	0.68	0.62	0.60	0.59	0.59	0.61	0.58	0.60	0.62	0.66	0.69	0.67	0.64
55	0.57	0.59	0.61	0.62	0.65	0.66	0.64	0.62	0.58	0.56	0.57	0.58	0.56	0.56	0.57	0.61	0.62	0.60	0.58
60	0.60	0.60	0.64	0.65	0.67	0.66	0.64	0.63	0.61	0.61	0.61	0.62	0.59	0.59	0.60	0.63	0.64	0.63	0.61
65	0.63	0.62	0.63	0.63	0.64	0.64	0.61	0.61	0.61	0.62	0.62	0.63	0.61	0.61	0.62	0.64	0.64	0.65	0.64
70	0.54	0.53	0.53	0.54	0.55	0.56	0.53	0.53	0.52	0.52	0.52	0.54	0.52	0.52	0.53	0.54	0.55	0.56	0.56
75	0.49	0.48	0.49	0.50	0.51	0.52	0.49	0.48	0.48	0.47	0.47	0.49	0.47	0.47	0.47	0.49	0.50	0.50	0.48
80	0.47	0.47	0.47	0.48	0.50	0.51	0.48	0.47	0.46	0.46	0.46	0.47	0.45	0.45	0.45	0.46	0.48	0.49	0.46
85	0.44	0.44	0.43	0.45	0.47	0.52	0.43	0.43	0.42	0.42	0.42	0.43	0.43	0.43	0.43	0.44	0.47	0.51	0.44
90	0.33	0.33	0.33	0.34	0.39	0.49	0.33	0.32	0.32	0.32	0.32	0.33	0.39	0.39	0.38	0.40	0.47	0.52	0.40
95	0.25	0.24	0.24	0.25	0.28	0.38	0.24	0.24	0.24	0.24	0.24	0.24	0.39	0.39	0.39	0.40	0.46	0.48	0.40
100	0.20	0.20	0.20	0.20	0.22	0.24	0.21	0.20	0.20	0.20	0.20	0.20	0.40	0.40	0.39	0.40	0.41	0.42	0.40
105	0.25	0.25	0.26	0.26	0.27	0.27	0.27	0.27	0.27	0.27	0.27	0.27	0.41	0.41	0.41	0.41	0.41	0.42	0.41
110	0.34	0.34	0.34	0.34	0.35	0.35	0.35	0.35	0.35	0.35	0.35	0.35	0.43	0.43	0.43	0.43	0.43	0.43	0.43
115	0.38	0.37	0.38	0.37	0.38	0.38	0.38	0.38	0.38	0.38	0.38	0.38	0.46	0.46	0.46	0.46	0.46	0.46	0.46
120	0.41	0.40	0.40	0.40	0.41	0.41	0.41	0.41	0.41	0.41	0.41	0.41	0.50	0.50	0.49	0.50	0.49	0.49	0.49
125	0.47	0.46	0.47	0.47	0.48	0.47	0.48	0.48	0.49	0.48	0.49	0.48	0.57	0.57	0.57	0.57	0.56	0.56	0.56
130	0.64	0.63	0.65	0.65	0.66	0.66	0.67	0.66	0.68	0.66	0.67	0.66	0.72	0.73	0.71	0.72	0.71	0.71	0.70
135	0.92	0.92	0.93	0.93	0.94	0.94	0.96	0.94	0.96	0.94	0.95	0.94	0.97	0.97	0.95	0.96	0.95	0.95	0.93
140	1.12	1.12	1.13	1.12	1.13	1.13	1.14	1.13	1.14	1.13	1.14	1.13	1.15	1.15	1.14	1.14	1.13	1.13	1.13
145	1.22	1.23	1.23	1.22	1.22	1.22	1.26	1.22	1.23	1.22	1.23	1.25	1.25	1.25	1.24	1.25	1.25	1.24	1.23
150	1.28	1.30	1.29	1.28	1.28	1.28	1.29	1.28	1.29	1.28	1.29	1.31	1.31	1.31	1.30	1.32	1.34	1.30	1.30
155	1.32	1.32	1.32	1.32	1.33	1.32	1.33	1.32	1.33	1.32	1.33	1.33	1.34	1.35	1.34	1.34	1.35	1.34	1.34
160	1.36	1.36	1.36	1.36	1.36	1.36	1.37	1.36	1.37	1.36	1.37	1.36	1.37	1.37	1.37	1.37	1.37	1.37	1.37
165	1.40	1.40	1.40	1.40	1.40	1.40	1.40	1.40	1.40	1.40	1.40	1.40	1.40	1.40	1.40	1.40	1.40	1.40	1.40
170	1.41	1.41	1.41	1.40	1.41	1.40	1.41	1.40	1.41	1.40	1.41	1.41	1.41	1.41	1.41	1.41	1.41	1.41	1.41
175	1.32	1.31	1.30	1.30	1.30	1.30	1.30	1.30	1.30	1.30	1.31	1.31	1.32	1.32	1.33	1.33	1.34	1.34	1.34
180	1.19	1.19	1.19	1.19	1.19	1.19	1.19	1.20	1.20	1.20	1.21	1.21	1.19	1.19	1.19	1.19	1.19	1.19	1.19

C Range: 0 - 360DEG
C Interval: 15.0DEG
Test Speed: HIGH
Temperature:25.3DEG
Operators:ZhangXiao
Test Date:2016-08-01

γ Range: 0 - 180DEG
γ Interval: 1.0DEG
Test System:EVERFINE GO-2000B_V1 SYSTEM V2.0.265
Humidity:65.0%
Test Distance:6.610m [K=1.0000]
Remarks:

LUMINOUS DISTRIBUTION INTENSITY DATA

Test:U:226.6V I:0.0890A P:19.30W PF:0.9530 Lamp Flux:1624.57x1 lm		
NAME:	TYPE:	WEIGHT:
DIM.:	SPEC.:	SERIAL No.:
MFR.: Rayconn	SUR.:	PROTECTION ANGLE:

Table--2

UNIT: x10cd

C(DEC) γ (DEC)	285	300	315	330	345														
0	2161	2161	2161	2161	2161														
5	1222	1287	1205	1255	1156														
10	307	324	304	318	293														
15	110	114	110	114	110														
20	77.3	78.0	77.5	78.5	77.4														
25	66.8	67.7	67.1	67.8	67.4														
30	58.5	59.1	57.5	58.3	58.3														
35	10.8	13.4	9.82	13.1	9.51														
40	2.38	2.40	2.22	2.26	2.18														
45	0.96	0.96	0.91	0.93	0.92														
50	0.61	0.61	0.57	0.57	0.58														
55	0.56	0.55	0.53	0.52	0.55														
60	0.60	0.59	0.58	0.57	0.62														
65	0.63	0.62	0.61	0.61	0.63														
70	0.54	0.54	0.53	0.53	0.53														
75	0.48	0.48	0.47	0.47	0.48														
80	0.46	0.46	0.45	0.46	0.46														
85	0.44	0.44	0.44	0.44	0.44														
90	0.39	0.40	0.39	0.39	0.39														
95	0.39	0.39	0.39	0.39	0.39														
100	0.40	0.40	0.39	0.39	0.39														
105	0.41	0.41	0.41	0.41	0.41														
110	0.43	0.43	0.43	0.43	0.43														
115	0.46	0.45	0.46	0.45	0.46														
120	0.49	0.49	0.49	0.49	0.49														
125	0.56	0.56	0.56	0.56	0.56														
130	0.70	0.70	0.70	0.70	0.71														
135	0.94	0.93	0.94	0.94	0.95														
140	1.13	1.13	1.13	1.13	1.13														
145	1.23	1.24	1.24	1.23	1.24														
150	1.30	1.32	1.31	1.30	1.30														
155	1.34	1.34	1.34	1.34	1.34														
160	1.36	1.37	1.37	1.37	1.37														
165	1.40	1.40	1.40	1.40	1.40														
170	1.41	1.41	1.41	1.42	1.42														
175	1.34	1.35	1.34	1.35	1.35														
180	1.20	1.20	1.20	1.21	1.21														

C Range: 0 - 360DEG
C Interval: 15.0DEG
Test Speed: HIGH
Temperature:25.3DEG
Operators:ZhangXiao
Test Date:2016-08-01

γ Range: 0 - 180DEG
γ Interval: 1.0DEG
Test System:EVERFINE GO-2000B_V1 SYSTEM V2.0.265
Humidity:65.0%
Test Distance:6.610m [K=1.0000]
Remarks: