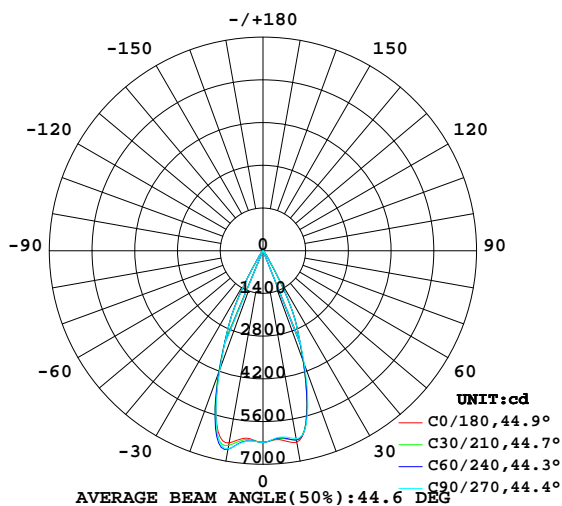


LUMINAIRE PHOTOMETRIC TEST REPORT

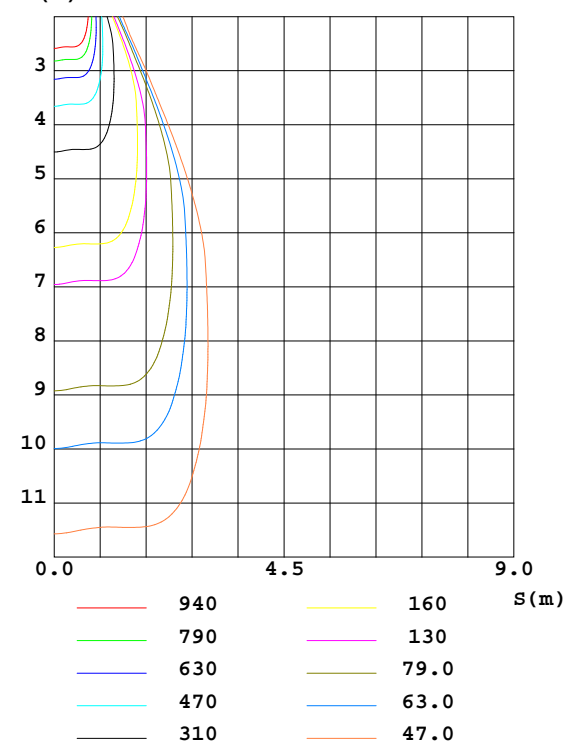
Test:U:226.6V I:0.1790A P:38.60W PF:0.9490 Lamp Flux:3678.58x1 lm		
NAME:	TYPE:	WEIGHT:
DIM.:	SPEC.:	SERIAL No.:
MFR.: Rayconn	SUR.:	PROTECTION ANGLE:

DATA OF LAMP		PHOTOMETRIC DATA Eff: 95.30 lm/W			
MODEL	TL15-40W-840-W-45	Imax(cd)	6630	S/MH(C0/180)	0.70
NOMINAL POWER(W)	38	LOR(%)	100.0	S/MH(C90/270)	0.70
RATED VOLTAGE(V)	226	TOTAL FLUX(lm)	3678.6	η UP,DN(C0-180)	1.3,48.1
NOMINAL FLUX(lm)	3678.58	CIE CLASS	DIRECT	η UP,DN(C180-360)	1.4,49.3
LAMPS INSIDE	1	η up(%)	2.7	CIBSE SHR NOM	0.50
TEST VOLTAGE(V)	226.6	η down(%)	97.3	CIBSE SHR MAX	0.70

LUMINOUS INTENSITY DISTRIBUTION DIAGRAM



C0 PLANE ISOLUX DIAGRAM (UNIT:lx)



C Range: 0 - 360DEG
 C Interval: 15.0DEG
 Test Speed: HIGH
 Temperature:25.3DEG
 Operators:ZhangXiao
 Test Date:2016-08-01

γ Range: 0 - 180DEG
 γ Interval: 1.0DEG
 Test System:EVERFINE GO-2000B_V1 SYSTEM V2.0.265
 Humidity:65.0%
 Test Distance:6.610m [K=1.0000]
 Remarks:

ZONAL FLUX DIAGRAM

ZONAL FLUX DIAGRAM:

γ	C0	C45	C90	C135	C180	C225	C270	C315	γ	Φ zone	Φ total	Φ lum, lamp
10	6368	6292	6250	6297	6391	6568	6589	6513	0- 10	599.5	599.5	16.3,16.3
20	3867	3930	3971	4080	4174	4155	4132	3901	10- 20	1537	2136	58.1,58.1
30	869.3	929.4	909.9	964.9	976.4	926.6	939.4	863.1	20- 30	1106	3242	88.1,88.1
40	126.1	117.8	112.6	116.7	117.2	119.6	121.1	127.4	30- 40	200.6	3443	93.6,93.6
50	45.22	45.06	44.64	45.83	45.34	45.66	45.83	45.79	40- 50	55.77	3499	95.1,95.1
60	26.77	27.40	27.57	28.10	27.25	27.05	27.09	26.84	50- 60	31.37	3530	96.96
70	18.64	18.92	18.95	19.32	18.59	18.68	18.66	18.65	60- 70	22.56	3553	96.6,96.6
80	12.10	12.29	12.18	12.41	12.76	12.98	12.84	12.81	70- 80	16.46	3569	97.97
90	7.124	7.941	7.338	7.212	8.666	9.823	8.751	8.685	80- 90	11.05	3580	97.3,97.3
100	6.802	7.034	6.903	6.850	8.953	9.209	8.980	8.986	90-100	8.726	3589	97.6,97.6
110	7.712	7.743	7.747	7.659	9.947	10.03	9.978	9.989	100-110	8.701	3598	97.8,97.8
120	11.50	11.52	11.51	11.32	12.89	12.95	12.96	13.03	110-120	10.21	3608	98.1,98.1
130	17.28	17.32	17.33	17.08	17.87	17.92	17.92	18.07	120-130	13.25	3621	98.4,98.4
140	23.27	23.23	23.29	23.06	23.55	23.59	23.58	23.78	130-140	15.82	3637	98.9,98.9
150	28.46	28.39	28.61	28.34	28.63	28.71	28.68	28.81	140-150	16.36	3653	99.3,99.3
160	30.37	30.42	30.45	30.43	30.68	30.69	30.71	30.70	150-160	13.82	3667	99.7,99.7
170	29.57	29.62	29.70	29.74	30.02	30.04	30.04	29.97	160-170	8.580	3676	99.9,99.9
180	30.52	30.57	30.61	30.63	30.53	30.57	30.61	30.62	170-180	2.862	3679	100,100
DEG	LUMINOUS INTENSITY:cd									UNIT:lm		

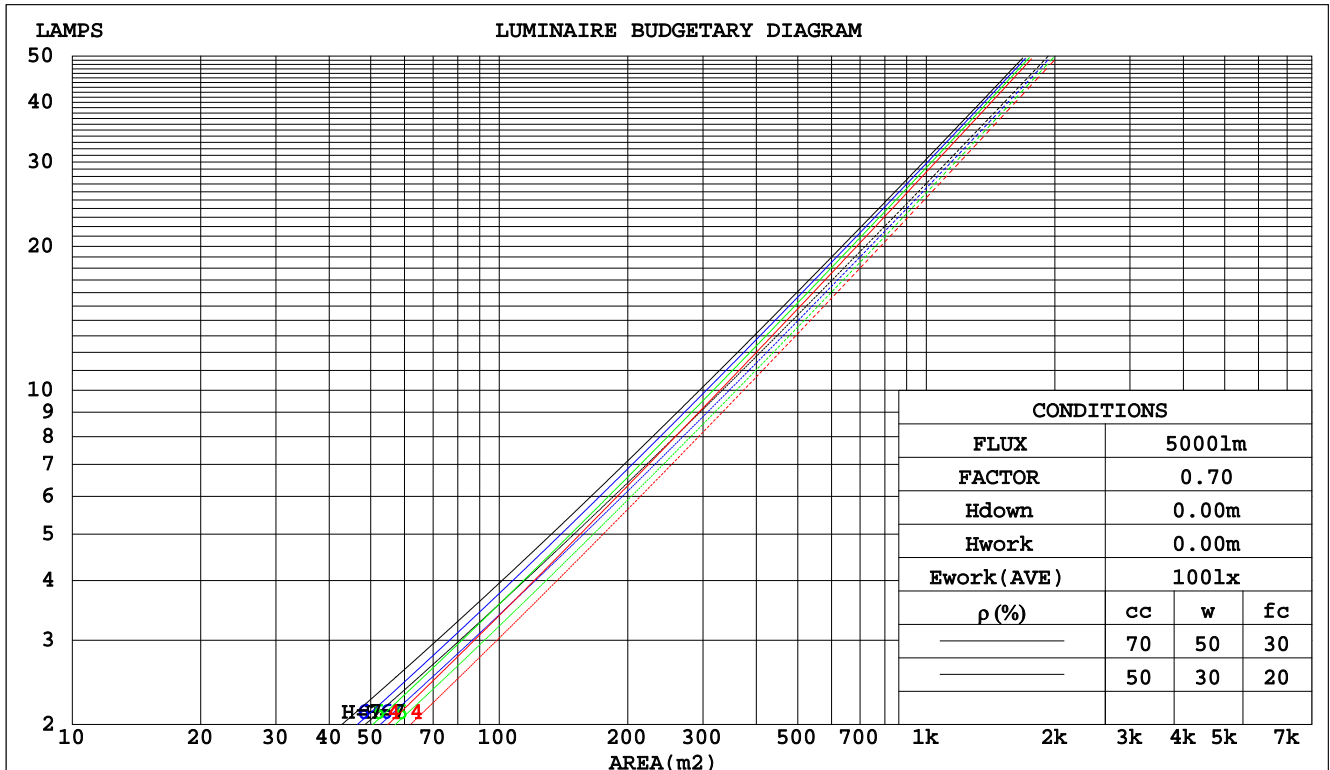
C Range: 0 - 360DEG
C Interval: 15.0DEG
Test Speed: HIGH
Temperature:25.3DEG
Operators:ZhangXiao
Test Date:2016-08-01

γ Range: 0 - 180DEG
 γ Interval: 1.0DEG
Test System:EVERFINE GO-2000B_V1 SYSTEM V2.0.265
Humidity:65.0%
Test Distance:6.610m [K=1.0000]
Remarks:

CU AND LUMINAIRE BUDGETARY ESTIMATE DIAGRAM

Test:U:226.6V I:0.1790A P:38.60W PF:0.9490 Lamp Flux:3678.58x1 lm		
NAME:	TYPE:	WEIGHT:
DIM.:	SPEC.:	SERIAL No.:
MFR.: Rayconn	SUR.:	PROTECTION ANGLE:

pcc	80%			70%			50%			30%			10%			0
pw	50%	30%	10%	50%	30%	10%	50%	30%	10%	50%	30%	10%	50%	30%	10%	0
pfc	20%			20%			20%			20%			20%			0
RCR	RCR:Room Cavity Ratio															



C Range: 0 - 360DEG
C Interval: 15.0DEG
Test Speed: HIGH
Temperature: 25.3DEG
Operators: ZhangXiao
Test Date: 2016-08-01

γ Range: 0 - 180DEG
γ Interval: 1.0DEG
Test System: EVERFINE GO-2000B_V1 SYSTEM V2.0.265
Humidity: 65.0%
Test Distance: 6.610m [K=1.0000]
Remarks:

WEC AND CCEC

Test:U:226.6V I:0.1790A P:38.60W PF:0.9490 Lamp Flux:3678.58x1 lm		
NAME:	TYPE:	WEIGHT:
DIM.:	SPEC.:	SERIAL No.:
MFR.: Rayconn	SUR.:	PROTECTION ANGLE:

pcc	80%			70%			50%			30%			10%			0	
pw	50%	30%	10%	50%	30%	10%	50%	30%	10%	50%	30%	10%	50%	30%	10%	0	
pfc	20%			20%			20%			20%			20%			0	
RCR	RCR:Room Cavity Ratio						Wall Exitance Coefficients(WEC)										
0.0																	
1.0	.165	.094	.030	.158	.090	.029	.144	.083	.026	.131	.076	.024	.119	.069	.022		
2.0	.154	.085	.026	.148	.082	.025	.136	.076	.024	.125	.070	.022	.115	.065	.021		
3.0	.145	.077	.023	.139	.075	.022	.129	.070	.021	.120	.066	.020	.111	.061	.019		
4.0	.136	.071	.021	.132	.069	.020	.123	.065	.019	.115	.062	.019	.107	.058	.018		
5.0	.129	.066	.019	.125	.064	.019	.117	.061	.018	.110	.058	.017	.103	.055	.017		
6.0	.122	.061	.018	.119	.060	.017	.112	.057	.017	.106	.055	.016	.100	.053	.016		
7.0	.117	.058	.016	.114	.057	.016	.108	.054	.016	.102	.052	.015	.097	.050	.015		
8.0	.111	.054	.015	.109	.054	.015	.103	.052	.015	.098	.050	.014	.094	.048	.014		
9.0	.107	.052	.014	.104	.051	.014	.099	.049	.014	.095	.048	.014	.091	.046	.013		
10.0	.102	.049	.014	.100	.048	.013	.096	.047	.013	.092	.046	.013	.088	.044	.013		

pcc	80%			70%			50%			30%			10%			0	
pw	50%	30%	10%	50%	30%	10%	50%	30%	10%	50%	30%	10%	50%	30%	10%	0	
pfc	20%			20%			20%			20%			20%			0	
RCR	RCR:Room Cavity Ratio						Ceiling Cavity Exitance Coefficients(CCEC)										
0.0	.211	.211	.211	.180	.180	.180	.123	.123	.123	.071	.071	.071	.023	.023	.023		
1.0	.191	.178	.166	.163	.153	.143	.112	.105	.099	.064	.061	.058	.021	.020	.019		
2.0	.175	.153	.135	.150	.132	.117	.102	.091	.082	.059	.053	.048	.019	.017	.016		
3.0	.161	.134	.113	.138	.116	.098	.095	.080	.069	.055	.047	.040	.018	.015	.013		
4.0	.150	.119	.096	.129	.103	.083	.088	.072	.059	.051	.042	.035	.016	.014	.011		
5.0	.140	.108	.083	.121	.093	.072	.083	.065	.051	.048	.038	.030	.016	.012	.010		
6.0	.132	.098	.073	.114	.085	.064	.078	.059	.045	.046	.035	.027	.015	.011	.009		
7.0	.125	.090	.065	.108	.078	.057	.075	.055	.040	.043	.032	.024	.014	.011	.008		
8.0	.119	.084	.059	.103	.073	.052	.071	.051	.037	.041	.030	.022	.013	.010	.007		
9.0	.114	.078	.054	.098	.068	.047	.068	.048	.034	.040	.028	.020	.013	.009	.007		
10.0	.110	.074	.050	.094	.064	.044	.066	.045	.031	.038	.027	.019	.012	.009	.006		

C Range: 0 - 360DEG
C Interval: 15.0DEG
Test Speed: HIGH
Temperature:25.3DEG
Operators:ZhangXiao
Test Date:2016-08-01

γ Range: 0 - 180DEG
γ Interval: 1.0DEG
Test System:EVERFINE GO-2000B_V1 SYSTEM V2.0.265
Humidity:65.0%
Test Distance:6.610m [K=1.0000]
Remarks:

Uncorrected UGR Table

Test:U:226.6V I:0.1790A P:38.60W PF:0.9490 Lamp Flux:3678.58x1 lm											
NAME:					TYPE:			WEIGHT:			
DIM.:					SPEC.:			SERIAL No.:			
MFR.: Rayconn					SUR.:			PROTECTION ANGLE:			
ceiling/cavity	0.7	0.7	0.5	0.5	0.3	0.7	0.7	0.5	0.5	0.3	
walls	0.5	0.3	0.5	0.3	0.3	0.5	0.3	0.5	0.3	0.3	
working plane	0.2	0.2	0.2	0.2	0.2	0.2	0.2	0.2	0.2	0.2	
Room dimensions		Viewed crosswise					Viewed endwise				
x = 2H y = 2H	2H	12.5	13.3	12.7	13.5	13.7	12.2	13.0	12.5	13.2	13.4
	3H	13.1	13.8	13.4	14.0	14.3	12.9	13.6	13.2	13.9	14.1
	4H	13.5	14.2	13.8	14.4	14.7	13.3	14.0	13.6	14.3	14.5
	6H	13.9	14.6	14.3	14.9	15.2	13.8	14.5	14.2	14.8	15.1
	8H	14.2	14.9	14.6	15.2	15.5	14.1	14.8	14.5	15.1	15.4
	12H	14.6	15.2	14.9	15.5	15.8	14.5	15.1	14.8	15.4	15.7
4H	2H	12.6	13.3	12.9	13.5	13.8	12.3	13.0	12.6	13.3	13.6
	3H	13.4	14.0	13.8	14.3	14.6	13.2	13.9	13.6	14.2	14.5
	4H	14.0	14.5	14.4	14.9	15.2	13.9	14.4	14.2	14.8	15.1
	6H	14.7	15.2	15.1	15.5	15.9	14.6	15.1	15.0	15.5	15.8
	8H	15.1	15.5	15.5	15.9	16.3	15.0	15.5	15.4	15.9	16.3
	12H	15.5	16.0	16.0	16.4	16.8	15.5	15.9	15.9	16.3	16.8
8H	4H	14.2	14.6	14.6	15.0	15.5	14.1	14.5	14.5	14.9	15.4
	6H	15.1	15.5	15.6	15.9	16.4	15.0	15.4	15.5	15.8	16.3
	8H	15.7	16.0	16.2	16.5	17.0	15.6	15.9	16.1	16.4	16.9
	12H	16.3	16.6	16.8	17.1	17.6	16.3	16.6	16.8	17.0	17.6
12H	4H	14.2	14.6	14.7	15.1	15.5	14.1	14.5	14.6	15.0	15.4
	6H	15.2	15.5	15.7	16.0	16.5	15.1	15.5	15.6	15.9	16.4
	8H	15.9	16.1	16.4	16.6	17.2	15.8	16.1	16.3	16.6	17.1
Variations with the observer position at spacings:											
S = 1.0H	+ 0.8 / - 0.6					+ 0.6 / - 0.6					
1.5H	+ 1.6 / - 0.5					+ 1.2 / - 0.5					
2.0H	+ 0.5 / - 0.3					+ 0.4 / - 0.2					

CIE Pub.117 Corrected 3679 lm Total Lamp Luminous Flux.(8log(F/F0) = 4.5)

C Range: 0 - 360DEG
C Interval: 15.0DEG
Test Speed: HIGH
Temperature:25.3DEG
Operators:ZhangXiao
Test Date:2016-08-01

γ Range: 0 - 180DEG
γ Interval: 1.0DEG
Test System:EVERFINE GO-2000B_V1 SYSTEM V2.0.265
Humidity:65.0%
Test Distance:6.610m [K=1.0000]
Remarks:

UTILIZATION FACTORS TABLE

Test:U:226.6V I:0.1790A P:38.60W PF:0.9490 Lamp Flux:3678.58x1 lm		
NAME:	TYPE:	WEIGHT:
DIM.:	SPEC.:	SERIAL No.:
MFR.: Rayconn	SUR.:	PROTECTION ANGLE:

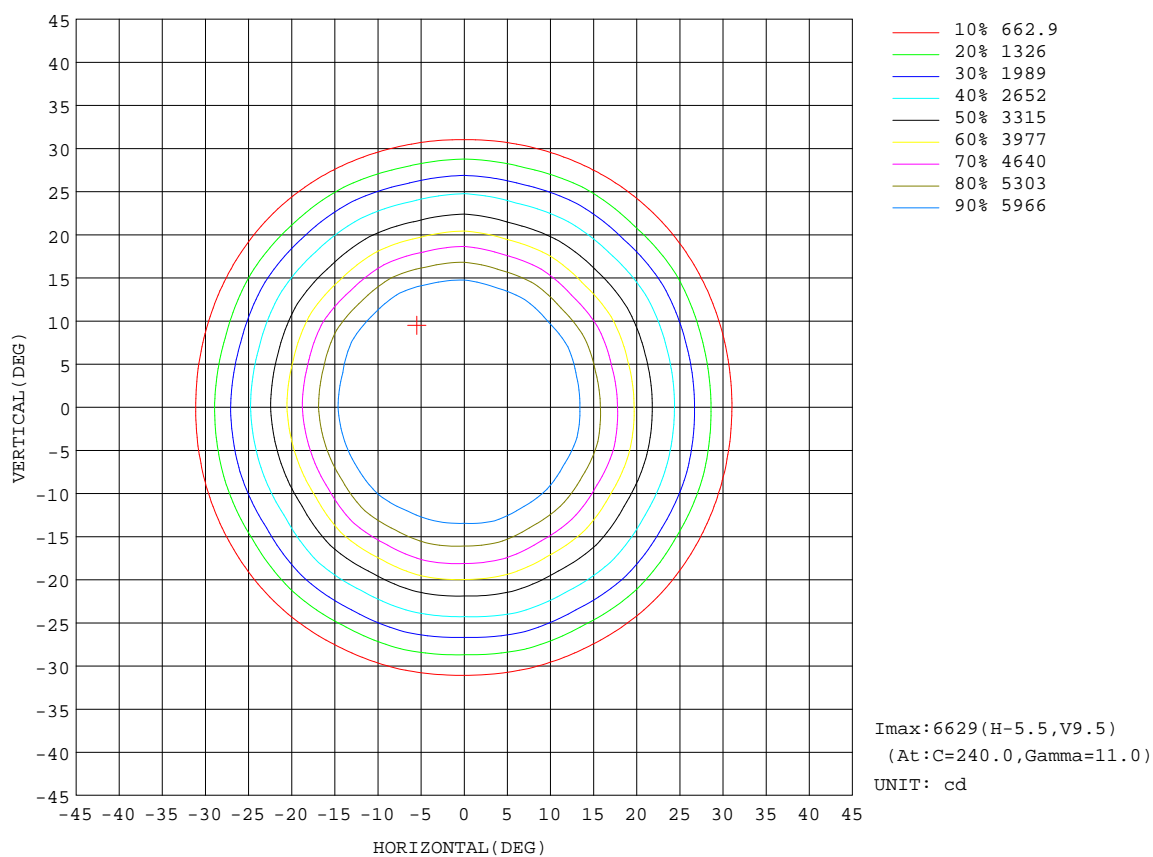
REFLECTANCE										
Ceiling	0.8	0.8	0.8	0.7	0.7	0.7	0.5	0.5	0.5	0
Walls	0.7	0.5	0.3	0.7	0.5	0.3	0.7	0.5	0.3	0
Working plane	0.2	0.2	0.2	0.2	0.2	0.2	0.2	0.2	0.2	0
ROOM INDEX	UTILIZATION FACTORS(PERCENT) $k(RI) \times RCR = 5$									
$k = 0.60$	88	81	78	87	81	78	86	81	78	74
0.80	95	89	85	94	89	85	93	88	85	81
1.00	99	93	90	98	93	89	96	92	89	85
1.25	103	97	94	101	97	94	99	95	93	88
1.50	105	101	97	104	100	97	101	98	95	90
2.00	108	104	100	106	102	99	103	100	98	92
2.50	109	106	103	108	104	102	104	101	99	93
3.00	111	108	105	109	106	103	105	103	101	94
4.00	113	110	108	111	108	106	107	105	103	95
5.00	114	112	110	112	110	108	108	106	105	96
ROOM INDEX	UF(total)									Direct
According to DIN EN 13032-2 2004			Suspended					SHRNOM = 1.25		

C Range: 0 - 360DEG
C Interval: 15.0DEG
Test Speed: HIGH
Temperature:25.3DEG
Operators:ZhangXiao
Test Date:2016-08-01

γ Range: 0 - 180DEG
 γ Interval: 1.0DEG
 γ Test System:EVERFINE GO-2000B_V1 SYSTEM V2.0.265
Humidity:65.0%
Test Distance:6.610m [K=1.0000]
Remarks:

ISOCANDELA DIAGRAM

Test:U:226.6V I:0.1790A P:38.60W PF:0.9490 Lamp Flux:3678.58x1 lm		
NAME:	TYPE:	WEIGHT:
DIM.:	SPEC.:	SERIAL No.:
MFR.: Rayconn	SUR.:	PROTECTION ANGLE:



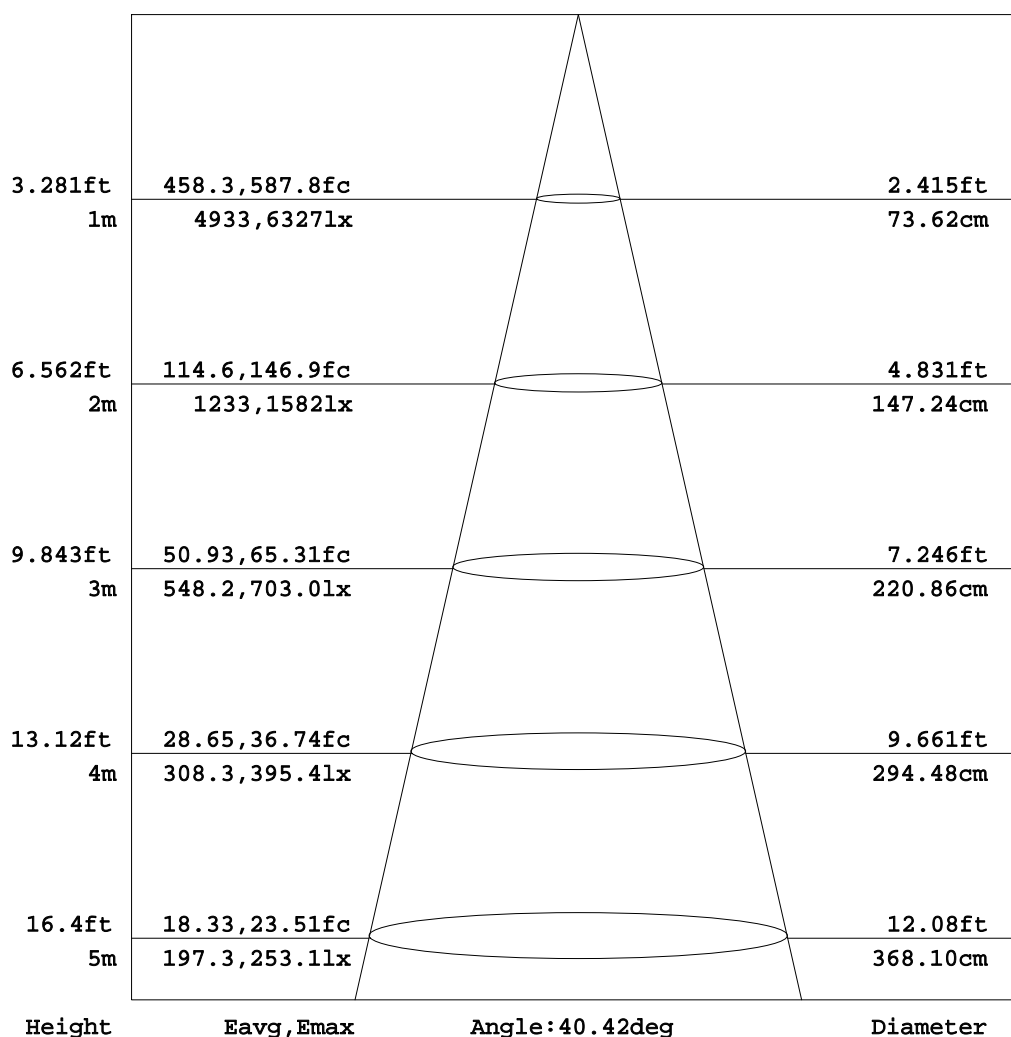
C Range: 0 - 360DEG
C Interval: 15.0DEG
Test Speed: HIGH
Temperature:25.3DEG
Operators:ZhangXiao
Test Date:2016-08-01

γ Range: 0 - 180DEG
γ Interval: 1.0DEG
Test System:EVERFINE GO-2000B_V1 SYSTEM V2.0.265
Humidity:65.0%
Test Distance:6.610m [K=1.0000]
Remarks:

AAI Figure

Test:U:226.6V I:0.1790A P:38.60W PF:0.9490 Lamp Flux:3678.58x1 lm		
NAME:	TYPE:	WEIGHT:
DIM.:	SPEC.:	SERIAL No.:
MFR.: Rayconn	SUR.:	PROTECTION ANGLE:

Flux out:2284 lm



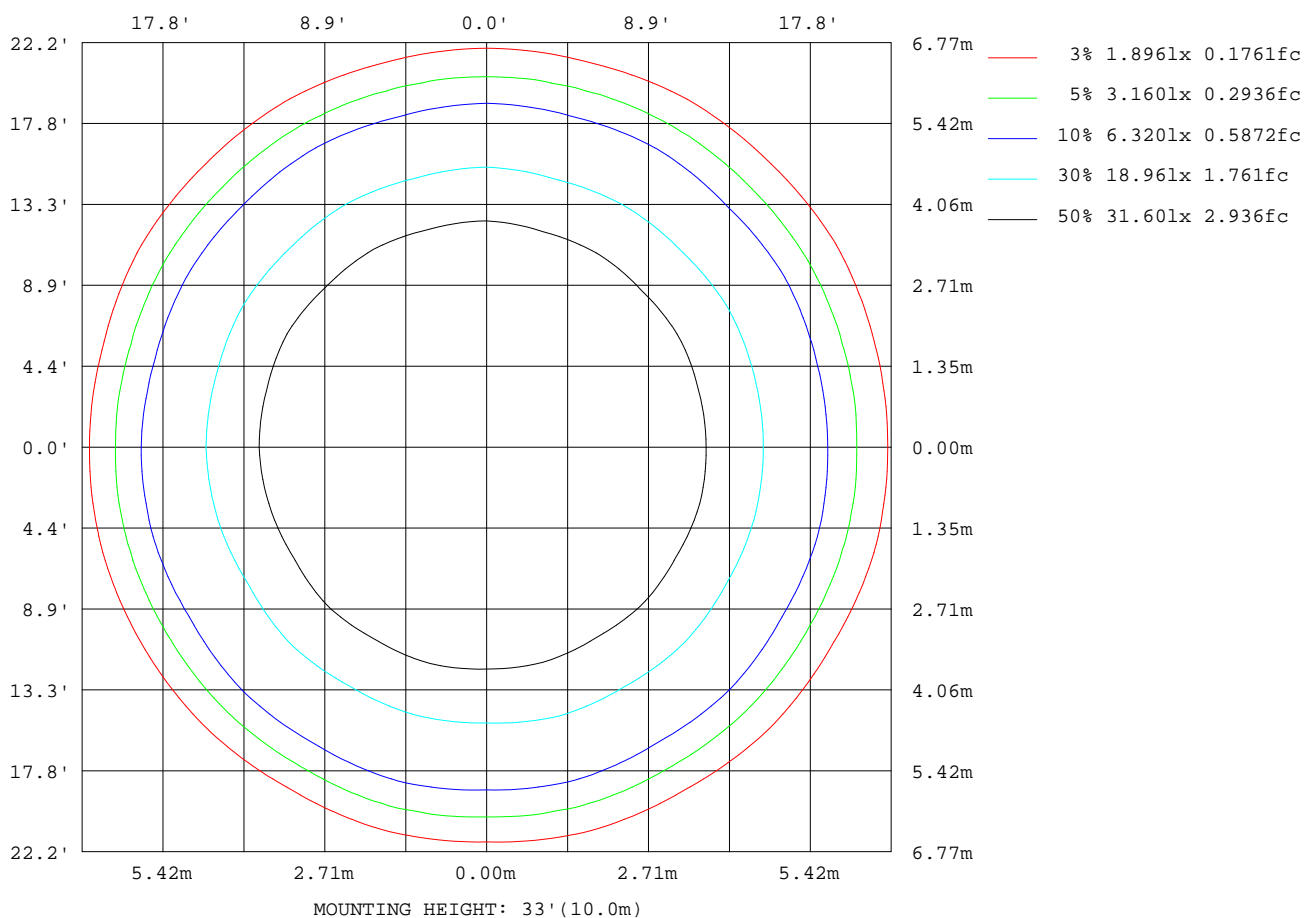
Note:The Curves indicate the illuminated area and the average illumination when the luminaire is at different distance.

C Range: 0 - 360DEG
C Interval: 15.0DEG
Test Speed: HIGH
Temperature:25.3DEG
Operators:ZhangXiao
Test Date:2016-08-01

γ Range: 0 - 180DEG
γ Interval: 1.0DEG
Test System:EVERFINE GO-2000B_V1 SYSTEM V2.0.265
Humidity:65.0%
Test Distance:6.610m [K=1.0000]
Remarks:

ISOLUX DIAGRAM

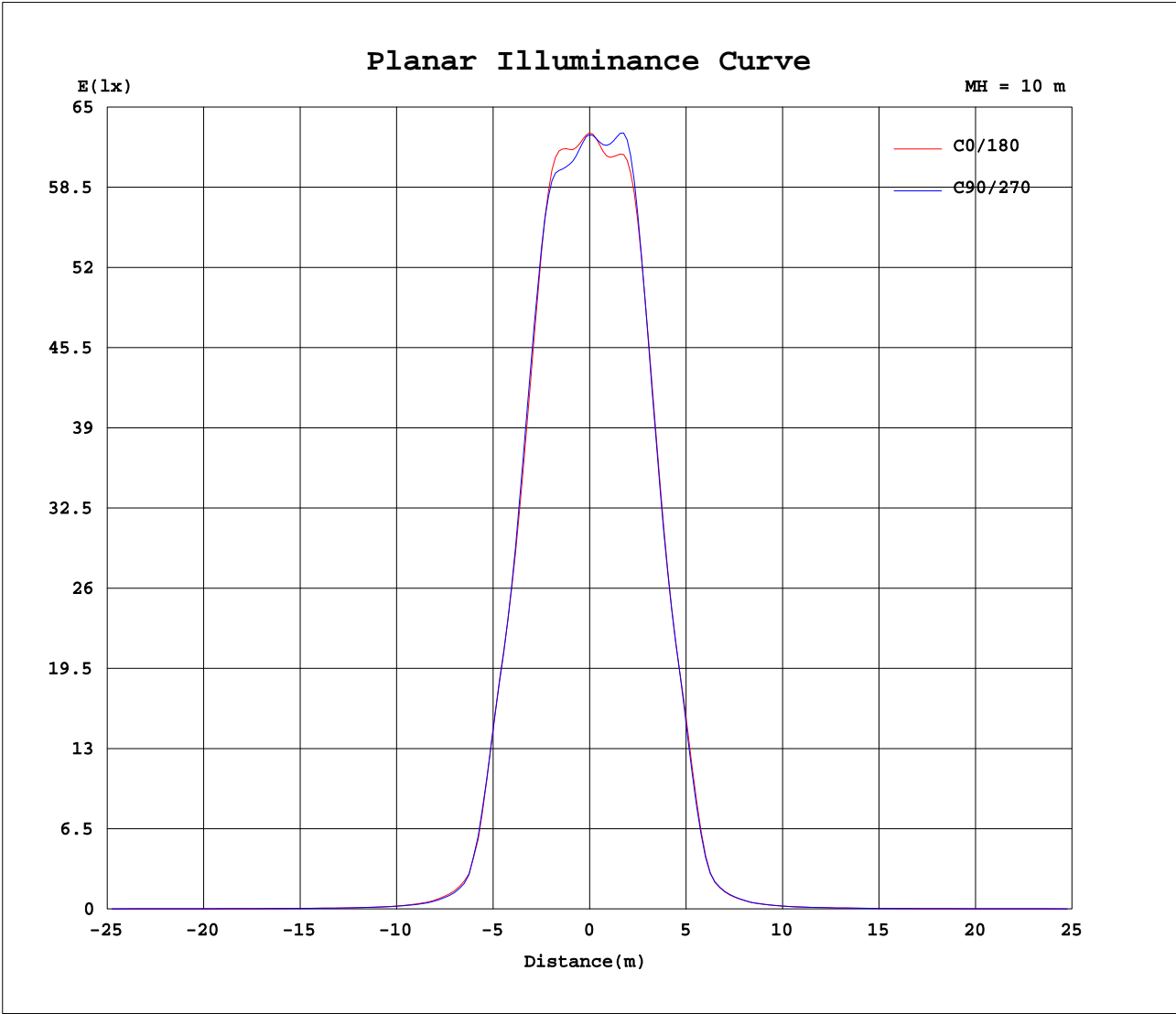
Test:U:226.6V I:0.1790A P:38.60W PF:0.9490 Lamp Flux:3678.58x1 lm		
NAME:	TYPE:	WEIGHT:
DIM.:	SPEC.:	SERIAL No.:
MFR.: Rayconn	SUR.:	PROTECTION ANGLE:



C Range: 0 - 360DEG
C Interval: 15.0DEG
Test Speed: HIGH
Temperature: 25.3DEG
Operators: ZhangXiao
Test Date: 2016-08-01

γ Range: 0 - 180DEG
γ Interval: 1.0DEG
Test System: EVERFINE GO-2000B_V1 SYSTEM V2.0.265
Humidity: 65.0%
Test Distance: 6.610m [K=1.0000]
Remarks:

Planar Illuminance Curve



C Range: 0 - 360DEG
C Interval: 15.0DEG
Test Speed: HIGH
Temperature: 25.3DEG
Operators: ZhangXiao
Test Date: 2016-08-01

γ Range: 0 - 180DEG
 γ Interval: 1.0DEG
Test System: EVERFINE GO-2000B_V1 SYSTEM V2.0.265
Humidity: 65.0%
Test Distance: 6.610m [K=1.0000]
Remarks:

LUMINOUS DISTRIBUTION INTENSITY DATA

Test:U:226.6V I:0.1790A P:38.60W PF:0.9490 Lamp Flux:3678.58x1 lm																			
NAME:										TYPE:					WEIGHT:				
DIM.:										SPEC.:					SERIAL No.:				
MFR.: Rayconn										SUR.:					PROTECTION ANGLE:				

Table--1

UNIT: cd

C(DEG) γ (DEG)	0	15	30	45	60	75	90	105	120	135	150	165	180	195	210	225	240	255	270
0	6279	6279	6279	6279	6279	6279	6279	6279	6279	6279	6279	6279	6279	6279	6279	6279	6279	6279	6279
5	6213	6191	6177	6165	6154	6147	6135	6113	6114	6123	6135	6146	6165	6182	6204	6236	6253	6268	6265
10	6368	6329	6294	6292	6300	6273	6250	6223	6253	6297	6357	6378	6391	6421	6475	6568	6602	6624	6589
15	5527	5596	5538	5588	5555	5643	5611	5676	5670	5778	5764	5832	5871	5867	5983	5966	6019	5915	5901
20	3867	3902	3853	3930	3881	3976	3971	4035	3990	4080	3993	4085	4174	4163	4270	4155	4207	4089	4132
25	2499	2507	2483	2536	2493	2549	2481	2517	2476	2531	2457	2543	2587	2575	2624	2577	2603	2539	2589
30	869	909	859	929	876	959	910	980	918	965	903	975	976	916	968	927	962	894	939
35	269	270	257	258	248	251	243	252	243	253	253	258	253	251	264	258	265	256	260
40	126	124	118	118	114	115	113	115	113	117	118	120	117	117	121	120	122	120	121
45	70.3	69.1	66.9	66.9	65.5	66.1	65.2	66.0	65.6	66.9	67.4	68.5	67.2	66.8	68.8	68.6	69.1	68.4	68.3
50	45.2	45.4	45.1	45.1	44.6	44.8	44.6	44.9	45.1	45.8	46.2	46.4	45.3	45.2	46.0	45.7	46.0	45.6	45.8
55	33.8	34.2	34.2	34.4	34.1	34.3	34.3	34.6	34.7	35.1	35.3	35.4	34.4	34.2	34.6	34.4	34.5	34.2	34.4
60	26.8	27.2	27.2	27.4	27.3	27.6	27.6	27.8	27.8	28.1	28.2	28.3	27.3	27.1	27.4	27.0	27.2	26.9	27.1
65	22.5	22.7	22.8	22.9	22.8	22.9	23.0	23.1	23.2	23.3	23.4	23.4	22.4	22.4	22.6	22.5	22.5	22.4	22.5
70	18.6	18.8	18.8	18.9	18.8	19.0	19.0	19.1	19.1	19.3	19.4	19.4	18.6	18.6	18.7	18.7	18.7	18.6	18.7
75	15.2	15.4	15.3	15.5	15.4	15.5	15.5	15.7	15.6	15.8	15.8	15.8	15.5	15.5	15.7	15.7	15.6	15.6	15.6
80	12.1	12.2	12.1	12.3	12.1	12.2	12.2	12.3	12.3	12.4	12.5	12.5	12.8	12.8	12.9	13.0	12.9	12.8	12.8
85	9.32	9.37	9.39	9.72	9.36	9.28	9.29	9.37	9.34	9.44	9.47	9.56	10.5	10.5	10.9	11.3	10.7	10.6	10.6
90	7.12	7.10	7.31	7.94	7.46	7.22	7.34	7.32	7.29	7.21	7.21	7.22	8.67	8.66	8.92	9.82	8.96	8.69	8.75
95	6.91	6.87	7.14	7.67	7.26	6.97	7.09	7.04	7.05	6.99	6.99	6.94	8.79	8.80	9.10	9.56	8.99	8.82	8.87
100	6.80	6.78	6.86	7.03	6.97	6.84	6.90	6.91	6.90	6.85	6.86	6.81	8.95	8.97	9.03	9.21	9.07	8.99	8.98
105	6.94	6.92	6.96	7.02	7.03	6.98	7.02	7.01	7.00	6.96	6.97	6.94	9.26	9.28	9.29	9.38	9.31	9.30	9.27
110	7.71	7.67	7.75	7.74	7.77	7.70	7.75	7.70	7.73	7.66	7.68	7.63	9.95	10.0	9.96	10.0	9.97	10.0	9.98
115	9.24	9.18	9.29	9.25	9.31	9.18	9.25	9.16	9.24	9.11	9.16	9.08	11.1	11.2	11.1	11.2	11.2	11.2	11.2
120	11.5	11.4	11.6	11.5	11.6	11.4	11.5	11.4	11.5	11.3	11.4	11.3	12.9	13.0	12.9	13.0	12.9	13.0	13.0
125	14.3	14.2	14.4	14.3	14.4	14.3	14.3	14.2	14.3	14.1	14.1	14.0	15.2	15.3	15.2	15.3	15.2	15.3	15.3
130	17.3	17.2	17.4	17.3	17.4	17.3	17.3	17.2	17.3	17.1	17.1	17.0	17.9	18.0	17.8	17.9	17.8	18.0	17.9
135	20.3	20.2	20.4	20.3	20.4	20.3	20.3	20.2	20.3	20.1	20.1	20.0	20.7	20.8	20.6	20.7	20.7	20.8	20.7
140	23.3	23.2	23.3	23.2	23.3	23.2	23.3	23.1	23.2	23.1	23.1	23.0	23.6	23.6	23.5	23.6	23.5	23.6	23.6
145	26.1	26.0	26.1	26.0	26.1	26.1	26.2	26.0	26.0	25.9	26.0	25.9	26.3	26.4	26.3	26.4	26.3	26.4	26.3
150	28.5	28.4	28.5	28.4	28.5	28.5	28.6	28.4	28.4	28.3	28.5	28.3	28.6	28.7	28.6	28.7	28.7	28.7	28.7
155	29.9	29.9	30.0	29.9	30.0	30.0	30.0	29.9	30.0	29.9	30.0	29.9	30.2	30.2	30.2	30.2	30.2	30.2	30.2
160	30.4	30.4	30.4	30.4	30.4	30.4	30.5	30.4	30.4	30.4	30.4	30.4	30.7	30.7	30.7	30.7	30.7	30.7	30.7
165	30.0	30.0	30.0	30.0	30.1	30.1	30.1	30.1	30.1	30.1	30.1	30.1	30.4	30.4	30.4	30.4	30.4	30.4	30.4
170	29.6	29.6	29.6	29.6	29.7	29.7	29.7	29.7	29.7	29.7	29.8	29.8	30.0	30.0	30.0	30.0	30.0	30.0	30.0
175	29.9	29.9	29.9	29.9	30.0	29.9	30.0	30.0	30.0	30.0	30.0	30.0	30.1	30.1	30.2	30.2	30.2	30.2	30.2
180	30.5	30.5	30.6	30.6	30.6	30.6	30.6	30.6	30.6	30.6	30.6	30.6	30.5	30.5	30.6	30.6	30.6	30.6	30.6

C Range: 0 - 360DEG
C Interval: 15.0DEG
Test Speed: HIGH
Temperature:25.3DEG
Operators:ZhangXiao
Test Date:2016-08-01

γ Range: 0 - 180DEG
γ Interval: 1.0DEG
Test System:EVERFINE GO-2000B_V1 SYSTEM V2.0.265
Humidity:65.0%
Test Distance:6.610m [K=1.0000]
Remarks:

LUMINOUS DISTRIBUTION INTENSITY DATA

Test:U:226.6V I:0.1790A P:38.60W PF:0.9490 Lamp Flux:3678.58x1 lm					
NAME:			TYPE:		WEIGHT:
DIM.:			SPEC.:		SERIAL No.:
MFR.: Rayconn			SUR.:		PROTECTION ANGLE:

Table--2

UNIT: cd

C(DEG) γ (DEG)	285	300	315	330	345														
0	6279	6279	6279	6279	6279														
5	6265	6249	6251	6236	6224														
10	6564	6523	6513	6466	6420														
15	5767	5776	5631	5666	5548														
20	3991	4011	3901	3956	3872														
25	2500	2534	2494	2554	2513														
30	889	935	863	925	871														
35	256	271	271	282	273														
40	121	127	127	131	129														
45	68.3	70.0	71.0	71.8	71.3														
50	45.4	46.1	45.8	46.3	45.5														
55	34.1	34.4	34.1	34.2	33.8														
60	26.9	27.1	26.8	26.9	26.6														
65	22.5	22.6	22.5	22.4	22.3														
70	18.6	18.7	18.7	18.6	18.6														
75	15.5	15.6	15.6	15.6	15.5														
80	12.8	12.9	12.8	12.8	12.8														
85	10.6	10.6	10.5	10.5	10.5														
90	8.67	8.64	8.68	8.66	8.81														
95	8.82	8.80	8.84	8.80	8.90														
100	8.98	8.96	8.99	8.97	9.09														
105	9.29	9.25	9.29	9.26	9.40														
110	10.00	9.94	9.99	9.97	10.0														
115	11.2	11.2	11.2	11.2	11.3														
120	13.0	12.9	13.0	13.0	13.1														
125	15.3	15.3	15.4	15.4	15.5														
130	18.0	17.9	18.1	18.1	18.2														
135	20.8	20.8	20.9	20.9	21.0														
140	23.7	23.7	23.8	23.7	23.8														
145	26.5	26.4	26.5	26.4	26.6														
150	28.8	28.7	28.8	28.7	28.8														
155	30.3	30.3	30.3	30.2	30.3														
160	30.7	30.7	30.7	30.7	30.7														
165	30.4	30.4	30.4	30.4	30.4														
170	30.0	30.0	30.0	30.0	30.0														
175	30.2	30.2	30.2	30.2	30.2														
180	30.6	30.6	30.6	30.6	30.6														

C Range: 0 - 360DEG
C Interval: 15.0DEG
Test Speed: HIGH
Temperature:25.3DEG
Operators:ZhangXiao
Test Date:2016-08-01

γ Range: 0 - 180DEG
γ Interval: 1.0DEG
Test System:EVERFINE GO-2000B_V1 SYSTEM V2.0.265
Humidity:65.0%
Test Distance:6.610m [K=1.0000]
Remarks: