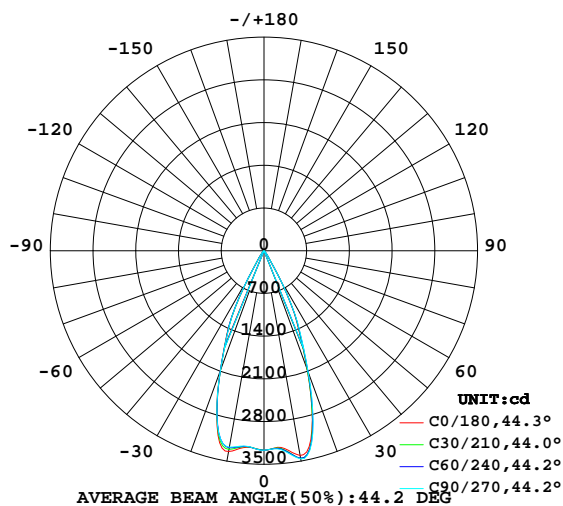


LUMINAIRE PHOTOMETRIC TEST REPORT

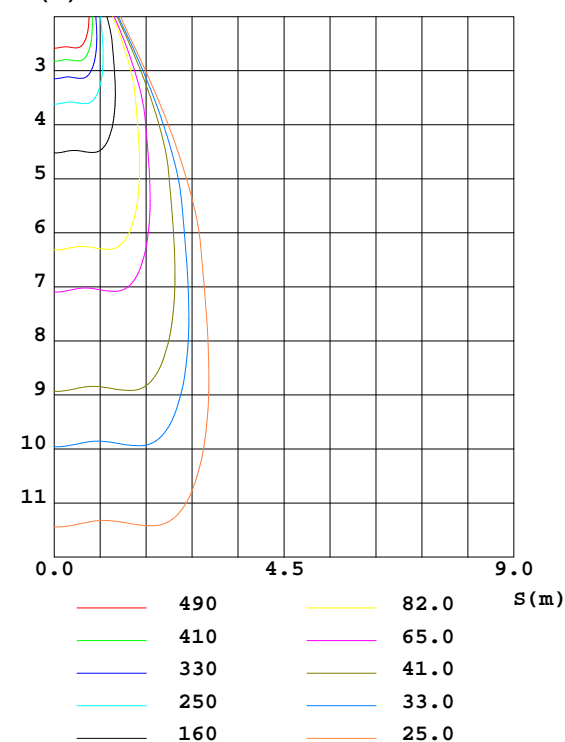
Test:U:226.6V I:0.1260A P:27.60W PF:0.9610 Lamp Flux:1918.77x1 lm		
NAME:	TYPE:	WEIGHT:
DIM.:	SPEC.:	SERIAL No.:
MFR.: Rayconn	SUR.:	PROTECTION ANGLE:

DATA OF LAMP		PHOTOMETRIC DATA Eff: 69.52 lm/W			
MODEL	TL10-30W-927-W-45	Imax(cd)	3477	S/MH(C0/180)	0.69
NOMINAL POWER(W)	28	LOR(%)	100.0	S/MH(C90/270)	0.70
RATED VOLTAGE(V)	226	TOTAL FLUX(lm)	1918.8	η UP,DN(C0-180)	1.3,49.0
NOMINAL FLUX(lm)	1918.77	CIE CLASS	DIRECT	η UP,DN(C180-360)	1.4,48.4
LAMPS INSIDE	1	η up(%)	2.6	CIBSE SHR NOM	0.50
TEST VOLTAGE(V)	226.6	η down(%)	97.4	CIBSE SHR MAX	0.70

LUMINOUS INTENSITY DISTRIBUTION DIAGRAM



C0 PLANE ISOLUX DIAGRAM (UNIT:lx)



C Range: 0 - 360DEG
 C Interval: 15.0DEG
 Test Speed: HIGH
 Temperature:25.3DEG
 Operators:ZhangXiao
 Test Date:2016-08-15

γ Range: 0 - 180DEG
 γ Interval: 1.0DEG
 Test System:EVERFINE GO-2000B_V1 SYSTEM V2.0.265
 Humidity:65.0%
 Test Distance:6.590m [K=1.0000]
 Remarks:

ZONAL FLUX DIAGRAM

ZONAL FLUX DIAGRAM:

γ	C0	C45	C90	C135	C180	C225	C270	C315	γ	Φ zone	Φ total	%lum, lamp
10	3405	3448	3463	3430	3340	3287	3269	3325	0- 10	314.2	314.2	16.4,16.4
20	2074	2133	2121	2139	2104	2050	2097	2041	10- 20	805.7	1120	58.4,58.4
30	468.7	485.4	441.2	477.2	513.6	486.9	505.4	479.6	20- 30	575.2	1695	88.3,88.3
40	55.66	58.37	58.79	62.27	69.07	68.54	61.87	56.65	30- 40	102.2	1797	93.7,93.7
50	22.89	23.46	23.43	23.75	24.22	23.79	23.42	22.89	40- 50	28.63	1826	95.2,95.2
60	14.15	14.31	14.10	14.26	14.12	14.03	14.16	14.11	50- 60	16.25	1842	96.96
70	9.794	9.856	9.762	9.887	9.653	9.614	9.661	9.657	60- 70	11.70	1854	96.6,96.6
80	6.310	6.354	6.322	6.398	6.539	6.525	6.524	6.555	70- 80	8.487	1862	97.1,97.1
90	3.706	3.660	3.704	3.957	4.394	4.451	4.435	4.873	80- 90	5.674	1868	97.4,97.4
100	3.486	3.453	3.491	3.599	4.557	4.559	4.569	4.715	90-100	4.432	1873	97.6,97.6
110	3.910	3.907	3.908	3.895	5.066	5.070	5.079	5.100	100-110	4.412	1877	97.8,97.8
120	5.869	5.831	5.855	5.787	6.625	6.670	6.672	6.714	110-120	5.206	1882	98.1,98.1
130	8.872	8.811	8.841	8.799	9.278	9.326	9.330	9.357	120-130	6.810	1889	98.4,98.4
140	12.00	11.93	11.96	11.91	12.27	12.31	12.29	12.34	130-140	8.174	1897	98.9,98.9
150	14.74	14.70	14.74	14.69	14.89	14.95	14.89	14.97	140-150	8.478	1906	99.3,99.3
160	15.77	15.77	15.78	15.78	15.93	15.94	15.94	15.96	150-160	7.170	1913	99.7,99.7
170	15.42	15.42	15.42	15.41	15.56	15.54	15.57	15.56	160-170	4.453	1917	99.9,99.9
180	15.88	15.88	15.87	15.85	15.89	15.88	15.87	15.85	170-180	1.484	1919	100,100
DEG	LUMINOUS INTENSITY:cd									UNIT:lm		

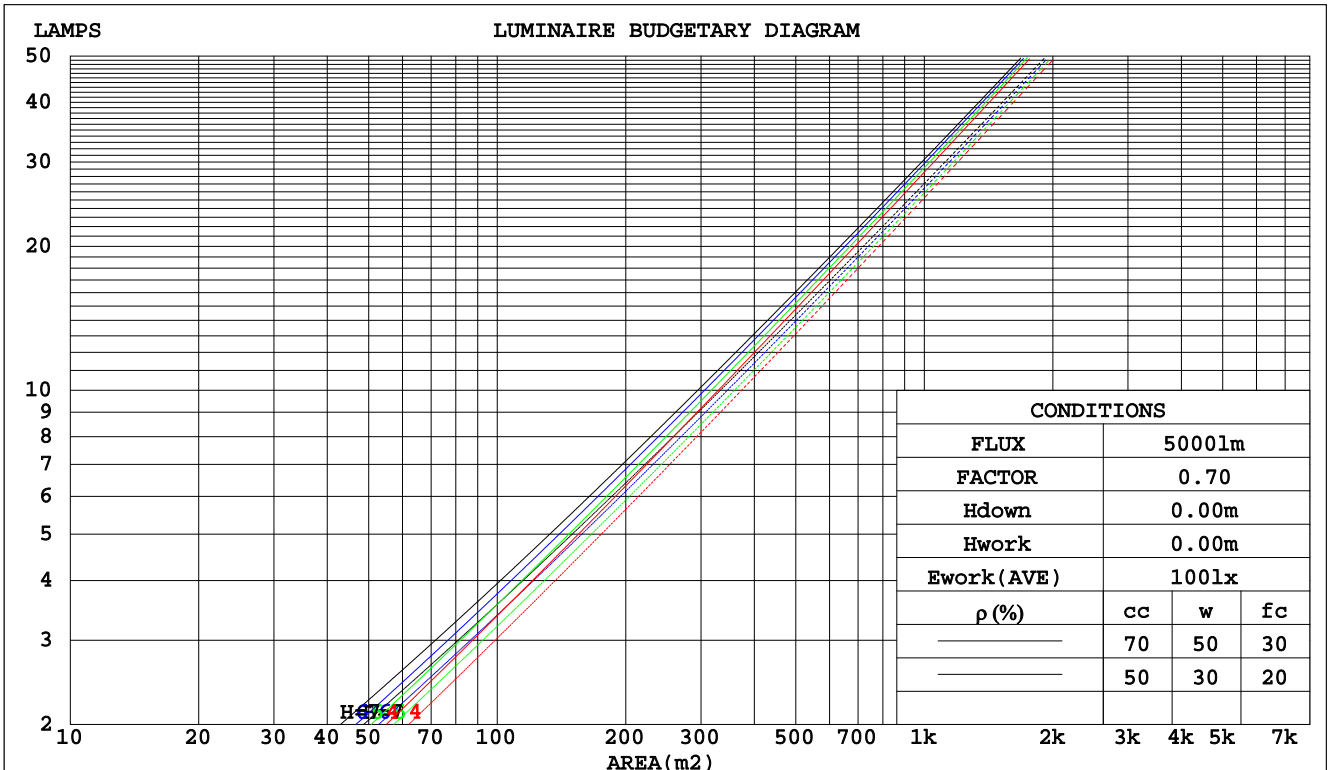
C Range: 0 - 360DEG
C Interval: 15.0DEG
Test Speed: HIGH
Temperature:25.3DEG
Operators:ZhangXiao
Test Date:2016-08-15

γ Range: 0 - 180DEG
γ Interval: 1.0DEG
Test System:EVERFINE GO-2000B_V1 SYSTEM V2.0.265
Humidity:65.0%
Test Distance:6.590m [K=1.0000]
Remarks:

CU AND LUMINAIRE BUDGETARY ESTIMATE DIAGRAM

Test:U:226.6V I:0.1260A P:27.60W PF:0.9610 Lamp Flux:1918.77x1 lm		
NAME:	TYPE:	WEIGHT:
DIM.:	SPEC.:	SERIAL No.:
MFR.: Rayconn	SUR.:	PROTECTION ANGLE:

ρcc	80%			70%			50%			30%			10%			0														
ρw	50%	30%	10%	50%	30%	10%	50%	30%	10%	50%	30%	10%	50%	30%	10%	0														
ρfc	20%			20%			20%			20%			20%			0														
RCR	RCR:Room Cavity Ratio															Coefficients of Utilization(CU)														
0.0	1.18	1.18	1.18	1.15	1.15	1.15	1.10	1.10	1.10	1.04	1.04	1.04	.00	.00	.00	.97														
1.0	1.11	1.08	1.06	1.08	1.06	1.04	1.04	1.02	1.01	.00	.98	.97	.96	.95	.94	.92														
2.0	1.04	1.01	.97	1.02	.99	.96	.99	.96	.94	.95	.93	.91	.92	.91	.89	.87														
3.0	.98	.94	.90	.97	.93	.90	.94	.91	.88	.91	.88	.86	.89	.86	.85	.83														
4.0	.93	.88	.85	.92	.87	.84	.89	.86	.83	.87	.84	.82	.85	.83	.80	.79														
5.0	.88	.83	.80	.87	.83	.79	.85	.81	.78	.84	.80	.77	.82	.79	.76	.75														
6.0	.84	.79	.75	.83	.79	.75	.82	.77	.74	.80	.76	.74	.79	.75	.73	.72														
7.0	.80	.75	.72	.80	.75	.71	.78	.74	.71	.77	.73	.70	.76	.72	.70	.68														
8.0	.77	.72	.68	.76	.71	.68	.75	.71	.67	.74	.70	.67	.73	.69	.67	.65														
9.0	.73	.68	.65	.73	.68	.65	.72	.68	.65	.71	.67	.64	.70	.66	.64	.63														
10.0	.70	.65	.62	.70	.65	.62	.69	.65	.62	.68	.64	.62	.67	.64	.61	.60														



C Range: 0 - 360DEG
C Interval: 15.0DEG
Test Speed: HIGH
Temperature: 25.3DEG
Operators: ZhangXiao
Test Date: 2016-08-15

γ Range: 0 - 180DEG
γ Interval: 1.0DEG
Test System: EVERFINE GO-2000B_V1 SYSTEM V2.0.265
Humidity: 65.0%
Test Distance: 6.590m [K=1.0000]
Remarks:

WEC AND CCEC

Test:U:226.6V I:0.1260A P:27.60W PF:0.9610 Lamp Flux:1918.77x1 lm		
NAME:	TYPE:	WEIGHT:
DIM.:	SPEC.:	SERIAL No.:
MFR.: Rayconn	SUR.:	PROTECTION ANGLE:

pcc	80%			70%			50%			30%			10%			0	
pw	50%	30%	10%	50%	30%	10%	50%	30%	10%	50%	30%	10%	50%	30%	10%	0	
pfc	20%			20%			20%			20%			20%			0	
RCR	RCR:Room Cavity Ratio						Wall Exitance Coefficients(WEC)										
0.0																	
1.0	.165	.094	.030	.158	.090	.029	.144	.082	.026	.131	.075	.024	.119	.069	.022		
2.0	.154	.084	.026	.148	.081	.025	.136	.076	.023	.125	.070	.022	.115	.065	.020		
3.0	.144	.077	.023	.139	.074	.022	.129	.070	.021	.119	.065	.020	.111	.061	.019		
4.0	.136	.071	.021	.131	.069	.020	.123	.065	.019	.114	.061	.019	.107	.058	.018		
5.0	.129	.066	.019	.125	.064	.019	.117	.061	.018	.110	.058	.017	.103	.055	.017		
6.0	.122	.061	.018	.119	.060	.017	.112	.057	.017	.106	.055	.016	.100	.053	.016		
7.0	.116	.058	.016	.113	.056	.016	.107	.054	.016	.102	.052	.015	.096	.050	.015		
8.0	.111	.054	.015	.108	.053	.015	.103	.051	.015	.098	.050	.014	.093	.048	.014		
9.0	.107	.052	.014	.104	.051	.014	.099	.049	.014	.095	.047	.014	.090	.046	.013		
10.0	.102	.049	.014	.100	.048	.013	.096	.047	.013	.091	.045	.013	.088	.044	.013		

pcc	80%			70%			50%			30%			10%			0
pw	50%	30%	10%	50%	30%	10%	50%	30%	10%	50%	30%	10%	50%	30%	10%	0
pfc	20%			20%			20%			20%			20%			0
RCR	RCR:Room Cavity Ratio						Ceiling Cavity Exitance Coefficients(CCEC)									
0.0	.211	.211	.211	.180	.180	.180	.123	.123	.123	.071	.071	.071	.023	.023	.023	
1.0	.191	.178	.166	.163	.152	.143	.112	.105	.099	.064	.061	.057	.021	.020	.019	
2.0	.174	.153	.135	.149	.132	.117	.102	.091	.081	.059	.053	.048	.019	.017	.016	
3.0	.161	.134	.113	.138	.116	.098	.095	.080	.068	.055	.047	.040	.018	.015	.013	
4.0	.150	.119	.096	.128	.103	.083	.088	.072	.059	.051	.042	.035	.016	.014	.011	
5.0	.140	.107	.083	.120	.093	.072	.083	.065	.051	.048	.038	.030	.015	.012	.010	
6.0	.132	.098	.073	.113	.085	.064	.078	.059	.045	.045	.035	.027	.015	.011	.009	
7.0	.125	.090	.065	.108	.078	.057	.074	.055	.040	.043	.032	.024	.014	.011	.008	
8.0	.119	.083	.059	.103	.072	.051	.071	.051	.037	.041	.030	.022	.013	.010	.007	
9.0	.114	.078	.054	.098	.068	.047	.068	.048	.033	.040	.028	.020	.013	.009	.007	
10.0	.109	.074	.050	.094	.064	.044	.065	.045	.031	.038	.027	.018	.012	.009	.006	

C Range: 0 - 360DEG
C Interval: 15.0DEG
Test Speed: HIGH
Temperature:25.3DEG
Operators:ZhangXiao
Test Date:2016-08-15

γ Range: 0 - 180DEG
γ Interval: 1.0DEG
Test System:EVERFINE GO-2000B_V1 SYSTEM V2.0.265
Humidity:65.0%
Test Distance:6.590m [K=1.0000]
Remarks:

Uncorrected UGR Table

Test:U:226.6V I:0.1260A P:27.60W PF:0.9610 Lamp Flux:1918.77x1 lm											
NAME:					TYPE:			WEIGHT:			
DIM.:					SPEC.:			SERIAL No.:			
MFR.: Rayconn					SUR.:			PROTECTION ANGLE:			
ceiling/cavity	0.7	0.7	0.5	0.5	0.3	0.7	0.7	0.5	0.5	0.3	
walls	0.5	0.3	0.5	0.3	0.3	0.5	0.3	0.5	0.3	0.3	
working plane	0.2	0.2	0.2	0.2	0.2	0.2	0.2	0.2	0.2	0.2	
Room dimensions		Viewed crosswise					Viewed endwise				
x = 2H y = 2H	9.6	10.4	9.9	10.6	10.8	9.8	10.6	10.0	10.8	11.0	
	3H	10.4	11.1	10.7	11.3	11.6	10.5	11.2	10.7	11.4	11.7
	4H	10.8	11.5	11.1	11.8	12.1	10.9	11.6	11.2	11.9	12.1
	6H	11.4	12.0	11.7	12.3	12.6	11.4	12.1	11.8	12.4	12.7
	8H	11.7	12.3	12.0	12.6	12.9	11.7	12.4	12.1	12.7	13.0
	12H	12.1	12.7	12.4	13.0	13.3	12.1	12.7	12.5	13.0	13.3
4H	2H	9.8	10.5	10.1	10.8	11.0	9.9	10.6	10.2	10.9	11.1
	3H	10.8	11.4	11.1	11.7	12.0	10.8	11.4	11.2	11.8	12.1
	4H	11.4	12.0	11.8	12.3	12.7	11.5	12.0	11.9	12.4	12.7
	6H	12.2	12.7	12.6	13.1	13.4	12.2	12.7	12.6	13.1	13.5
	8H	12.6	13.1	13.1	13.5	13.9	12.6	13.1	13.1	13.5	13.9
	12H	13.1	13.5	13.6	13.9	14.4	13.1	13.6	13.6	14.0	14.4
8H	4H	11.7	12.1	12.1	12.5	12.9	11.7	12.2	12.1	12.6	13.0
	6H	12.7	13.0	13.1	13.5	13.9	12.7	13.1	13.1	13.5	14.0
	8H	13.2	13.6	13.7	14.0	14.5	13.3	13.6	13.8	14.1	14.6
	12H	13.9	14.2	14.4	14.7	15.2	14.0	14.2	14.5	14.7	15.3
12H	4H	11.7	12.1	12.2	12.5	13.0	11.7	12.2	12.2	12.6	13.0
	6H	12.8	13.1	13.3	13.6	14.1	12.8	13.1	13.3	13.6	14.1
	8H	13.4	13.7	14.0	14.2	14.7	13.5	13.7	14.0	14.2	14.8
Variations with the observer position at spacings:											
S = 1.0H	+ 0.5 / - 0.5					+ 0.6 / - 0.5					
1.5H	+ 1.1 / - 0.4					+ 1.2 / - 0.4					
2.0H	+ 0.3 / - 0.2					+ 0.4 / - 0.2					

CIE Pub.117 Corrected 1919 lm Total Lamp Luminous Flux.(8log(F/F0) = 2.3)

C Range: 0 - 360DEG
C Interval: 15.0DEG
Test Speed: HIGH
Temperature:25.3DEG
Operators:ZhangXiao
Test Date:2016-08-15

γ Range: 0 - 180DEG
γ Interval: 1.0DEG
Test System:EVERFINE GO-2000B_V1 SYSTEM V2.0.265
Humidity:65.0%
Test Distance:6.590m [K=1.0000]
Remarks:

UTILIZATION FACTORS TABLE

Test:U:226.6V I:0.1260A P:27.60W PF:0.9610 Lamp Flux:1918.77x1 lm		
NAME:	TYPE:	WEIGHT:
DIM.:	SPEC.:	SERIAL No.:
MFR.: Rayconn	SUR.:	PROTECTION ANGLE:

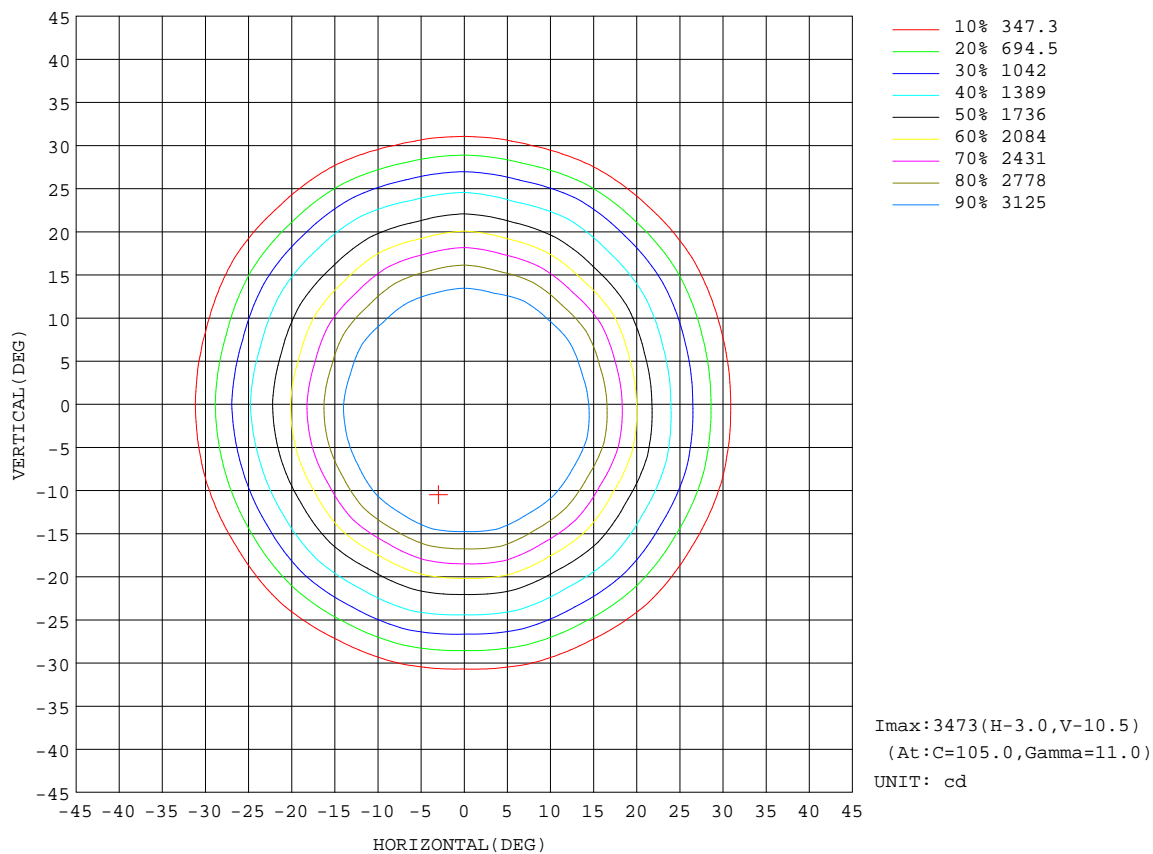
REFLECTANCE										
Ceiling	0.8	0.8	0.8	0.7	0.7	0.7	0.5	0.5	0.5	0
Walls	0.7	0.5	0.3	0.7	0.5	0.3	0.7	0.5	0.3	0
Working plane	0.2	0.2	0.2	0.2	0.2	0.2	0.2	0.2	0.2	0
ROOM INDEX	UTILIZATION FACTORS(PERCENT) $k(RI) \times RCR = 5$									
$k = 0.60$	88	82	78	87	81	78	86	81	78	74
0.80	95	89	86	94	89	85	93	88	85	81
1.00	99	93	90	98	93	89	96	92	89	85
1.25	103	98	94	101	97	94	99	95	93	88
1.50	105	101	97	104	100	97	101	98	95	90
2.00	108	104	100	106	102	99	103	100	98	92
2.50	109	106	103	108	104	102	104	102	99	93
3.00	111	108	105	109	106	104	105	103	101	94
4.00	113	110	108	111	108	106	107	105	103	95
5.00	114	112	110	112	110	108	108	106	105	96
ROOM INDEX	UF(total)									Direct
According to DIN EN 13032-2 2004			Suspended					SHRNOM = 1.25		

C Range: 0 - 360DEG
C Interval: 15.0DEG
Test Speed: HIGH
Temperature:25.3DEG
Operators:ZhangXiao
Test Date:2016-08-15

γ Range: 0 - 180DEG
 γ Interval: 1.0DEG
 γ Test System:EVERFINE GO-2000B_V1 SYSTEM V2.0.265
Humidity:65.0%
Test Distance:6.590m [K=1.0000]
Remarks:

ISOCANDELA DIAGRAM

Test:U:226.6V I:0.1260A P:27.60W PF:0.9610 Lamp Flux:1918.77x1 lm		
NAME:	TYPE:	WEIGHT:
DIM.:	SPEC.:	SERIAL No.:
MFR.: Rayconn	SUR.:	PROTECTION ANGLE:




C Range: 0 - 360DEG
C Interval: 15.0DEG
Test Speed: HIGH
Temperature:25.3DEG
Operators:ZhangXiao
Test Date:2016-08-15

γ Range: 0 - 180DEG
γ Interval: 1.0DEG
Test System:EVERFINE GO-2000B_V1 SYSTEM V2.0.265
Humidity:65.0%
Test Distance:6.590m [K=1.0000]
Remarks:

AAI Figure

Test:U:226.6V I:0.1260A P:27.60W PF:0.9610 Lamp Flux:1918.77x1 lm		
NAME:	TYPE:	WEIGHT:
DIM.:	SPEC.:	SERIAL No.:
MFR.: Rayconn	SUR.:	PROTECTION ANGLE:



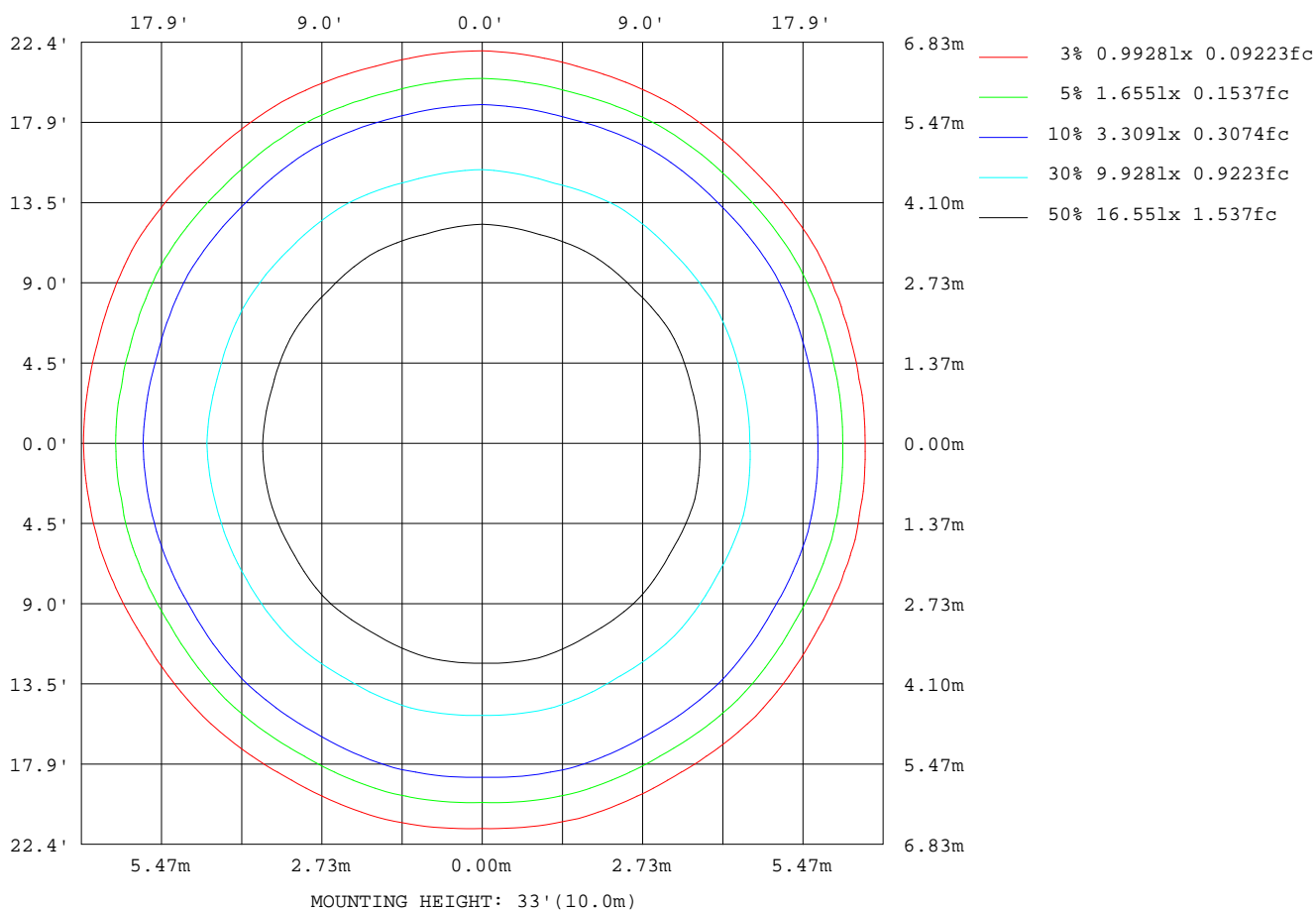
Note: The Curves indicate the illuminated area and the average illumination when the luminaire is at different distance.

C Range: 0 - 360DEG
C Interval: 15.0DEG
Test Speed: HIGH
Temperature: 25.3DEG
Operators: ZhangXiao
Test Date: 2016-08-15

γ Range: 0 - 180DEG
γ Interval: 1.0DEG
Test System: EVERFINE GO-2000B_V1 SYSTEM V2.0.265
Humidity: 65.0%
Test Distance: 6.590m [K=1.0000]
Remarks:

ISOLUX DIAGRAM

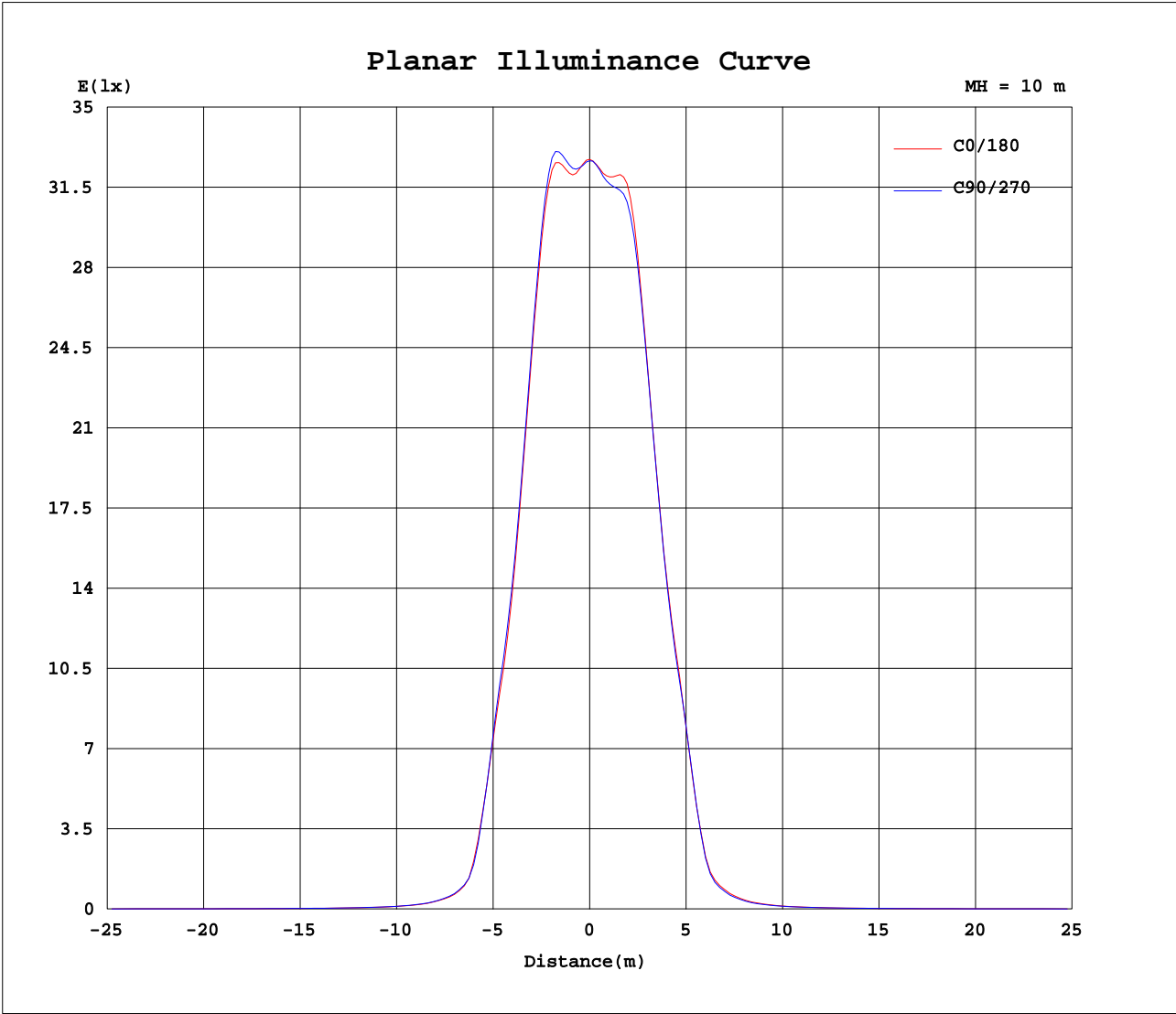
Test:U:226.6V I:0.1260A P:27.60W PF:0.9610 Lamp Flux:1918.77x1 lm		
NAME:	TYPE:	WEIGHT:
DIM.:	SPEC.:	SERIAL No.:
MFR.: Rayconn	SUR.:	PROTECTION ANGLE:



C Range: 0 - 360DEG
C Interval: 15.0DEG
Test Speed: HIGH
Temperature: 25.3DEG
Operators: ZhangXiao
Test Date: 2016-08-15

γ Range: 0 - 180DEG
γ Interval: 1.0DEG
Test System: EVERFINE GO-2000B_V1 SYSTEM V2.0.265
Humidity: 65.0%
Test Distance: 6.590m [K=1.0000]
Remarks:

Planar Illuminance Curve



C Range: 0 - 360DEG
C Interval: 15.0DEG
Test Speed: HIGH
Temperature:25.3DEG
Operators:ZhangXiao
Test Date:2016-08-15

γ Range: 0 - 180DEG
γ Interval: 1.0DEG
Test System:EVERFINE GO-2000B_V1 SYSTEM V2.0.265
Humidity:65.0%
Test Distance:6.590m [K=1.0000]
Remarks:

LUMINOUS DISTRIBUTION INTENSITY DATA

Test:U:226.6V I:0.1260A P:27.60W PF:0.9610 Lamp Flux:1918.77x1 lm																			
NAME:										TYPE:					WEIGHT:				
DIM.:										SPEC.:					SERIAL No.:				
MFR.: Rayconn										SUR.:					PROTECTION ANGLE:				

Table--1

UNIT: cd

C(DEG) γ (DEG)	0	15	30	45	60	75	90	105	120	135	150	165	180	195	210	225	240	255	270
0	3267	3267	3267	3267	3267	3267	3267	3267	3267	3267	3267	3267	3267	3267	3267	3267	3267	3267	3267
5	3236	3243	3252	3253	3263	3260	3272	3270	3267	3255	3248	3235	3232	3228	3222	3221	3219	3215	3216
10	3405	3429	3454	3448	3451	3448	3463	3468	3458	3430	3397	3359	3340	3325	3304	3287	3278	3278	3269
15	3037	3086	3056	3092	3074	3122	3091	3115	3065	3070	3005	3003	2976	2931	2957	2911	2943	2920	2952
20	2074	2118	2073	2133	2109	2163	2121	2142	2096	2139	2090	2113	2104	2056	2090	2050	2095	2048	2097
25	1257	1299	1282	1315	1294	1334	1314	1344	1315	1342	1321	1332	1360	1324	1352	1337	1353	1316	1334
30	469	491	459	485	459	477	441	471	447	477	457	490	514	480	513	487	520	483	505
35	117	120	119	123	120	126	123	128	126	137	135	150	154	149	157	145	147	135	140
40	55.7	57.0	57.0	58.4	57.3	59.2	58.8	60.4	60.1	62.3	63.4	68.2	69.1	71.0	70.7	68.5	65.2	61.7	61.9
45	32.7	33.3	33.5	34.0	33.4	34.3	34.1	34.7	34.4	35.2	35.6	37.4	37.9	37.8	38.4	36.9	36.5	34.9	35.0
50	22.9	23.2	23.4	23.5	23.2	23.5	23.4	23.6	23.5	23.8	23.9	24.4	24.2	24.2	24.4	23.8	23.7	23.3	23.4
55	17.7	17.8	17.9	17.9	17.7	17.9	17.8	17.8	17.8	17.9	18.0	18.2	17.9	17.9	18.0	17.8	17.8	17.6	17.8
60	14.2	14.3	14.2	14.3	14.1	14.2	14.1	14.2	14.1	14.3	14.3	14.5	14.1	14.1	14.2	14.0	14.2	14.0	14.2
65	11.8	11.9	11.9	11.9	11.8	11.9	11.8	11.8	11.8	11.9	11.9	12.1	11.7	11.7	11.7	11.6	11.7	11.7	11.7
70	9.79	9.84	9.82	9.86	9.74	9.78	9.76	9.81	9.78	9.89	9.85	9.96	9.65	9.66	9.68	9.61	9.66	9.61	9.66
75	8.02	8.06	8.02	8.06	7.97	8.03	8.01	8.05	8.03	8.09	8.04	8.12	7.99	8.02	8.03	7.96	7.97	7.95	8.00
80	6.31	6.34	6.32	6.35	6.31	6.33	6.32	6.36	6.33	6.40	6.35	6.40	6.54	6.54	6.56	6.52	6.54	6.50	6.52
85	4.83	4.86	4.85	4.88	4.87	4.91	4.93	4.93	4.91	5.09	4.93	4.95	5.38	5.38	5.39	5.36	5.38	5.36	5.34
90	3.71	3.70	3.65	3.66	3.68	3.66	3.70	3.65	3.65	3.96	3.69	3.67	4.39	4.47	4.45	4.45	4.45	4.46	4.44
95	3.56	3.53	3.54	3.51	3.54	3.51	3.56	3.51	3.54	3.84	3.61	3.54	4.47	4.48	4.48	4.49	4.50	4.50	4.50
100	3.49	3.47	3.48	3.45	3.47	3.46	3.49	3.46	3.47	3.60	3.50	3.45	4.56	4.55	4.56	4.56	4.57	4.57	4.57
105	3.53	3.53	3.53	3.53	3.52	3.52	3.53	3.52	3.52	3.56	3.52	3.51	4.71	4.71	4.71	4.72	4.72	4.72	4.72
110	3.91	3.89	3.91	3.91	3.92	3.89	3.91	3.88	3.91	3.90	3.88	3.86	5.07	5.09	5.06	5.07	5.06	5.09	5.08
115	4.69	4.65	4.70	4.67	4.71	4.66	4.69	4.64	4.68	4.64	4.66	4.62	5.69	5.73	5.69	5.70	5.69	5.73	5.72
120	5.87	5.81	5.87	5.83	5.89	5.81	5.86	5.79	5.86	5.79	5.82	5.77	6.63	6.68	6.64	6.67	6.64	6.69	6.67
125	7.31	7.25	7.31	7.26	7.32	7.24	7.29	7.23	7.31	7.23	7.27	7.20	7.87	7.94	7.89	7.92	7.88	7.95	7.92
130	8.87	8.80	8.85	8.81	8.87	8.79	8.84	8.78	8.86	8.80	8.84	8.77	9.28	9.35	9.29	9.33	9.28	9.36	9.33
135	10.4	10.4	10.4	10.4	10.4	10.4	10.4	10.3	10.4	10.4	10.4	10.4	10.8	10.8	10.8	10.8	10.8	10.8	10.8
140	12.0	11.9	12.0	11.9	12.0	11.9	12.0	11.9	12.0	11.9	12.0	11.9	12.3	12.3	12.2	12.3	12.3	12.3	12.3
145	13.5	13.5	13.5	13.4	13.5	13.4	13.5	13.4	13.5	13.4	13.5	13.4	13.7	13.7	13.7	13.7	13.7	13.7	13.7
150	14.7	14.7	14.8	14.7	14.7	14.7	14.7	14.7	14.7	14.7	14.7	14.7	14.9	14.9	14.9	14.9	14.9	14.9	14.9
155	15.5	15.5	15.6	15.5	15.5	15.5	15.5	15.5	15.5	15.5	15.6	15.5	15.7	15.7	15.7	15.7	15.7	15.7	15.7
160	15.8	15.8	15.8	15.8	15.8	15.8	15.8	15.8	15.8	15.8	15.8	15.8	15.9	15.9	15.9	15.9	15.9	15.9	15.9
165	15.6	15.6	15.6	15.6	15.6	15.6	15.6	15.6	15.6	15.6	15.6	15.6	15.8	15.8	15.8	15.8	15.8	15.8	15.8
170	15.4	15.4	15.4	15.4	15.4	15.4	15.4	15.4	15.4	15.4	15.4	15.4	15.6	15.6	15.6	15.5	15.6	15.6	15.6
175	15.6	15.6	15.6	15.6	15.6	15.6	15.6	15.5	15.5	15.5	15.5	15.5	15.6	15.6	15.6	15.6	15.6	15.6	15.6
180	15.9	15.9	15.9	15.9	15.9	15.9	15.9	15.9	15.9	15.8	15.8	15.8	15.9	15.9	15.9	15.9	15.9	15.9	15.9

C Range: 0 - 360DEG
C Interval: 15.0DEG
Test Speed: HIGH
Temperature: 25.3DEG
Operators: ZhangXiao
Test Date: 2016-08-15

γ Range: 0 - 180DEG
γ Interval: 1.0DEG
Test System: EVERFINE GO-2000B_V1 SYSTEM V2.0.265
Humidity: 65.0%
Test Distance: 6.590m [K=1.0000]
Remarks:

LUMINOUS DISTRIBUTION INTENSITY DATA

Test:U:226.6V I:0.1260A P:27.60W PF:0.9610 Lamp Flux:1918.77x1 lm		
NAME:	TYPE:	WEIGHT:
DIM.:	SPEC.:	SERIAL No.:
MFR.: Rayconn	SUR.:	PROTECTION ANGLE:

Table--2

UNIT: cd

C(DEC) γ (DEC)	285	300	315	330	345														
0	3267	3267	3267	3267	3267														
5	3214	3213	3218	3221	3227														
10	3282	3298	3325	3341	3367														
15	2915	2968	2954	3011	2997														
20	2046	2077	2041	2101	2055														
25	1287	1325	1289	1293	1261														
30	471	508	480	500	474														
35	128	128	121	123	116														
40	59.2	58.7	56.6	57.0	55.4														
45	33.9	34.1	33.2	33.5	32.5														
50	23.1	23.1	22.9	23.1	22.8														
55	17.6	17.7	17.6	17.8	17.6														
60	14.1	14.1	14.1	14.2	14.1														
65	11.7	11.7	11.7	11.8	11.7														
70	9.66	9.67	9.66	9.73	9.67														
75	8.00	8.02	8.05	8.08	8.04														
80	6.51	6.54	6.56	6.59	6.54														
85	5.32	5.39	5.53	5.50	5.36														
90	4.44	4.57	4.87	4.94	4.56														
95	4.49	4.58	4.81	4.75	4.56														
100	4.56	4.58	4.71	4.62	4.60														
105	4.71	4.72	4.75	4.74	4.74														
110	5.09	5.07	5.10	5.10	5.12														
115	5.74	5.71	5.75	5.74	5.78														
120	6.70	6.66	6.71	6.68	6.72														
125	7.96	7.91	7.95	7.91	7.97														
130	9.37	9.30	9.36	9.31	9.37														
135	10.9	10.8	10.8	10.8	10.8														
140	12.3	12.3	12.3	12.3	12.3														
145	13.8	13.7	13.8	13.7	13.8														
150	15.0	14.9	15.0	14.9	15.0														
155	15.7	15.7	15.7	15.7	15.7														
160	15.9	15.9	16.0	16.0	16.0														
165	15.8	15.8	15.8	15.8	15.8														
170	15.6	15.6	15.6	15.6	15.6														
175	15.6	15.6	15.6	15.6	15.6														
180	15.9	15.9	15.8	15.8	15.8														

C Range: 0 - 360DEG
C Interval: 15.0DEG
Test Speed: HIGH
Temperature:25.3DEG
Operators:ZhangXiao
Test Date:2016-08-15

γ Range: 0 - 180DEG
γ Interval: 1.0DEG
γ Test System:EVERFINE GO-2000B_V1 SYSTEM V2.0.265
Humidity:65.0%
Test Distance:6.590m [K=1.0000]
Remarks: