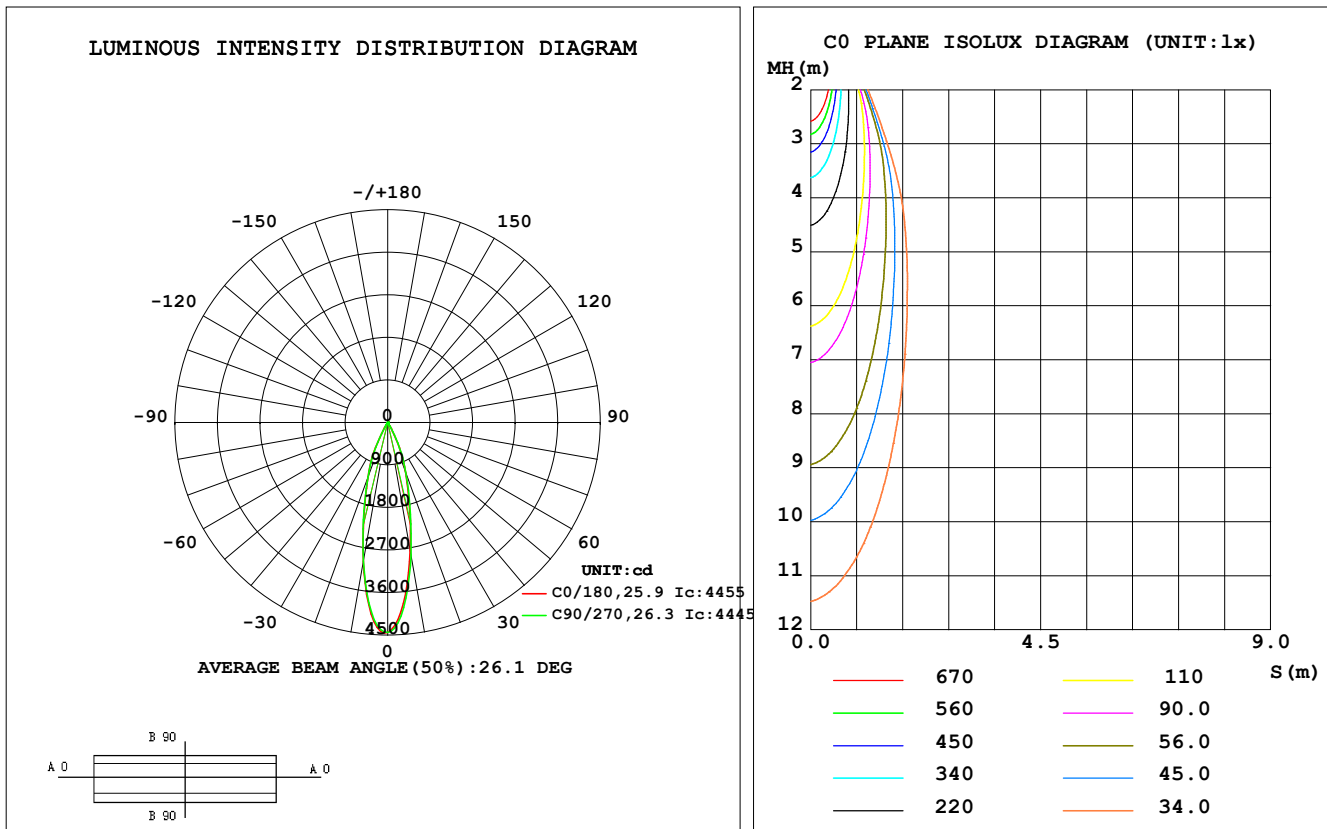


LUMINAIRE PHOTOMETRIC TEST REPORT

Test:U:48.00V I:0.3040A P:14.59W PF:1.000 Freq:50.00Hz Lamp Flux:1243.06x1 lm					
NAME: M20-T41003A-18G40-R24			TYPE:		WEIGHT:
SPEC.:			DIM.:		SERIAL No.:
MFR.:			SUR.:328*21.6		Shielding Angle:

DATA OF LAMP		PHOTOMETRIC DATA				Eff: 85.19 lm/W
MODEL	4000K CRI90	I _{max} (cd)	4455	S/MH(C0/180)	0.45	
NOMINAL POWER(W)	18	LOR(%)	100.0	S/MH(C90/270)	0.45	
RATED VOLTAGE(V)	226	TOTAL FLUX(lm)	1243.1	η UP,DN(C0-180)	0.0,48.1	
NOMINAL FLUX(lm)	1243.06	CIE CLASS	DIRECT	η UP,DN(C180-360)	0.0,51.9	
LAMPS INSIDE	1	η up(%)	0.0	CIBSE SHR NOM	0.00	
TEST VOLTAGE(V)	225.1	η down(%)	100.0	CIBSE SHR MAX	1.00	



C Range: 0 - 360DEG
C Interval: 22.5DEG
Test Speed: HIGH
Temperature:25.3DEG
Operators:ZR
Test Date:2021-08-18

γ Range: 0 - 90DEG
γ Interval: 1.0DEG
Test System:EVERFINE GO-2000B_V1 SYSTEM V2.0.354
Humidity:65.0%
Test Distance:8.402m [K=1.0000]
Remarks:

ZONAL FLUX DIAGRAM

ZONAL FLUX DIAGRAM:

γ	C0	C45	C90	C135	C180	C225	C270	C315	γ	Φ zone	Φ total	%lum, lamp
10	2762	2764	2846	2857	2982	2965	2978	2869	0- 10	342.1	342.1	27.5,27.5
20	1094	1084	1122	1142	1224	1223	1219	1157	10- 20	514.5	856.6	68.9,68.9
30	163.5	272.4	167.4	327.7	201.1	383.7	199.0	328.8	20- 30	301.7	1158	93.2,93.2
40	17.03	28.59	15.80	27.94	28.90	43.73	26.36	46.34	30- 40	57.23	1216	97.8,97.8
50	3.288	4.811	2.936	4.221	13.41	15.10	13.34	15.74	40- 50	11.89	1227	98.7,98.7
60	0.9420	1.437	0.9133	1.197	7.992	8.504	7.941	8.578	50- 60	5.735	1233	99.2,99.2
70	1.229	1.220	1.246	1.180	5.675	5.704	5.662	5.602	60- 70	3.885	1237	99.5,99.5
80	1.470	1.483	1.504	1.439	4.070	4.096	4.058	4.062	70- 80	3.273	1240	99.8,99.8
90	1.669	1.683	1.679	1.688	3.009	3.024	3.009	2.963	80- 90	2.764	1243	100,100
100									90-100			
110									100-110			
120									110-120			
130									120-130			
140									130-140			
150									140-150			
160									150-160			
170									160-170			
180									170-180			
DEG	LUMINOUS INTENSITY:cd									UNIT:lm		

Conical surface Flux(90deg): 1222.8 lm

%lum = 98.4%

%lamp = 98.4%

Conical surface Flux(120deg): 1233.1 lm

%lum = 99.2%

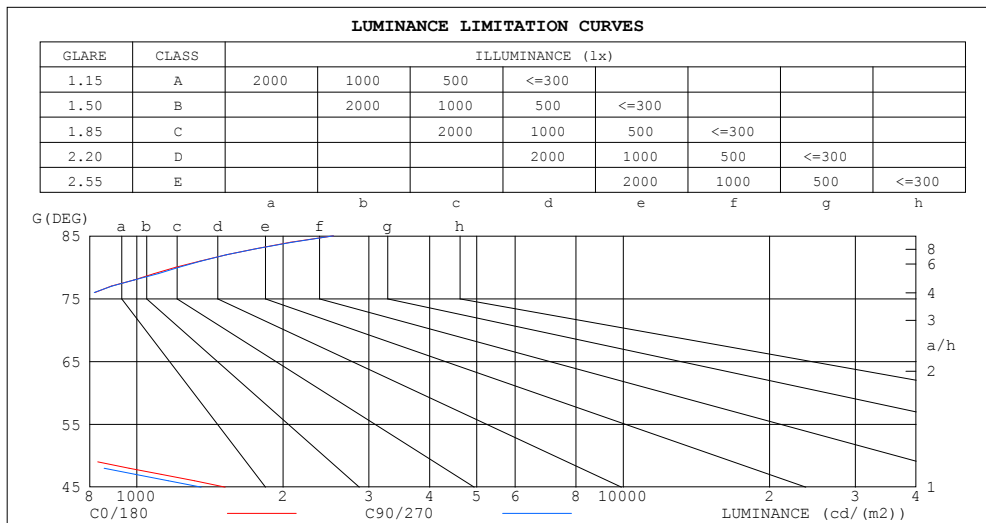
%lamp = 99.2%

C Range: 0 - 360DEG
 C Interval: 22.5DEG
 Test Speed: HIGH
 Temperature:25.3DEG
 Operators:ZR
 Test Date:2021-08-18

γ Range: 0 - 90DEG
 γ Interval: 1.0DEG
 Test System:EVERFINE GO-2000B_V1 SYSTEM V2.0.354
 Humidity:65.0%
 Test Distance:8.402m [K=1.0000]
 Remarks:

LUMINANCE LIMITATION CURVES

Test:U:48.00V I:0.3040A P:14.59W PF:1.000 Freq:50.00Hz Lamp Flux:1243.06x1 lm		
NAME: M20-T41003A-18G40-R24	TYPE:	WEIGHT:
SPEC.:	DIM.:	SERIAL No.:
MFR.:	SUR.:328*21.6	Shielding Angle:



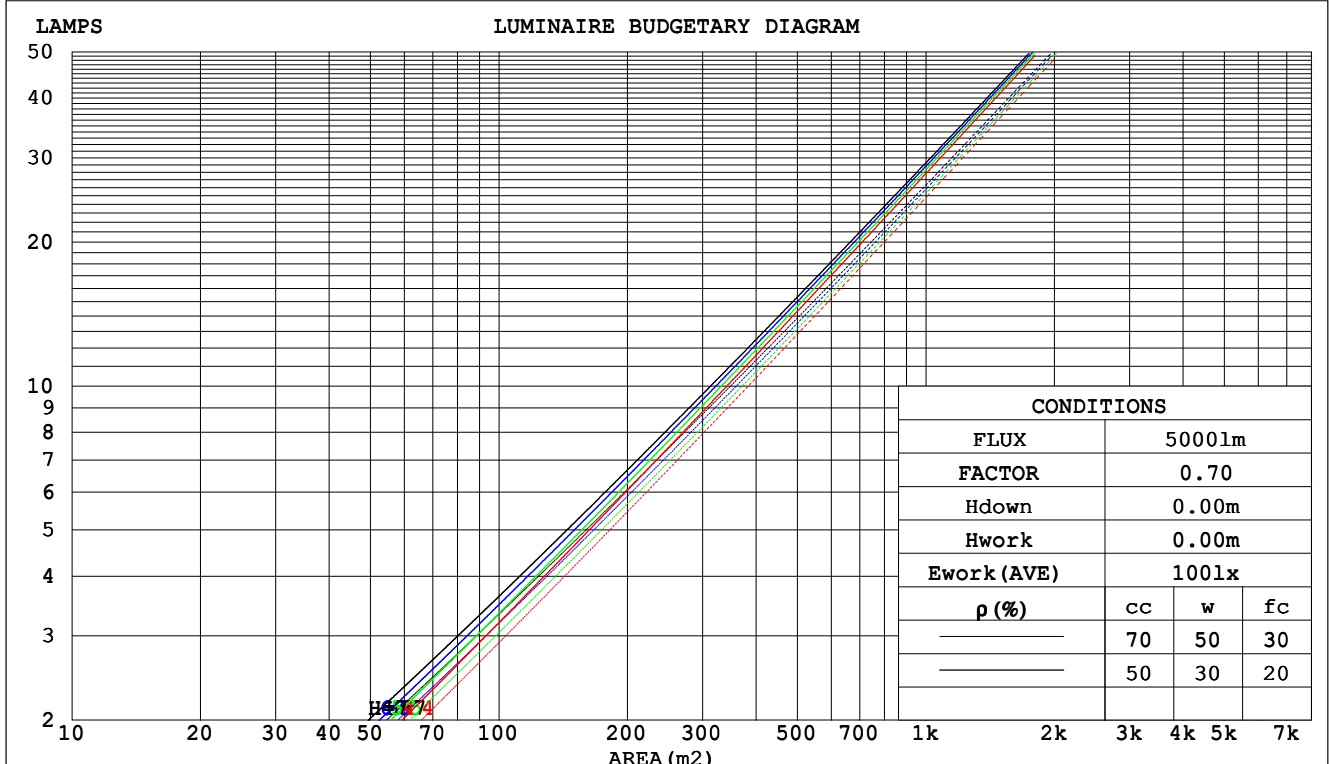
C Range: 0 - 360DEG
C Interval: 22.5DEG
Test Speed: HIGH
Temperature:25.3DEG
Operators:ZR
Test Date:2021-08-18

γ Range: 0 - 90DEG
 γ Interval: 1.0DEG
Test System:EVERFINE GO-2000B_V1 SYSTEM V2.0.354
Humidity:65.0%
Test Distance:8.402m [K=1.0000]
Remarks:

CU AND LUMINAIRE BUDGETARY ESTIMATE DIAGRAM

Test:U:48.00V I:0.3040A P:14.59W PF:1.000 Freq:50.00Hz Lamp Flux:1243.06x1 lm		
NAME: M20-T41003A-18G40-R24	TYPE:	WEIGHT:
SPEC.:	DIM.:	SERIAL No.:
MFR.:	SUR.:328*21.6	Shielding Angle:

pcc	80%			70%			50%			30%			10%			0
pw	50%	30%	10%	50%	30%	10%	50%	30%	10%	50%	30%	10%	50%	30%	10%	0
pfc	20%			20%			20%			20%			20%			0
RCR	RCR:Room Cavity Ratio						Coefficients of Utilization(CU)									
0.0	1.19	1.19	1.19	1.16	1.16	1.16	1.11	1.11	1.11	1.06	1.06	1.06	1.02	1.02	1.02	.00
1.0	1.12	1.10	1.08	1.10	1.08	1.07	1.06	1.05	1.03	1.02	1.01	1.00	.99	.98	.97	.96
2.0	1.06	1.03	1.00	1.05	1.02	.99	1.02	.99	.97	.99	.97	.95	.96	.94	.93	.92
3.0	1.01	.97	.94	.90	.96	.93	.97	.94	.92	.95	.93	.91	.93	.91	.89	.88
4.0	.97	.92	.89	.96	.92	.89	.94	.90	.88	.92	.89	.87	.90	.88	.86	.84
5.0	.93	.88	.85	.92	.88	.84	.90	.86	.84	.89	.85	.83	.87	.84	.82	.81
6.0	.89	.84	.81	.88	.84	.81	.87	.83	.80	.86	.82	.80	.84	.82	.79	.78
7.0	.86	.81	.78	.85	.81	.78	.84	.80	.77	.83	.79	.77	.82	.79	.76	.75
8.0	.82	.78	.75	.82	.78	.75	.81	.77	.74	.80	.77	.74	.79	.76	.74	.73
9.0	.80	.75	.72	.79	.75	.72	.78	.74	.72	.78	.74	.71	.77	.74	.71	.70
10.0	.77	.72	.70	.77	.72	.69	.76	.72	.69	.75	.72	.69	.75	.71	.69	.68



C Range: 0 - 360DEG
 C Interval: 22.5DEG
 Test Speed: HIGH
 Temperature:25.3DEG
 Operators:ZR
 Test Date:2021-08-18

γ Range: 0 - 90DEG
 γ Interval: 1.0DEG
 Test System:EVERFINE GO-2000B_V1 SYSTEM V2.0.354
 Humidity:65.0%
 Test Distance:8.402m [K=1.0000]
 Remarks:

WEC AND CCEC

Test:U:48.00V I:0.3040A P:14.59W PF:1.000 Freq:50.00Hz Lamp Flux:1243.06x1 lm					
NAME: M20-T41003A-18G40-R24			TYPE:		WEIGHT:
SPEC.:			DIM.:		SERIAL No.:
MFR.:			SUR.:328*21.6		Shielding Angle:

pcc	80%			70%			50%			30%			10%			0
pw	50%	30%	10%	50%	30%	10%	50%	30%	10%	50%	30%	10%	50%	30%	10%	0
pfc	20%			20%			20%			20%			20%			0
RCR	RCR:Room Cavity Ratio						Wall Exitance Coefficients(WEC)									
0.0																
1.0	.150	.085	.027	.143	.082	.026	.130	.075	.024	.119	.069	.022	.108	.063	.020	
2.0	.139	.076	.023	.133	.073	.023	.123	.068	.021	.113	.064	.020	.105	.059	.019	
3.0	.130	.069	.021	.125	.067	.020	.116	.063	.019	.108	.059	.018	.101	.056	.017	
4.0	.122	.063	.019	.118	.062	.018	.111	.059	.018	.104	.056	.017	.097	.053	.016	
5.0	.115	.059	.017	.112	.057	.017	.105	.055	.016	.100	.053	.016	.094	.050	.015	
6.0	.109	.055	.016	.106	.054	.015	.101	.052	.015	.096	.050	.015	.091	.048	.014	
7.0	.104	.051	.015	.101	.050	.014	.097	.049	.014	.092	.047	.014	.088	.046	.013	
8.0	.099	.048	.014	.097	.048	.013	.093	.046	.013	.089	.045	.013	.085	.044	.013	
9.0	.095	.046	.013	.093	.045	.013	.089	.044	.013	.086	.043	.012	.082	.042	.012	
10.0	.091	.044	.012	.089	.043	.012	.086	.042	.012	.083	.041	.012	.080	.040	.012	

pcc	80%			70%			50%			30%			10%			0
pw	50%	30%	10%	50%	30%	10%	50%	30%	10%	50%	30%	10%	50%	30%	10%	0
pfc	20%			20%			20%			20%			20%			0
RCR	RCR:Room Cavity Ratio						Ceiling Cavity Exitance Coefficients(CCEC)									
0.0	.190	.190	.190	.163	.163	.163	.111	.111	.111	.064	.064	.064	.020	.020	.020	
1.0	.169	.158	.147	.145	.135	.127	.099	.093	.088	.057	.054	.051	.018	.017	.016	
2.0	.152	.133	.117	.130	.114	.101	.089	.079	.070	.051	.046	.041	.016	.015	.013	
3.0	.137	.113	.094	.118	.098	.082	.081	.068	.057	.047	.040	.034	.015	.013	.011	
4.0	.125	.098	.077	.108	.085	.067	.074	.059	.047	.043	.035	.028	.014	.011	.009	
5.0	.115	.086	.064	.099	.074	.056	.068	.052	.040	.040	.031	.023	.013	.010	.008	
6.0	.107	.076	.054	.092	.066	.047	.063	.046	.033	.037	.027	.020	.012	.009	.007	
7.0	.100	.068	.046	.086	.059	.040	.059	.041	.029	.034	.024	.017	.011	.008	.006	
8.0	.093	.062	.040	.080	.053	.035	.056	.037	.025	.032	.022	.015	.010	.007	.005	
9.0	.088	.056	.035	.076	.049	.030	.052	.034	.021	.031	.020	.013	.010	.007	.004	
10.0	.083	.051	.030	.072	.045	.026	.050	.031	.019	.029	.019	.011	.009	.006	.004	

C Range: 0 - 360DEG
C Interval: 22.5DEG
Test Speed: HIGH
Temperature:25.3DEG
Operators:ZR
Test Date:2021-08-18

γ Range: 0 - 90DEG
γ Interval: 1.0DEG
Test System:EVERFINE GO-2000B_V1 SYSTEM V2.0.354
Humidity:65.0%
Test Distance:8.402m [K=1.0000]
Remarks:

UGR(Unified Glare Rating) Table

Test:U:48.00V I:0.3040A P:14.59W PF:1.000 Freq:50.00Hz Lamp Flux:1243.06x1 lm											
NAME: M20-T41003A-18G40-R24					TYPE:			WEIGHT:			
SPEC.:					DIM.:			SERIAL No.:			
MFR.:					SUR.:328*21.6			Shielding Angle:			
ceiling/cavity	0.7	0.7	0.5	0.5	0.3	0.7	0.7	0.5	0.5	0.3	
walls	0.5	0.3	0.5	0.3	0.3	0.5	0.3	0.5	0.3	0.3	
working plane	0.2	0.2	0.2	0.2	0.2	0.2	0.2	0.2	0.2	0.2	
Room dimensions		Viewed crosswise				Viewed endwise					
x = 2H y = 2H	4.7	5.4	4.9	5.6	5.7	4.5	5.2	4.7	5.4	5.5	
	3H	4.6	5.3	4.9	5.5	5.7	4.4	5.1	4.7	5.3	5.5
	4H	4.7	5.3	5.0	5.5	5.8	4.5	5.1	4.8	5.4	5.6
	6H	4.9	5.5	5.2	5.8	6.0	4.8	5.4	5.0	5.6	5.8
	8H	5.2	5.7	5.5	6.0	6.2	5.0	5.6	5.3	5.8	6.1
	12H	5.5	6.1	5.9	6.4	6.6	5.4	6.0	5.7	6.2	6.5
4H	2H	4.5	5.1	4.8	5.3	5.6	4.3	4.9	4.6	5.1	5.4
	3H	4.5	5.0	4.8	5.3	5.6	4.3	4.8	4.6	5.1	5.4
	4H	4.6	5.1	5.0	5.4	5.7	4.4	5.0	4.8	5.2	5.5
	6H	5.1	5.5	5.4	5.8	6.2	4.9	5.4	5.3	5.7	6.0
	8H	5.5	5.9	5.8	6.2	6.6	5.3	5.7	5.7	6.1	6.4
	12H	6.1	6.5	6.5	6.9	7.2	6.0	6.4	6.4	6.7	7.1
8H	4H	4.6	5.1	5.0	5.4	5.8	4.5	4.9	4.9	5.2	5.6
	6H	5.3	5.7	5.7	6.0	6.5	5.1	5.5	5.6	5.9	6.3
	8H	5.9	6.2	6.4	6.6	7.1	5.8	6.1	6.2	6.5	6.9
	12H	6.8	7.1	7.3	7.6	8.0	6.7	7.0	7.2	7.4	7.9
12H	4H	4.7	5.0	5.1	5.4	5.8	4.5	4.9	4.9	5.2	5.6
	6H	5.4	5.7	5.8	6.1	6.6	5.3	5.6	5.7	6.0	6.4
	8H	6.1	6.4	6.6	6.8	7.3	6.0	6.3	6.5	6.7	7.2
Variations with the observer position at spacings:											
S = 1.0H	+ 1.0 / - 1.2					+ 0.9 / - 1.1					
1.5H	+ 2.3 / - 1.1					+ 2.0 / - 1.0					
2.0H	+ 0.8 / - 0.3					+ 0.7 / - 0.3					

CIE Pub.117, 1243 lm Total Lamp Luminous Flux Correct (8log(F/F0) = 0.8)

C Range: 0 - 360DEG
C Interval: 22.5DEG
Test Speed: HIGH
Temperature:25.3DEG
Operators:ZR
Test Date:2021-08-18

γ Range: 0 - 90DEG
γ Interval: 1.0DEG
Test System:EVERFINE GO-2000B_V1 SYSTEM V2.0.354
Humidity:65.0%
Test Distance:8.402m [K=1.0000]
Remarks:

UTILIZATION FACTORS TABLE

Test:U:48.00V I:0.3040A P:14.59W PF:1.000 Freq:50.00Hz Lamp Flux:1243.06x1 lm		
NAME: M20-T41003A-18G40-R24	TYPE:	WEIGHT:
SPEC.:	DIM.:	SERIAL No.:
MFR.:	SUR.:328*21.6	Shielding Angle:

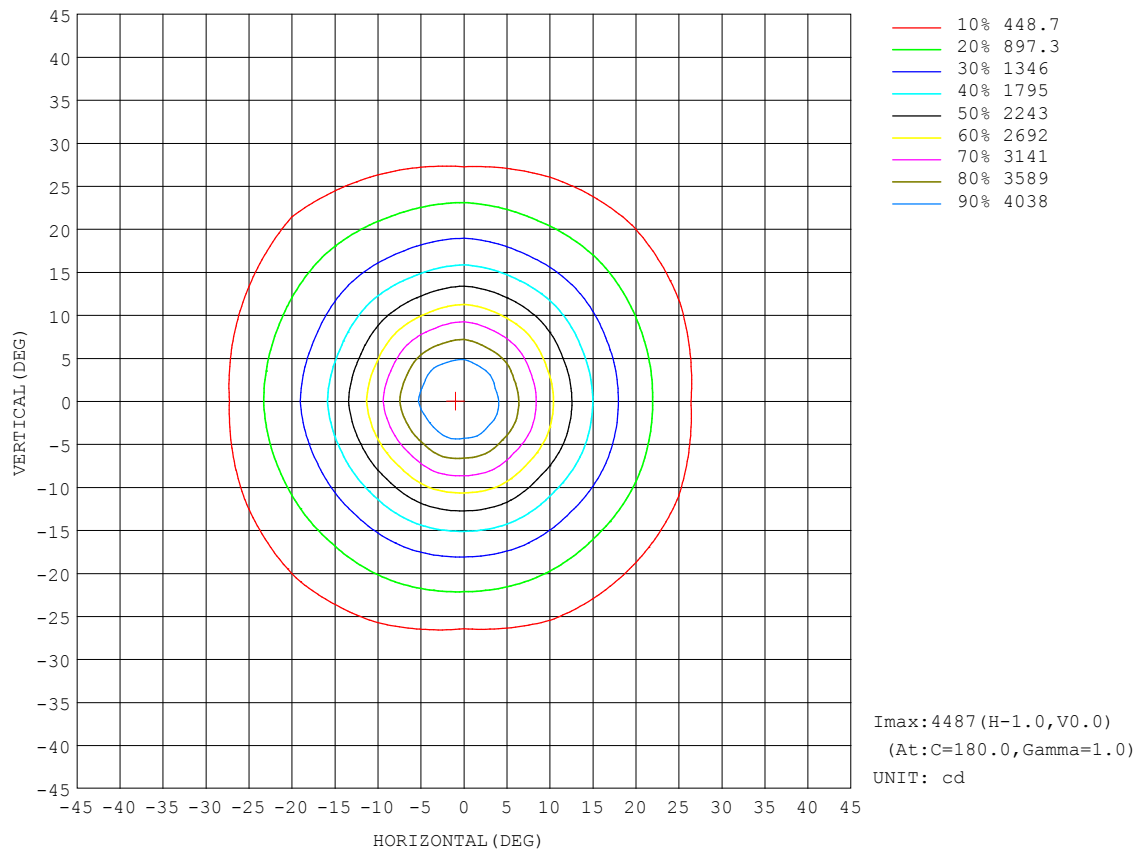
REFLECTANCE										
Ceiling	0.8	0.8	0.8	0.7	0.7	0.7	0.5	0.5	0.5	0
Walls	0.7	0.5	0.3	0.7	0.5	0.3	0.7	0.5	0.3	0
Working plane	0.2	0.2	0.2	0.2	0.2	0.2	0.2	0.2	0.2	0
ROOM INDEX	UTILIZATION FACTORS (PERCENT) $k(RI) \times RCR = 5$									
$k = 0.60$	90	84	81	90	84	81	89	84	81	77
0.80	97	92	88	97	92	88	95	91	88	85
1.00	101	96	93	100	95	92	99	95	92	88
1.25	105	100	97	104	99	96	102	98	95	92
1.50	107	103	100	106	102	99	104	101	98	94
2.00	109	106	103	108	104	102	105	103	100	95
2.50	111	107	105	109	106	104	106	104	102	96
3.00	112	109	107	111	108	105	107	105	103	97
4.00	114	112	110	112	110	108	109	107	106	99
5.00	115	113	112	113	112	110	109	108	107	100
ROOM INDEX	UF (total)									Direct
According to DIN EN 13032-2 2004			Suspended					SHRNOM = 1.25		

C Range: 0 - 360DEG
C Interval: 22.5DEG
Test Speed: HIGH
Temperature:25.3DEG
Operators:ZR
Test Date:2021-08-18

γ Range: 0 - 90DEG
 γ Interval: 1.0DEG
Test System:EVERFINE GO-2000B_V1 SYSTEM V2.0.354
Humidity:65.0%
Test Distance:8.402m [K=1.0000]
Remarks:

ISOCANDELA DIAGRAM

Test:U:48.00V I:0.3040A P:14.59W PF:1.000 Freq:50.00Hz Lamp Flux:1243.06x1 lm		
NAME: M20-T41003A-18G40-R24	TYPE:	WEIGHT:
SPEC.:	DIM.:	SERIAL No.:
MFR.:	SUR.:328*21.6	Shielding Angle:

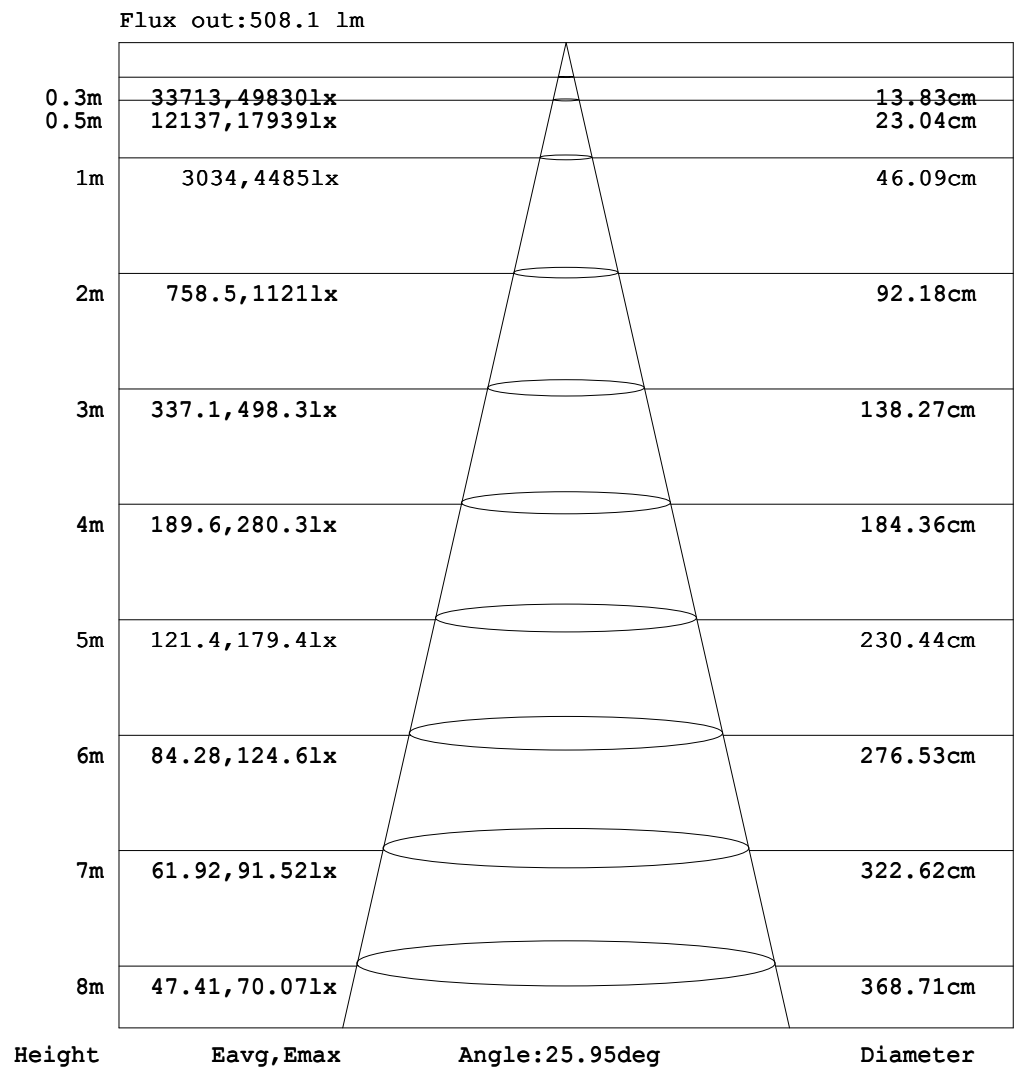


C Range: 0 - 360DEG
C Interval: 22.5DEG
Test Speed: HIGH
Temperature:25.3DEG
Operators:ZR
Test Date:2021-08-18

γ Range: 0 - 90DEG
 γ Interval: 1.0DEG
Test System:EVERFINE GO-2000B_V1 SYSTEM V2.0.354
Humidity:65.0%
Test Distance:8.402m [K=1.0000]
Remarks:

AAI Figure

Test:U:48.00V I:0.3040A P:14.59W PF:1.000 Freq:50.00Hz Lamp Flux:1243.06x1 lm		
NAME: M20-T41003A-18G40-R24	TYPE:	WEIGHT:
SPEC.:	DIM.:	SERIAL No.:
MFR.:	SUR.:328*21.6	Shielding Angle:



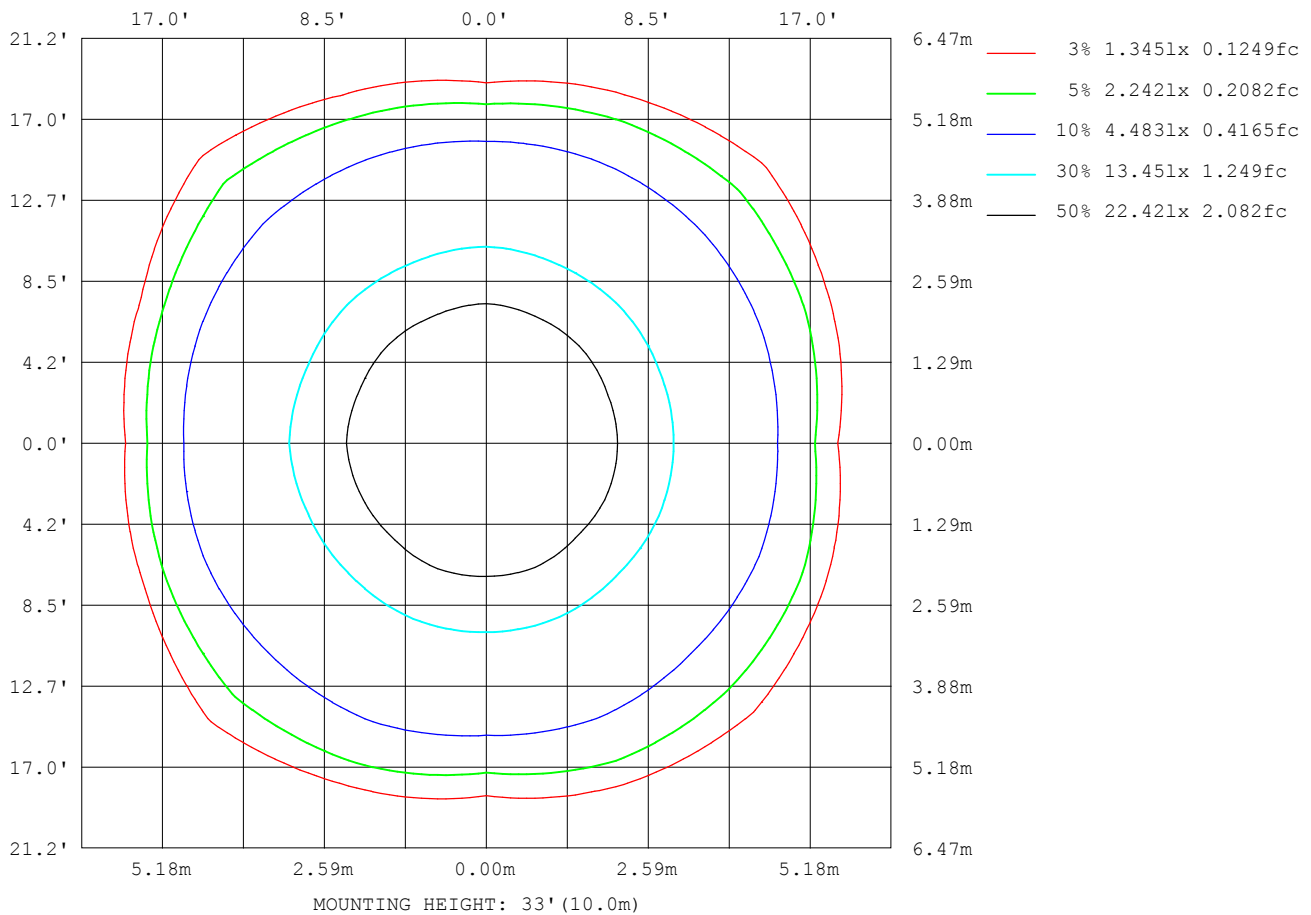
Note:The Curves indicate the illuminated area and the average illumination when the luminaire is at different distance.

C Range: 0 - 360DEG
C Interval: 22.5DEG
Test Speed: HIGH
Temperature:25.3DEG
Operators:ZR
Test Date:2021-08-18

γ Range: 0 - 90DEG
γ Interval: 1.0DEG
Test System:EVERFINE GO-2000B_V1 SYSTEM V2.0.354
Humidity:65.0%
Test Distance:8.402m [K=1.0000]
Remarks:

ISOLUX DIAGRAM

Test:U:48.00V I:0.3040A P:14.59W PF:1.000 Freq:50.00Hz Lamp Flux:1243.06x1 lm		
NAME: M20-T41003A-18G40-R24	TYPE:	WEIGHT:
SPEC.:	DIM.:	SERIAL No.:
MFR.:	SUR.:328*21.6	Shielding Angle:



C Range: 0 - 360DEG
 C Interval: 22.5DEG
 Test Speed: HIGH
 Temperature:25.3DEG
 Operators:ZR
 Test Date:2021-08-18

γ Range: 0 - 90DEG
 γ Interval: 1.0DEG
 Test System:EVERFINE GO-2000B_V1 SYSTEM V2.0.354
 Humidity:65.0%
 Test Distance:8.402m [K=1.0000]
 Remarks:

LED Avg.L Report

Test:U:48.00V I:0.3040A P:14.59W PF:1.000 Freq:50.00Hz Lamp Flux:1243.06x1 lm		
NAME: M20-T41003A-18G40-R24	TYPE:	WEIGHT:
SPEC.:	DIM.:	SERIAL No.:
MFR.:	SUR.:328*21.6	Shielding Angle:

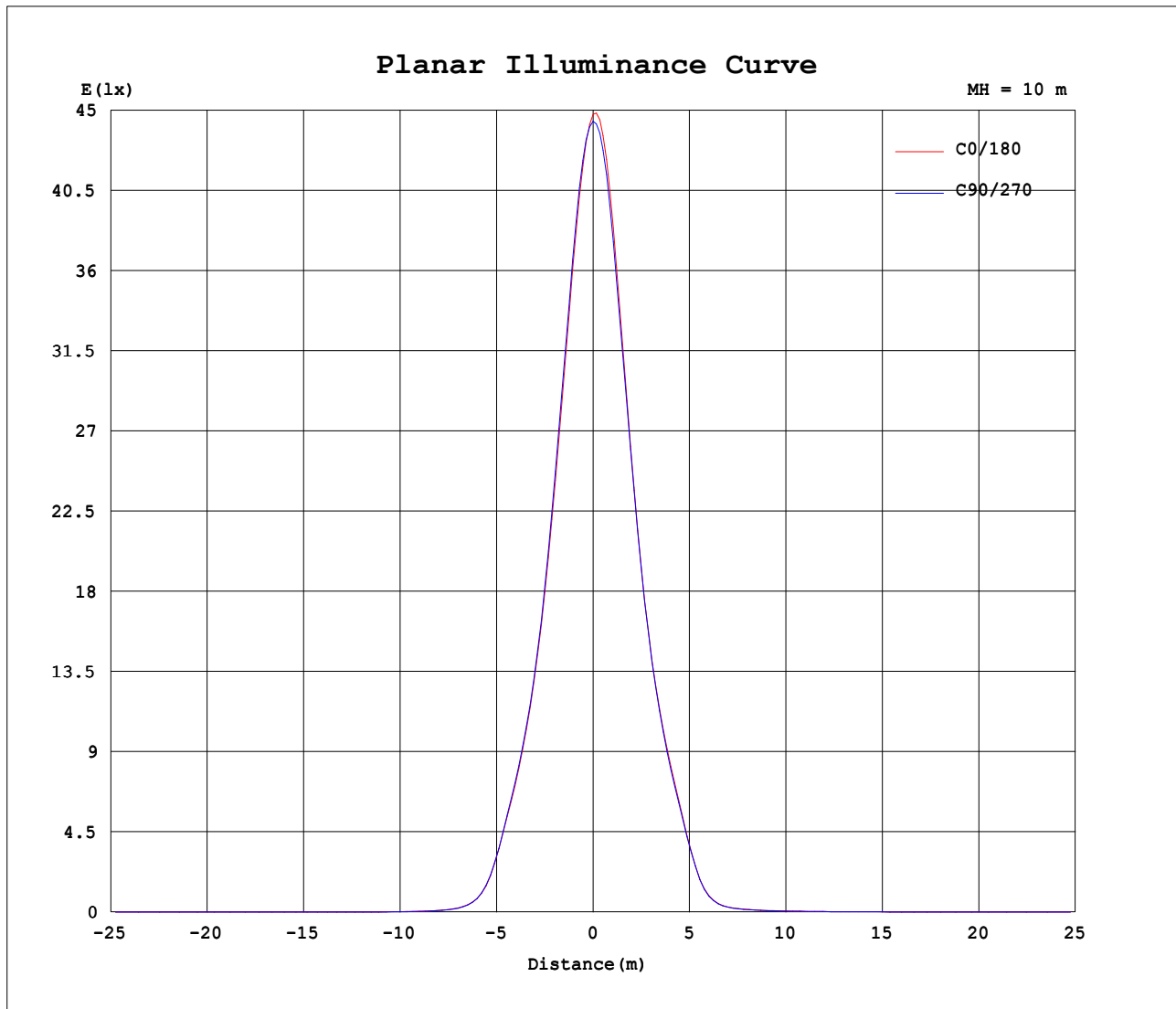
AvgL	cd/m2
L_0~180 (65) av	1291
L_0~180 (75) av	1683
L_0~180 (85) av	4087
L_90~270 (65) av	1288
L_90~270 (75) av	1681
L_90~270 (85) av	4069
L_45 (65) av	1303
L_45 (75) av	1670
L_45 (85) av	4067

Standard: GB/T 29293-2012

C Range: 0 - 360DEG
 C Interval: 22.5DEG
 Test Speed: HIGH
 Temperature:25.3DEG
 Operators:ZR
 Test Date:2021-08-18

γ Range: 0 - 90DEG
 γ Interval: 1.0DEG
 Test System:EVERFINE GO-2000B_V1 SYSTEM V2.0.354
 Humidity:65.0%
 Test Distance:8.402m [K=1.0000]
 Remarks:

Planar Illuminance Curve



C Range: 0 - 360DEG
C Interval: 22.5DEG
Test Speed: HIGH
Temperature: 25.3DEG
Operators: ZR
Test Date: 2021-08-18

γ Range: 0 - 90DEG
 γ Interval: 1.0DEG
Test System: EVERFINE GO-2000B_V1 SYSTEM V2.0.354
Humidity: 65.0%
Test Distance: 8.402m [K=1.0000]
Remarks:

```

γ Range: 0 - 90DEG
γ Interval: 1.0DEG
Test System:EVERFINE GO-2000B_V1 SYSTEM V2.0.354
Humidity:65.0%
Test Distance:8.402m [K=1.0000]
Remarks:

```