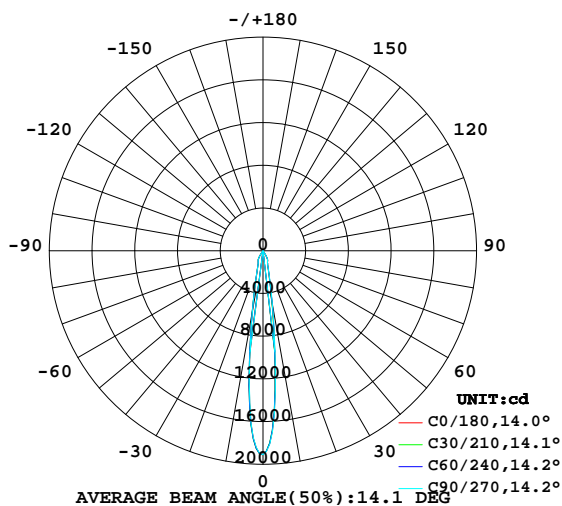


LUMINAIRE PHOTOMETRIC TEST REPORT

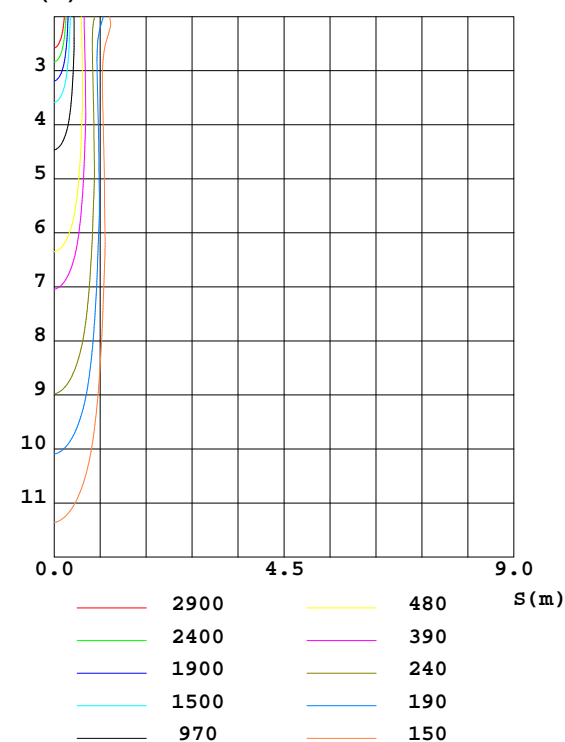
Test:U:226.6V I:0.1270A P:27.60W PF:0.9610 Lamp Flux:2454.41x1 lm		
NAME:	TYPE:	WEIGHT:
DIM.:	SPEC.:	SERIAL No.:
MFR.: Rayconn	SUR.:	PROTECTION ANGLE:

DATA OF LAMP		PHOTOMETRIC DATA Eff: 88.93 lm/W			
MODEL	DL18-28W-930-W-15	Imax(cd)	19096	S/MH(C0/180)	0.23
NOMINAL POWER(W)	28	LOR(%)	100.0	S/MH(C90/270)	0.24
RATED VOLTAGE(V)	226	TOTAL FLUX(lm)	2454.4	η UP,DN(C0-180)	1.2,47.5
NOMINAL FLUX(lm)	2454.41	CIE CLASS	DIRECT	η UP,DN(C180-360)	1.4,49.9
LAMPS INSIDE	1	η up(%)	2.6	CIBSE SHR NOM	0.00
TEST VOLTAGE(V)	226.6	η down(%)	97.4	CIBSE SHR MAX	1.00

LUMINOUS INTENSITY DISTRIBUTION DIAGRAM



C0 PLANE ISOLUX DIAGRAM (UNIT:lx)



C Range: 0 - 360DEG
 C Interval: 15.0DEG
 Test Speed: HIGH
 Temperature:25.3DEG
 Operators:ZhangXiao
 Test Date:2016-08-15

γ Range: 0 - 180DEG
 γ Interval: 1.0DEG
 Test System:EVERFINE GO-2000B_V1 SYSTEM V2.0.265
 Humidity:65.0%
 Test Distance:6.590m [K=1.0000]
 Remarks:

ZONAL FLUX DIAGRAM

ZONAL FLUX DIAGRAM:

γ	C0	C45	C90	C135	C180	C225	C270	C315	γ	Φ zone	Φ total	%lum, lamp
10	485.9	497.6	505.9	540.7	568.3	582.6	573.7	511.1	0- 10	1010	1010	41.2,41.2
20	127.1	129.2	127.1	133.2	137.1	135.6	137.2	129.5	10- 20	677.3	1688	68.8,68.8
30	71.51	72.87	72.32	79.46	82.68	81.90	81.72	74.47	20- 30	483.0	2171	88.4,88.4
40	4.011	4.288	4.463	4.753	4.898	4.710	4.711	4.313	30- 40	171.1	2342	95.4,95.4
50	0.9742	1.033	1.114	1.045	0.9315	1.018	1.063	0.9431	40- 50	15.57	2357	96,96
60	0.9500	0.9915	1.015	0.9764	0.9379	0.9118	0.9427	0.8987	50- 60	8.380	2366	96.4,96.4
70	0.8121	0.8276	0.8396	0.8341	0.8141	0.8009	0.8111	0.7932	60- 70	9.274	2375	96.8,96.8
80	0.6870	0.6899	0.7011	0.7013	0.6850	0.6889	0.7054	0.6888	70- 80	7.826	2383	97.1,97.1
90	0.4840	0.4826	0.4855	0.5360	0.5814	0.5843	0.5876	0.6029	80- 90	6.857	2390	97.4,97.4
100	0.3515	0.3514	0.3532	0.3678	0.5994	0.5997	0.6003	0.6106	90-100	5.451	2395	97.6,97.6
110	0.5153	0.5148	0.5160	0.5081	0.6563	0.6543	0.6552	0.6618	100-110	5.528	2401	97.8,97.8
120	0.6618	0.6613	0.6626	0.6519	0.7695	0.7668	0.7677	0.7803	110-120	6.407	2407	98.1,98.1
130	1.069	1.066	1.066	1.034	1.106	1.107	1.110	1.135	120-130	7.712	2415	98.4,98.4
140	1.691	1.686	1.683	1.667	1.682	1.680	1.681	1.704	130-140	10.79	2426	98.8,98.8
150	1.957	1.947	1.948	1.949	1.968	1.968	1.968	1.977	140-150	11.57	2437	99.3,99.3
160	2.065	2.067	2.068	2.064	2.075	2.073	2.077	2.080	150-160	9.340	2447	99.7,99.7
170	2.084	2.088	2.092	2.102	2.117	2.113	2.115	2.113	160-170	5.956	2452	99.9,99.9
180	1.903	1.920	1.927	1.929	1.910	1.916	1.929	1.928	170-180	1.944	2454	100,100
DEG	LUMINOUS INTENSITY:×10cd									UNIT:lm		

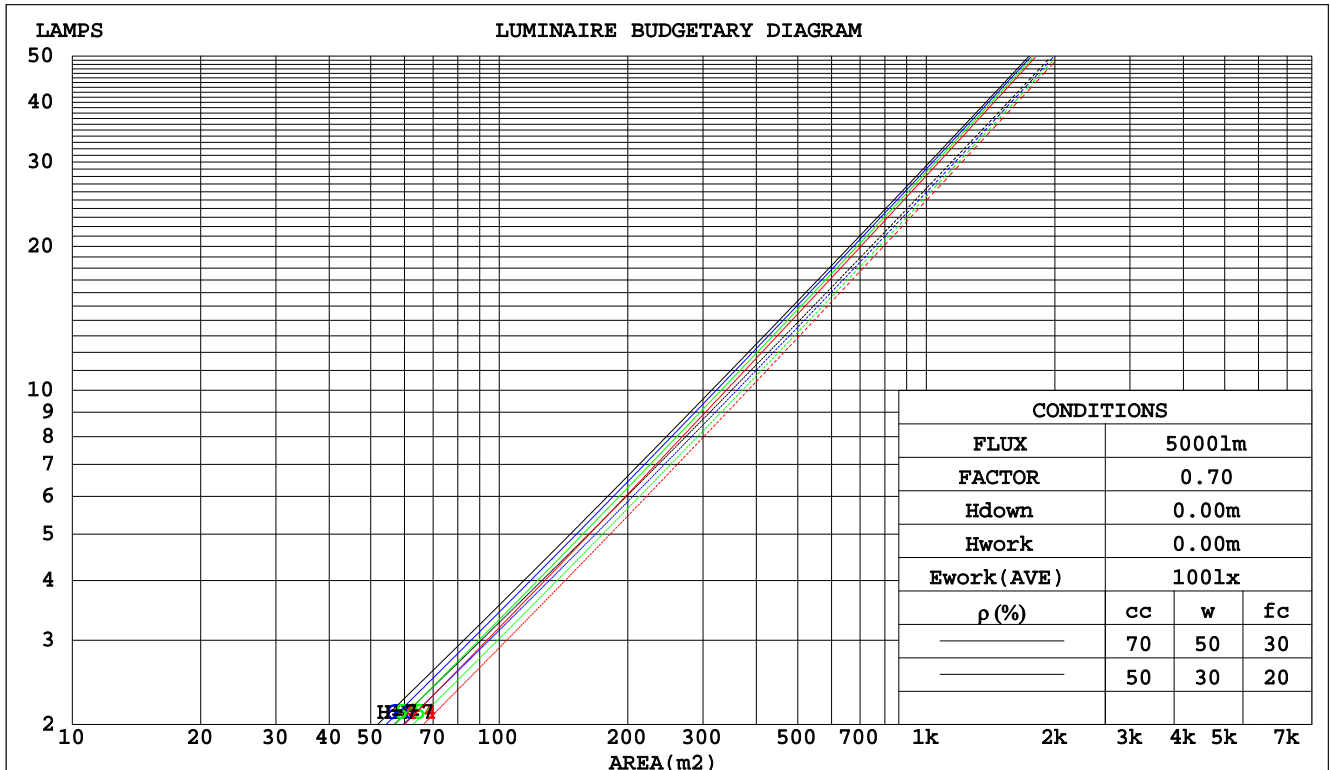
C Range: 0 - 360DEG
C Interval: 15.0DEG
Test Speed: HIGH
Temperature:25.3DEG
Operators:ZhangXiao
Test Date:2016-08-15

γ Range: 0 - 180DEG
 γ Interval: 1.0DEG
 γ Test System:EVERFINE GO-2000B_V1 SYSTEM V2.0.265
Humidity:65.0%
Test Distance:6.590m [K=1.0000]
Remarks:

CU AND LUMINAIRE BUDGETARY ESTIMATE DIAGRAM

Test:U:226.6V I:0.1270A P:27.60W PF:0.9610 Lamp Flux:2454.4lx1 lm		
NAME:	TYPE:	WEIGHT:
DIM.:	SPEC.:	SERIAL No.:
MFR.: Rayconn	SUR.:	PROTECTION ANGLE:

pcc	80%			70%			50%			30%			10%			0
pw	50%	30%	10%	50%	30%	10%	50%	30%	10%	50%	30%	10%	50%	30%	10%	0
pfc	20%			20%			20%			20%			20%			0
RCR	RCR:Room Cavity Ratio						Coefficients of Utilization(CU)									
0.0	1.18	1.18	1.18	1.15	1.15	1.15	1.10	1.10	1.10	1.04	1.04	1.04	.00	.00	.00	.97
1.0	1.12	1.10	1.08	1.09	1.08	1.06	1.05	1.04	1.02	1.01	.00	.99	.97	.96	.95	.94
2.0	1.06	1.03	1.00	1.04	1.01	.99	1.01	.98	.97	.97	.96	.94	.94	.93	.92	.90
3.0	1.01	.98	.95	.00	.96	.94	.97	.94	.92	.94	.92	.90	.92	.90	.88	.87
4.0	.97	.93	.90	.96	.92	.89	.94	.90	.88	.91	.89	.87	.89	.87	.85	.84
5.0	.93	.89	.86	.92	.88	.85	.90	.87	.85	.89	.86	.84	.87	.85	.83	.81
6.0	.90	.86	.83	.89	.85	.82	.88	.84	.82	.86	.83	.81	.85	.82	.80	.79
7.0	.87	.83	.80	.86	.82	.79	.85	.81	.79	.84	.81	.78	.83	.80	.78	.77
8.0	.84	.80	.77	.84	.80	.77	.83	.79	.76	.81	.78	.76	.80	.78	.76	.75
9.0	.82	.78	.75	.81	.77	.75	.80	.77	.74	.79	.76	.74	.79	.76	.74	.73
10.0	.80	.75	.73	.79	.75	.73	.78	.75	.72	.77	.74	.72	.77	.74	.72	.71



C Range: 0 - 360DEG
C Interval: 15.0DEG
Test Speed: HIGH
Temperature:25.3DEG
Operators:ZhangXiao
Test Date:2016-08-15

γ Range: 0 - 180DEG
γ Interval: 1.0DEG
Test System:EVERFINE GO-2000B_V1 SYSTEM V2.0.265
Humidity:65.0%
Test Distance:6.590m [K=1.0000]
Remarks:

WEC AND CCEC

Test:U:226.6V I:0.1270A P:27.60W PF:0.9610 Lamp Flux:2454.4lx1 lm									
NAME:				TYPE:				WEIGHT:	
DIM.:				SPEC.:				SERIAL No.:	
MFR.: Rayconn				SUR.:				PROTECTION ANGLE:	

pcc	80%			70%			50%			30%			10%			0	
pw	50%	30%	10%	50%	30%	10%	50%	30%	10%	50%	30%	10%	50%	30%	10%	0	
pfc	20%			20%			20%			20%			20%			0	
RCR	RCR:Room Cavity Ratio						Wall Exitance Coefficients(WEC)										
0.0																	
1.0	.146	.083	.026	.138	.079	.025	.124	.071	.023	.112	.064	.021	.100	.058	.019		
2.0	.134	.074	.023	.128	.071	.022	.117	.065	.020	.106	.059	.019	.096	.054	.017		
3.0	.125	.066	.020	.120	.064	.019	.110	.059	.018	.101	.055	.017	.092	.051	.016		
4.0	.117	.061	.018	.112	.059	.017	.104	.055	.016	.096	.051	.016	.088	.048	.015		
5.0	.109	.056	.016	.106	.054	.016	.098	.051	.015	.091	.048	.014	.085	.045	.014		
6.0	.103	.052	.015	.100	.050	.015	.093	.048	.014	.088	.045	.013	.082	.043	.013		
7.0	.098	.048	.014	.095	.047	.013	.089	.045	.013	.084	.043	.013	.079	.041	.012		
8.0	.093	.045	.013	.090	.044	.013	.085	.043	.012	.081	.041	.012	.076	.039	.011		
9.0	.089	.043	.012	.086	.042	.012	.082	.040	.011	.077	.039	.011	.074	.037	.011		
10.0	.085	.041	.011	.082	.040	.011	.078	.038	.011	.075	.037	.011	.071	.036	.010		

pcc	80%			70%			50%			30%			10%			0	
pw	50%	30%	10%	50%	30%	10%	50%	30%	10%	50%	30%	10%	50%	30%	10%	0	
pfc	20%			20%			20%			20%			20%			0	
RCR	RCR:Room Cavity Ratio						Ceiling Cavity Exitance Coefficients(CCEC)										
0.0	.211	.211	.211	.180	.180	.180	.123	.123	.123	.071	.071	.071	.023	.023	.023		
1.0	.189	.178	.168	.162	.153	.144	.111	.105	.100	.064	.061	.058	.020	.020	.019		
2.0	.172	.153	.137	.147	.132	.119	.101	.091	.083	.058	.053	.049	.019	.017	.016		
3.0	.157	.134	.115	.135	.115	.100	.092	.080	.070	.053	.047	.041	.017	.015	.014		
4.0	.145	.119	.099	.124	.102	.086	.085	.071	.060	.049	.042	.036	.016	.014	.012		
5.0	.134	.106	.086	.115	.092	.075	.080	.064	.053	.046	.038	.031	.015	.012	.010		
6.0	.126	.097	.076	.108	.084	.066	.074	.059	.047	.043	.034	.028	.014	.011	.009		
7.0	.118	.088	.068	.102	.077	.059	.070	.054	.042	.041	.032	.025	.013	.010	.008		
8.0	.112	.082	.061	.096	.071	.053	.066	.050	.038	.039	.029	.023	.013	.010	.007		
9.0	.106	.076	.056	.091	.066	.049	.063	.046	.035	.037	.027	.021	.012	.009	.007		
10.0	.101	.071	.052	.087	.062	.045	.060	.044	.032	.035	.026	.019	.011	.008	.006		

C Range: 0 - 360DEG
C Interval: 15.0DEG
Test Speed: HIGH
Temperature:25.3DEG
Operators:ZhangXiao
Test Date:2016-08-15

γ Range: 0 - 180DEG
γ Interval: 1.0DEG
Test System:EVERFINE GO-2000B_V1 SYSTEM V2.0.265
Humidity:65.0%
Test Distance:6.590m [K=1.0000]
Remarks:

Uncorrected UGR Table

Test:U:226.6V I:0.1270A P:27.60W PF:0.9610 Lamp Flux:2454.4lx1 lm											
NAME:					TYPE:			WEIGHT:			
DIM.:					SPEC.:			SERIAL No.:			
MFR.: Rayconn					SUR.:			PROTECTION ANGLE:			
ceiling/cavity	0.7	0.7	0.5	0.5	0.3	0.7	0.7	0.5	0.5	0.3	
walls	0.5	0.3	0.5	0.3	0.3	0.5	0.3	0.5	0.3	0.3	
working plane	0.2	0.2	0.2	0.2	0.2	0.2	0.2	0.2	0.2	0.2	
Room dimensions		Viewed crosswise					Viewed endwise				
x = 2H y = 2H	2H	12.6	13.3	12.8	13.5	13.6	12.5	13.1	12.7	13.3	13.5
	3H	12.7	13.4	13.0	13.6	13.8	12.7	13.3	12.9	13.5	13.7
	4H	12.9	13.5	13.2	13.8	14.0	12.8	13.4	13.1	13.7	13.9
	6H	13.2	13.8	13.6	14.1	14.4	13.2	13.7	13.5	14.0	14.3
	8H	13.5	14.0	13.8	14.3	14.6	13.4	14.0	13.8	14.3	14.6
	12H	13.9	14.4	14.2	14.7	15.0	13.8	14.3	14.2	14.6	15.0
4H	2H	12.5	13.1	12.8	13.3	13.6	12.4	13.0	12.7	13.2	13.5
	3H	12.7	13.3	13.1	13.6	13.9	12.7	13.2	13.0	13.5	13.8
	4H	13.0	13.5	13.4	13.8	14.2	13.0	13.4	13.4	13.8	14.1
	6H	13.6	14.0	14.0	14.4	14.8	13.5	14.0	14.0	14.3	14.7
	8H	14.0	14.4	14.4	14.8	15.2	14.0	14.4	14.4	14.8	15.2
	12H	14.6	14.9	15.0	15.3	15.8	14.5	14.9	15.0	15.3	15.8
8H	4H	13.1	13.5	13.6	13.9	14.3	13.1	13.5	13.5	13.9	14.3
	6H	13.9	14.2	14.4	14.7	15.1	13.9	14.2	14.3	14.6	15.1
	8H	14.5	14.8	15.0	15.2	15.7	14.5	14.8	15.0	15.2	15.7
	12H	15.3	15.5	15.8	16.0	16.5	15.3	15.5	15.8	16.0	16.5
12H	4H	13.1	13.5	13.6	13.9	14.4	13.1	13.4	13.5	13.9	14.3
	6H	14.0	14.3	14.5	14.7	15.2	14.0	14.3	14.5	14.7	15.2
	8H	14.7	14.9	15.2	15.4	15.9	14.7	14.9	15.2	15.4	15.9
Variations with the observer position at spacings:											
S = 1.0H	+ 0.7 / - 0.4					+ 0.7 / - 0.4					
1.5H	+ 1.5 / - 0.4					+ 1.5 / - 0.4					
2.0H	+ 0.3 / - 0.3					+ 0.3 / - 0.3					

CIE Pub.117 Corrected 2454 lm Total Lamp Luminous Flux.(8log(F/F0) = 3.1)

C Range: 0 - 360DEG
C Interval: 15.0DEG
Test Speed: HIGH
Temperature:25.3DEG
Operators:ZhangXiao
Test Date:2016-08-15

γ Range: 0 - 180DEG
γ Interval: 1.0DEG
Test System:EVERFINE GO-2000B_V1 SYSTEM V2.0.265
Humidity:65.0%
Test Distance:6.590m [K=1.0000]
Remarks:

UTILIZATION FACTORS TABLE

Test:U:226.6V I:0.1270A P:27.60W PF:0.9610 Lamp Flux:2454.4lx1 lm		
NAME:	TYPE:	WEIGHT:
DIM.:	SPEC.:	SERIAL No.:
MFR.: Rayconn	SUR.:	PROTECTION ANGLE:

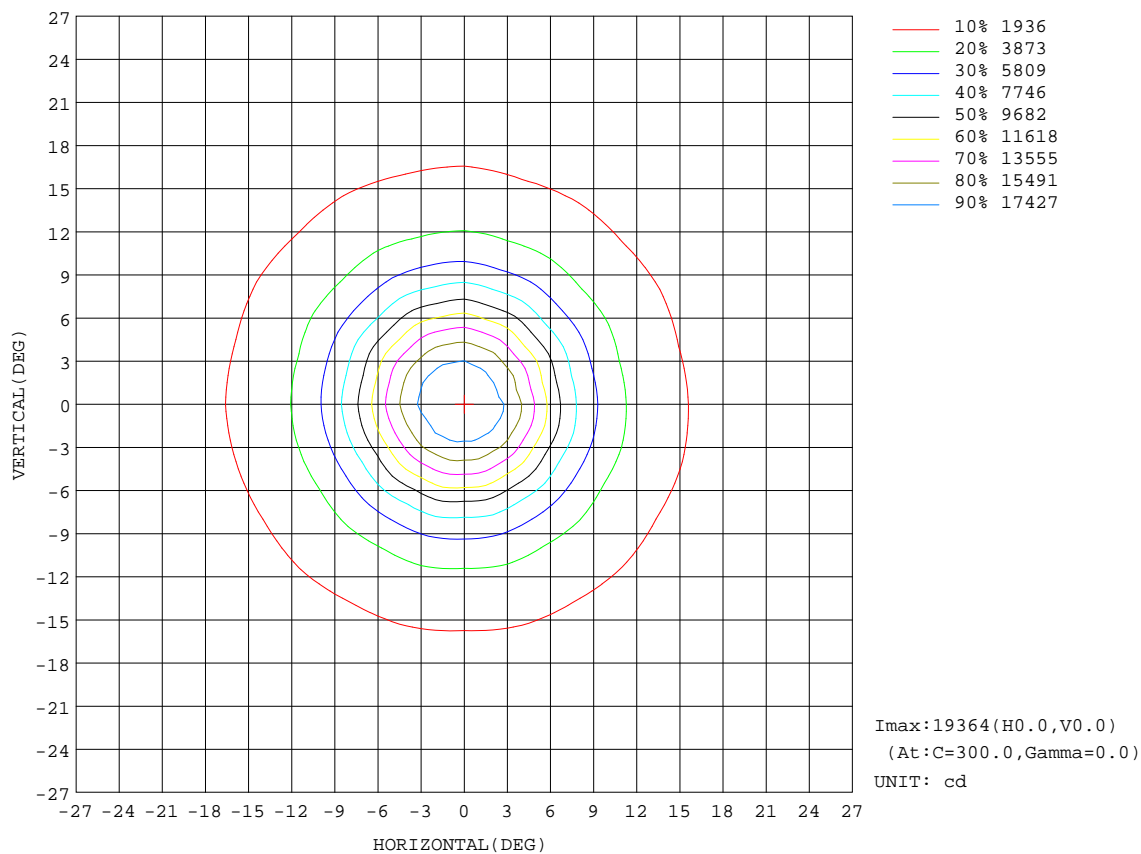
REFLECTANCE										
Ceiling	0.8	0.8	0.8	0.7	0.7	0.7	0.5	0.5	0.5	0
Walls	0.7	0.5	0.3	0.7	0.5	0.3	0.7	0.5	0.3	0
Working plane	0.2	0.2	0.2	0.2	0.2	0.2	0.2	0.2	0.2	0
ROOM INDEX	UTILIZATION FACTORS(PERCENT) $k(RI) \times RCR = 5$									
$k = 0.60$	89	83	79	88	83	79	87	82	79	76
0.80	96	90	87	95	90	87	94	89	86	83
1.00	100	94	91	99	94	91	97	93	90	86
1.25	103	98	95	102	98	95	100	96	94	89
1.50	106	101	98	104	100	97	102	99	96	91
2.00	108	104	101	107	103	100	104	101	98	93
2.50	110	106	103	108	105	102	105	102	100	93
3.00	111	108	105	109	106	104	106	103	101	94
4.00	113	111	108	111	109	107	107	105	104	96
5.00	115	112	111	112	110	109	108	106	105	97
ROOM INDEX	UF(total)									Direct
According to DIN EN 13032-2 2004			Suspended					SHRNOM = 1.25		

C Range: 0 - 360DEG
C Interval: 15.0DEG
Test Speed: HIGH
Temperature:25.3DEG
Operators:ZhangXiao
Test Date:2016-08-15

γ Range: 0 - 180DEG
 γ Interval: 1.0DEG
 γ Test System:EVERFINE GO-2000B_V1 SYSTEM V2.0.265
Humidity:65.0%
Test Distance:6.590m [K=1.0000]
Remarks:

ISOCANDELA DIAGRAM

Test:U:226.6V I:0.1270A P:27.60W PF:0.9610 Lamp Flux:2454.4lx1 lm		
NAME:	TYPE:	WEIGHT:
DIM.:	SPEC.:	SERIAL No.:
MFR.: Rayconn	SUR.:	PROTECTION ANGLE:



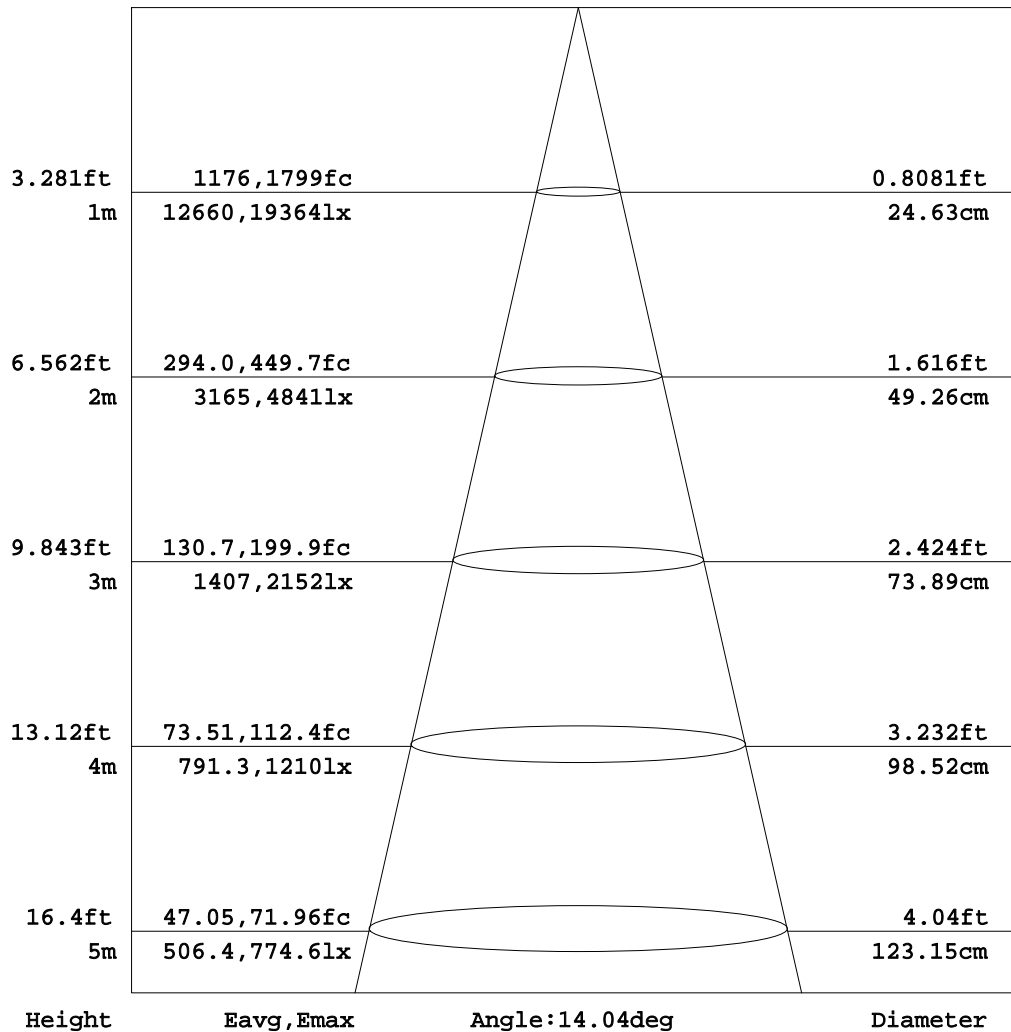
C Range: 0 - 360DEG
C Interval: 15.0DEG
Test Speed: HIGH
Temperature:25.3DEG
Operators:ZhangXiao
Test Date:2016-08-15

γ Range: 0 - 180DEG
γ Interval: 1.0DEG
Test System:EVERFINE GO-2000B_V1 SYSTEM V2.0.265
Humidity:65.0%
Test Distance:6.590m [K=1.0000]
Remarks:

AAI Figure

Test:U:226.6V I:0.1270A P:27.60W PF:0.9610 Lamp Flux:2454.4lx1 lm		
NAME:	TYPE:	WEIGHT:
DIM.:	SPEC.:	SERIAL No.:
MFR.: Rayconn	SUR.:	PROTECTION ANGLE:

Flux out:785.6 lm



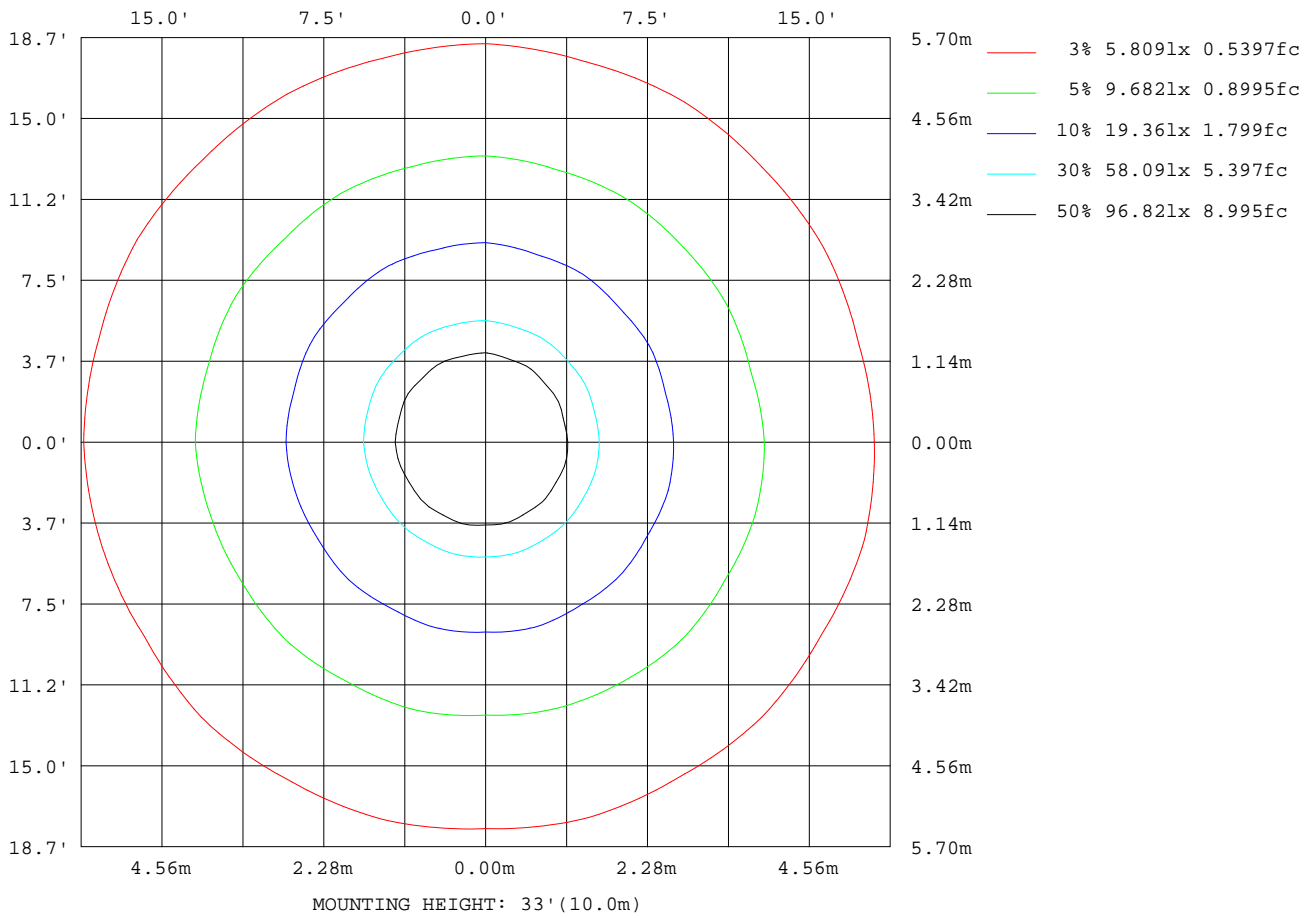
Note:The Curves indicate the illuminated area and the average illumination when the luminaire is at different distance.

C Range: 0 - 360DEG
C Interval: 15.0DEG
Test Speed: HIGH
Temperature:25.3DEG
Operators:ZhangXiao
Test Date:2016-08-15

γ Range: 0 - 180DEG
γ Interval: 1.0DEG
Test System:EVERFINE GO-2000B_V1 SYSTEM V2.0.265
Humidity:65.0%
Test Distance:6.590m [K=1.0000]
Remarks:

ISOLUX DIAGRAM

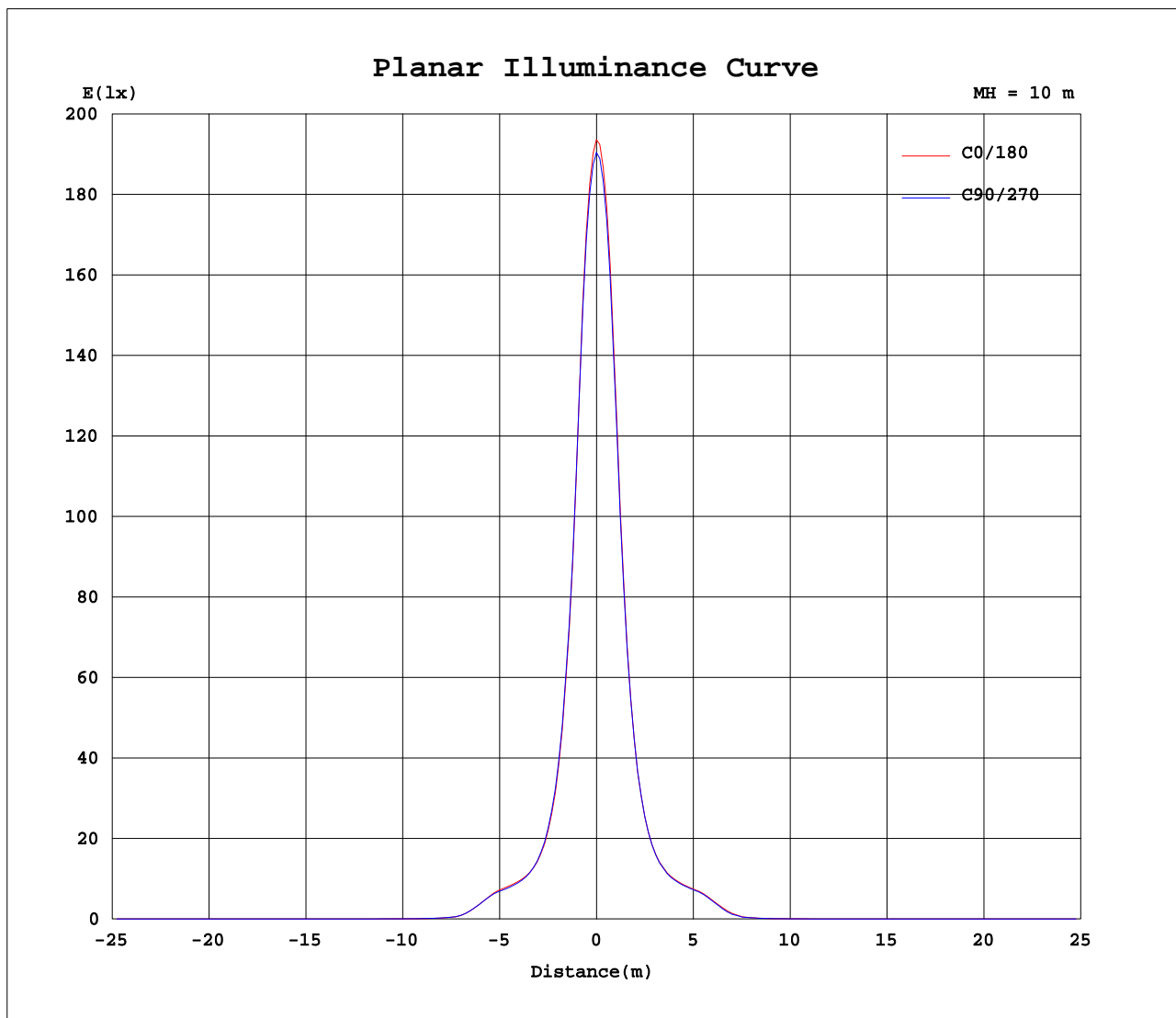
Test:U:226.6V I:0.1270A P:27.60W PF:0.9610 Lamp Flux:2454.4lx1 lm		
NAME:	TYPE:	WEIGHT:
DIM.:	SPEC.:	SERIAL No.:
MFR.: Rayconn	SUR.:	PROTECTION ANGLE:



C Range: 0 - 360DEG
C Interval: 15.0DEG
Test Speed: HIGH
Temperature: 25.3DEG
Operators: ZhangXiao
Test Date: 2016-08-15

γ Range: 0 - 180DEG
γ Interval: 1.0DEG
Test System: EVERFINE GO-2000B_V1 SYSTEM V2.0.265
Humidity: 65.0%
Test Distance: 6.590m [K=1.0000]
Remarks:

Planar Illuminance Curve



C Range: 0 - 360DEG
C Interval: 15.0DEG
Test Speed: HIGH
Temperature: 25.3DEG
Operators: ZhangXiao
Test Date: 2016-08-15

γ Range: 0 - 180DEG
 γ Interval: 1.0DEG
Test System: EVERFINE GO-2000B_V1 SYSTEM V2.0.265
Humidity: 65.0%
Test Distance: 6.590m [K=1.0000]
Remarks:

LUMINOUS DISTRIBUTION INTENSITY DATA

Test:U:226.6V I:0.1270A P:27.60W PF:0.9610 Lamp Flux:2454.4lx1 lm																			
NAME:										TYPE:					WEIGHT:				
DIM.:										SPEC.:					SERIAL No.:				
MFR.: Rayconn										SUR.:					PROTECTION ANGLE:				

Table--1

UNIT: ×10cd

C(DEC)	0	15	30	45	60	75	90	105	120	135	150	165	180	195	210	225	240	255	270
γ (DEC)	0	15	30	45	60	75	90	105	120	135	150	165	180	195	210	225	240	255	270
0	1910	1910	1910	1910	1910	1910	1910	1910	1910	1910	1910	1910	1910	1910	1910	1910	1910	1910	1910
5	1315	1321	1300	1320	1308	1337	1333	1362	1365	1393	1401	1423	1429	1430	1450	1440	1447	1425	1425
10	486	493	479	498	492	513	506	526	517	541	535	560	568	572	587	583	590	576	574
15	205	209	204	212	210	218	214	220	217	226	224	233	236	232	243	237	245	237	240
20	127	128	127	129	128	129	127	130	130	133	133	136	137	136	138	136	138	136	137
25	105	105	104	104	103	103	102	103	104	106	106	108	108	107	108	107	108	107	107
30	71.5	73.2	70.3	72.9	70.8	73.8	72.3	76.5	76.0	79.5	77.3	81.3	82.7	82.0	84.4	81.9	83.1	80.7	81.7
35	16.3	18.8	15.6	18.2	15.5	18.4	16.9	19.9	19.6	22.1	21.7	24.5	25.3	24.4	25.9	23.6	23.8	21.1	21.9
40	4.01	4.17	4.13	4.29	4.18	4.37	4.46	4.80	4.62	4.75	4.73	4.97	4.90	4.78	4.96	4.71	4.80	4.57	4.71
45	1.47	1.56	1.53	1.59	1.62	1.73	1.74	1.80	1.73	1.75	1.68	1.74	1.70	1.69	1.74	1.71	1.80	1.76	1.75
50	0.97	0.99	1.02	1.03	1.07	1.11	1.11	1.09	1.05	1.04	1.00	0.99	0.93	0.95	1.00	1.02	1.03	1.06	1.06
55	0.91	0.92	0.94	0.95	0.98	0.99	0.98	0.96	0.94	0.93	0.90	0.89	0.85	0.83	0.86	0.89	0.90	0.93	0.95
60	0.95	0.96	0.97	0.99	1.02	1.02	1.01	1.00	0.99	0.98	0.96	0.95	0.94	0.88	0.88	0.91	0.92	0.95	0.94
65	0.97	0.97	0.98	1.00	1.01	1.01	1.02	1.02	1.01	1.00	1.00	1.00	0.97	0.95	0.94	0.94	0.93	0.93	0.93
70	0.81	0.82	0.81	0.83	0.84	0.84	0.84	0.85	0.84	0.83	0.83	0.84	0.81	0.80	0.80	0.80	0.81	0.82	0.81
75	0.73	0.73	0.73	0.74	0.75	0.75	0.75	0.74	0.74	0.74	0.74	0.74	0.72	0.72	0.72	0.73	0.73	0.75	0.74
80	0.69	0.69	0.68	0.69	0.70	0.70	0.70	0.70	0.70	0.70	0.70	0.70	0.68	0.69	0.69	0.69	0.69	0.71	0.71
85	0.61	0.61	0.61	0.61	0.62	0.62	0.62	0.63	0.63	0.65	0.64	0.64	0.65	0.65	0.65	0.65	0.65	0.66	0.66
90	0.48	0.49	0.48	0.48	0.48	0.48	0.49	0.49	0.49	0.54	0.50	0.50	0.58	0.58	0.58	0.58	0.59	0.59	0.59
95	0.39	0.39	0.39	0.39	0.39	0.39	0.39	0.39	0.40	0.43	0.41	0.40	0.59	0.59	0.59	0.59	0.59	0.60	0.59
100	0.35	0.35	0.35	0.35	0.35	0.35	0.35	0.35	0.35	0.37	0.35	0.35	0.60	0.60	0.60	0.60	0.60	0.60	0.60
105	0.42	0.41	0.42	0.42	0.42	0.42	0.42	0.41	0.41	0.41	0.41	0.40	0.62	0.62	0.62	0.62	0.62	0.63	0.62
110	0.52	0.51	0.52	0.51	0.52	0.51	0.52	0.51	0.51	0.51	0.51	0.50	0.66	0.66	0.65	0.65	0.65	0.66	0.66
115	0.59	0.59	0.59	0.59	0.59	0.59	0.59	0.59	0.59	0.58	0.58	0.58	0.70	0.70	0.70	0.70	0.70	0.70	0.70
120	0.66	0.66	0.67	0.66	0.66	0.66	0.66	0.66	0.66	0.65	0.65	0.65	0.77	0.77	0.76	0.77	0.77	0.77	0.77
125	0.80	0.80	0.81	0.80	0.81	0.80	0.80	0.79	0.79	0.78	0.78	0.77	0.89	0.89	0.88	0.89	0.88	0.89	0.89
130	1.07	1.06	1.08	1.07	1.08	1.06	1.07	1.05	1.05	1.03	1.04	1.02	1.11	1.11	1.10	1.11	1.10	1.11	1.11
135	1.42	1.41	1.42	1.41	1.42	1.41	1.41	1.39	1.40	1.38	1.39	1.37	1.41	1.41	1.41	1.41	1.40	1.42	1.41
140	1.69	1.69	1.69	1.69	1.69	1.69	1.68	1.67	1.67	1.67	1.67	1.65	1.68	1.68	1.68	1.68	1.67	1.68	1.68
145	1.88	1.85	1.85	1.85	1.87	1.89	1.85	1.84	1.84	1.86	1.86	1.83	1.86	1.86	1.89	1.87	1.85	1.86	1.86
150	1.96	1.95	1.95	1.95	1.96	1.98	1.95	1.94	1.94	1.95	1.95	1.93	1.97	1.97	1.97	1.97	1.96	1.97	1.97
155	2.02	2.01	2.01	2.01	2.02	2.02	2.02	2.01	2.01	2.01	2.01	2.01	2.03	2.03	2.03	2.03	2.03	2.03	2.03
160	2.06	2.07	2.07	2.07	2.07	2.07	2.07	2.06	2.07	2.06	2.06	2.06	2.08	2.07	2.07	2.07	2.07	2.07	2.08
165	2.11	2.11	2.11	2.11	2.11	2.11	2.11	2.11	2.11	2.11	2.11	2.11	2.12	2.11	2.11	2.11	2.11	2.11	2.11
170	2.08	2.09	2.08	2.09	2.09	2.09	2.09	2.10	2.10	2.10	2.10	2.10	2.12	2.11	2.12	2.11	2.12	2.11	2.11
175	1.95	1.96	1.96	1.96	1.96	1.97	1.97	1.98	1.98	1.99	1.99	1.99	2.02	2.01	2.02	2.02	2.02	2.02	2.02
180	1.90	1.91	1.91	1.92	1.92	1.93	1.93	1.93	1.93	1.93	1.93	1.92	1.91	1.91	1.92	1.92	1.92	1.92	1.93

C Range: 0 - 360DEG
C Interval: 15.0DEG
Test Speed: HIGH
Temperature:25.3DEG
Operators:ZhangXiao
Test Date:2016-08-15

γ Range: 0 - 180DEG
γ Interval: 1.0DEG
Test System:EVERFINE GO-2000B_V1 SYSTEM V2.0.265
Humidity:65.0%
Test Distance:6.590m [K=1.0000]
Remarks:

LUMINOUS DISTRIBUTION INTENSITY DATA

Test:U:226.6V I:0.1270A P:27.60W PF:0.9610 Lamp Flux:2454.4lx1 lm		
NAME:	TYPE:	WEIGHT:
DIM.:	SPEC.:	SERIAL No.:
MFR.: Rayconn	SUR.:	PROTECTION ANGLE:

Table--2

UNIT: x10cd

C(DEC)	285	300	315	330	345														
γ (DEC)																			
0	1910	1910	1910	1910	1910														
5	1389	1386	1345	1350	1310														
10	540	545	511	518	489														
15	226	226	214	216	206														
20	133	133	130	130	128														
25	106	106	106	105	104														
30	77.9	78.2	74.5	74.6	71.2														
35	20.0	20.4	17.8	19.7	16.4														
40	4.57	4.64	4.31	4.34	4.07														
45	1.64	1.65	1.54	1.54	1.44														
50	1.03	0.97	0.94	0.93	0.93														
55	0.94	0.90	0.85	0.84	0.85														
60	0.92	0.92	0.90	0.90	0.91														
65	0.92	0.93	0.93	0.93	0.93														
70	0.80	0.80	0.79	0.79	0.79														
75	0.74	0.73	0.73	0.72	0.72														
80	0.70	0.69	0.69	0.68	0.68														
85	0.65	0.65	0.65	0.64	0.63														
90	0.59	0.59	0.60	0.60	0.58														
95	0.59	0.59	0.61	0.61	0.59														
100	0.60	0.60	0.61	0.61	0.60														
105	0.62	0.62	0.63	0.62	0.63														
110	0.66	0.66	0.66	0.66	0.66														
115	0.70	0.70	0.71	0.71	0.71														
120	0.77	0.77	0.78	0.78	0.78														
125	0.90	0.90	0.91	0.90	0.91														
130	1.12	1.12	1.14	1.13	1.15														
135	1.43	1.43	1.44	1.44	1.46														
140	1.69	1.69	1.70	1.70	1.72														
145	1.88	1.87	1.87	1.87	1.88														
150	1.97	1.97	1.98	1.98	1.98														
155	2.04	2.04	2.04	2.04	2.04														
160	2.08	2.08	2.08	2.08	2.08														
165	2.11	2.12	2.12	2.12	2.12														
170	2.11	2.11	2.11	2.11	2.11														
175	2.02	2.02	2.01	2.01	2.01														
180	1.93	1.93	1.93	1.93	1.92														

C Range: 0 - 360DEC
C Interval: 15.0DEC
Test Speed: HIGH
Temperature:25.3DEC
Operators:ZhangXiao
Test Date:2016-08-15

γ Range: 0 - 180DEC
γ Interval: 1.0DEC
Test System:EVERFINE GO-2000B_V1 SYSTEM V2.0.265
Humidity:65.0%
Test Distance:6.590m [K=1.0000]
Remarks: