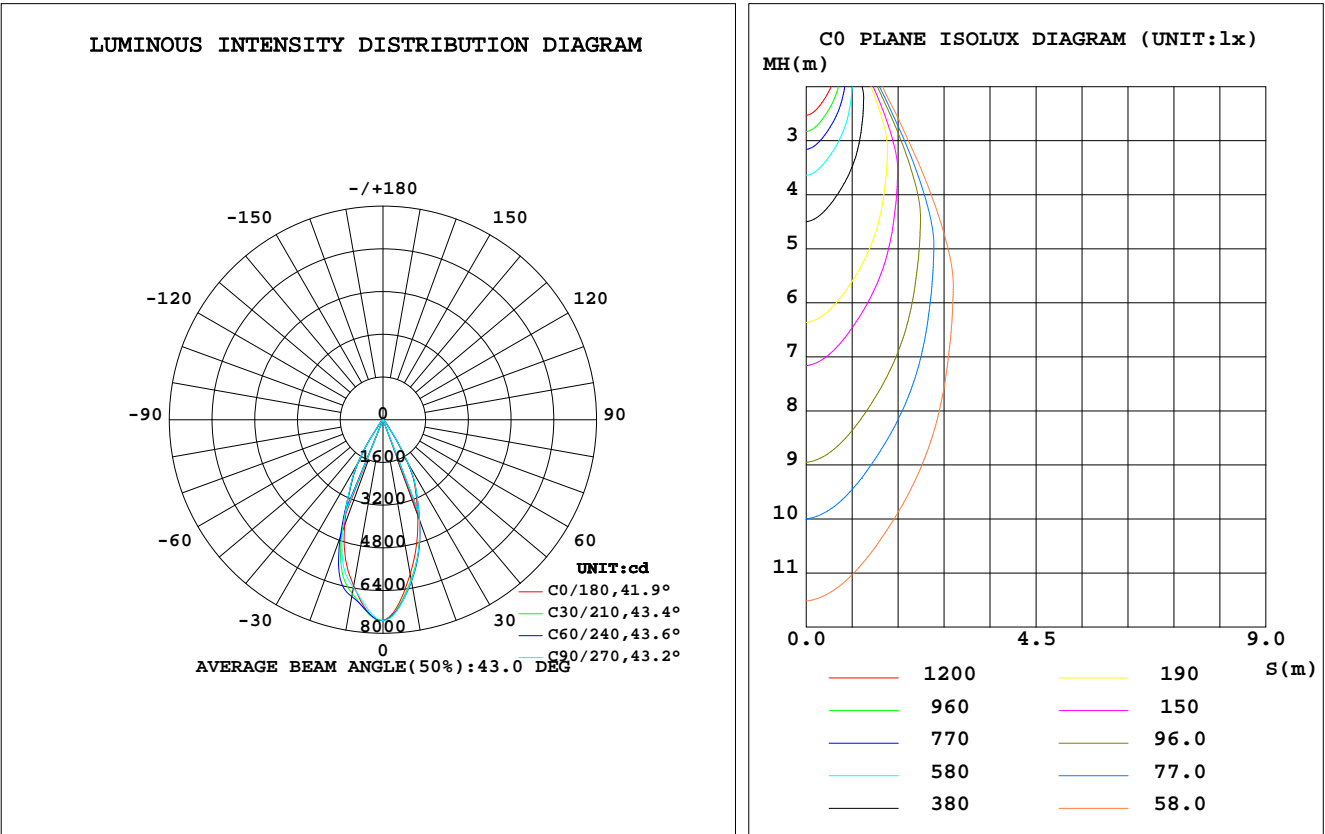


LUMINAIRE PHOTOMETRIC TEST REPORT

Test:U:226.6V I:0.1830A P:39.60W PF:0.9540 Lamp Flux:4250.05x1 lm		
NAME:	TYPE:	WEIGHT:
DIM.:	SPEC.:	SERIAL No.:
MFR.: Rayconn	SUR.:	PROTECTION ANGLE:

DATA OF LAMP		PHOTOMETRIC DATA Eff: 107.32 lm/W			
MODEL	DL10-40W-830-W-45-02	Imax(cd)	7523	S/MH(C0/180)	0.63
NOMINAL POWER(W)	42	LOR(%)	100.0	S/MH(C90/270)	0.67
RATED VOLTAGE(V)	226	TOTAL FLUX(lm)	4250.1	η UP,DN(C0-180)	1.3,48.1
NOMINAL FLUX(lm)	4250.05	CIE CLASS	DIRECT	η UP,DN(C180-360)	1.4,49.2
LAMPS INSIDE	1	η up(%)	2.7	CIBSE SHR NOM	0.75
TEST VOLTAGE(V)	226.6	η down(%)	97.3	CIBSE SHR MAX	0.75



C Range: 0 - 360DEG
C Interval: 15.0DEG
Test Speed: HIGH
Temperature:25.3DEG
Operators:ZhangXiao
Test Date:2016-07-29

γ Range: 0 - 180DEG
 γ Interval: 1.0DEG
Test System:EVERFINE GO-2000B_V1 SYSTEM V2.0.265
Humidity:65.0%
Test Distance:6.610m [K=1.0000]
Remarks:

ZONAL FLUX DIAGRAM

ZONAL FLUX DIAGRAM:

γ	C0	C45	C90	C135	C180	C225	C270	C315	γ	Φ zone	Φ total	%lum, lamp
10	5870	6166	6123	6189	6321	6712	6386	5854	0- 10	644.5	644.5	15.2,15.2
20	3807	4057	4000	4143	4206	4550	4420	3865	10- 20	1461	2105	49.5,49.5
30	1865	1887	1879	1993	1956	1838	1934	1933	20- 30	1358	3463	81.5,81.5
40	278.9	238.5	245.6	247.4	237.6	210.6	226.2	268.4	30- 40	487.1	3950	92.9,92.9
50	71.98	62.08	63.62	63.73	61.71	57.80	60.25	70.10	40- 50	100.1	4050	95.3,95.3
60	29.78	29.00	29.28	29.88	29.39	28.97	29.22	29.50	50- 60	38.14	4088	96.2,96.2
70	17.49	17.45	17.49	17.86	17.82	17.26	17.41	17.55	60- 70	22.43	4111	96.7,96.7
80	11.51	11.39	11.41	11.67	12.44	12.23	12.26	12.11	70- 80	15.17	4126	97.1,97.1
90	8.575	8.102	8.041	8.114	10.01	9.740	9.620	9.596	80- 90	11.48	4137	97.3,97.3
100	8.065	8.005	8.042	8.029	10.38	10.26	10.27	10.24	90-100	9.851	4147	97.6,97.6
110	9.719	9.635	9.734	9.707	11.94	11.93	11.91	11.97	100-110	10.39	4158	97.8,97.8
120	13.70	13.73	13.78	13.49	15.28	15.37	15.36	15.48	110-120	12.37	4170	98.1,98.1
130	19.83	19.84	19.77	19.45	20.47	20.52	20.64	20.81	120-130	15.39	4185	98.5,98.5
140	26.42	26.36	26.31	26.22	26.65	26.56	26.71	27.02	130-140	18.04	4203	98.9,98.9
150	31.60	31.61	31.57	31.59	31.92	31.88	32.16	32.04	140-150	18.40	4222	99.3,99.3
160	33.72	33.83	33.74	33.81	34.17	34.07	34.14	34.10	150-160	15.30	4237	99.7,99.7
170	33.89	33.92	34.22	34.47	34.76	34.55	34.60	34.59	160-170	9.697	4247	99.9,99.9
180	34.90	35.20	35.16	35.20	35.08	35.09	35.23	35.16	170-180	3.303	4250	100,100
DEG	LUMINOUS INTENSITY:cd									UNIT:lm		

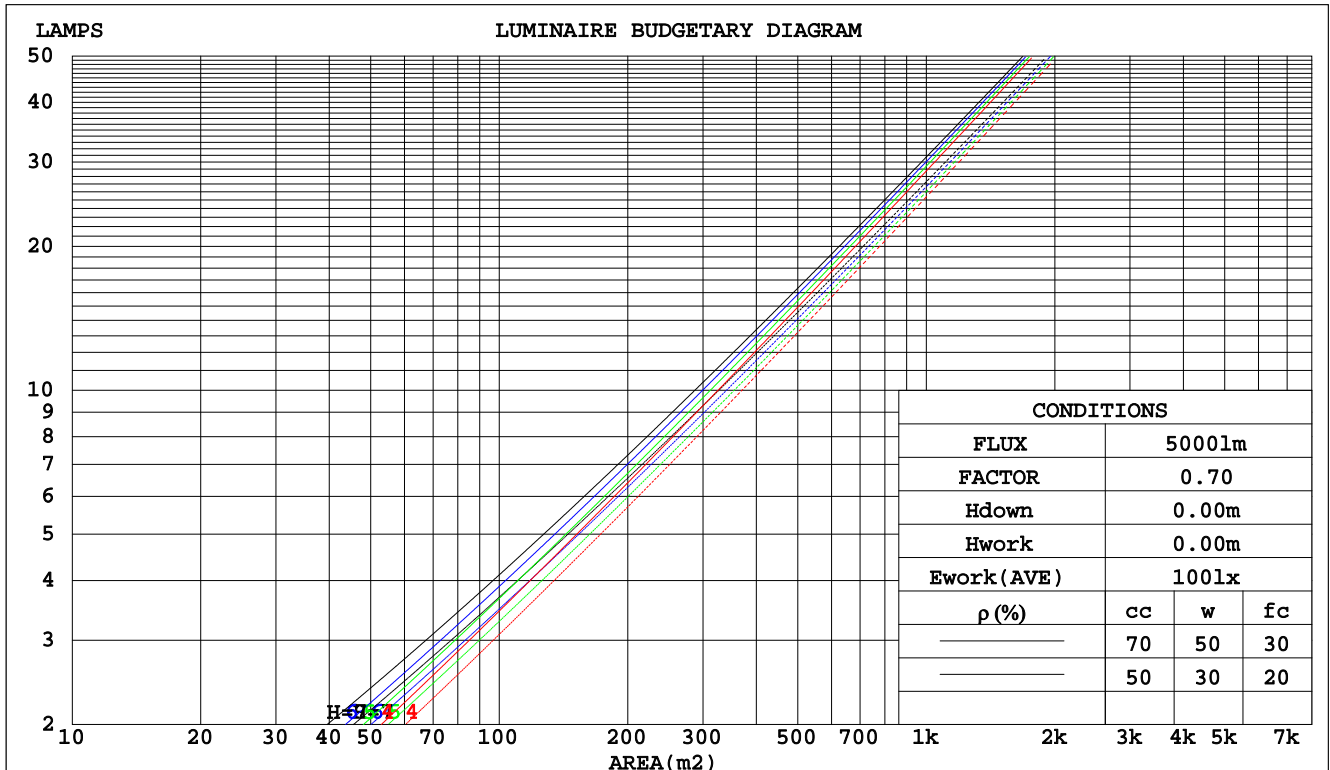
C Range: 0 - 360DEG
C Interval: 15.0DEG
Test Speed: HIGH
Temperature:25.3DEG
Operators:ZhangXiao
Test Date:2016-07-29

γ Range: 0 - 180DEG
 γ Interval: 1.0DEG
 γ Test System:EVERFINE GO-2000B_V1 SYSTEM V2.0.265
Humidity:65.0%
Test Distance:6.610m [K=1.0000]
Remarks:

CU AND LUMINAIRE BUDGETARY ESTIMATE DIAGRAM

Test:U:226.6V I:0.1830A P:39.60W PF:0.9540 Lamp Flux:4250.05x1 lm		
NAME:	TYPE:	WEIGHT:
DIM.:	SPEC.:	SERIAL No.:
MFR.: Rayconn	SUR.:	PROTECTION ANGLE:

pcc	80%			70%			50%			30%			10%			0
pw	50%	30%	10%	50%	30%	10%	50%	30%	10%	50%	30%	10%	50%	30%	10%	0
pfc	20%			20%			20%			20%			20%			0
RCR	RCR:Room Cavity Ratio															



C Range: 0 - 360DEG
C Interval: 15.0DEG
Test Speed: HIGH
Temperature: 25.3DEG
Operators: ZhangXiao
Test Date: 2016-07-29

γ Range: 0 - 180DEG
γ Interval: 1.0DEG
Test System: EVERFINE GO-2000B_V1 SYSTEM V2.0.265
Humidity: 65.0%
Test Distance: 6.610m [K=1.0000]
Remarks:

WEC AND CCEC

Test:U:226.6V I:0.1830A P:39.60W PF:0.9540 Lamp Flux:4250.05x1 lm					
NAME:		TYPE:		WEIGHT:	
DIM.:		SPEC.:		SERIAL No.:	
MFR.: Rayconn		SUR.:		PROTECTION ANGLE:	

pcc	80%			70%			50%			30%			10%			0
pw	50%	30%	10%	50%	30%	10%	50%	30%	10%	50%	30%	10%	50%	30%	10%	0
pfc	20%			20%			20%			20%			20%			0
RCR	RCR:Room Cavity Ratio						Wall Exitance Coefficients(WEC)									
0.0																
1.0	.171	.097	.031	.164	.093	.030	.149	.086	.027	.137	.079	.025	.125	.072	.023	
2.0	.161	.088	.027	.154	.085	.026	.143	.079	.025	.132	.074	.023	.121	.069	.022	
3.0	.152	.081	.024	.146	.078	.024	.136	.074	.022	.126	.069	.021	.118	.065	.020	
4.0	.143	.074	.022	.139	.073	.021	.130	.069	.021	.122	.065	.020	.114	.062	.019	
5.0	.136	.069	.020	.132	.068	.020	.124	.065	.019	.117	.062	.018	.110	.059	.018	
6.0	.129	.065	.019	.126	.064	.018	.119	.061	.018	.112	.058	.017	.106	.056	.017	
7.0	.123	.061	.017	.120	.060	.017	.114	.058	.017	.108	.056	.016	.103	.053	.016	
8.0	.118	.058	.016	.115	.057	.016	.110	.055	.016	.104	.053	.015	.100	.051	.015	
9.0	.113	.055	.015	.110	.054	.015	.105	.052	.015	.101	.051	.014	.096	.049	.014	
10.0	.108	.052	.014	.106	.051	.014	.102	.050	.014	.097	.048	.014	.093	.047	.013	

pcc	80%			70%			50%			30%			10%			0	
pw	50%	30%	10%	50%	30%	10%	50%	30%	10%	50%	30%	10%	50%	30%	10%	0	
pfc	20%			20%			20%			20%			20%			0	
RCR	RCR:Room Cavity Ratio						Ceiling Cavity Exitance Coefficients(CCEC)										
0.0	.211	.211	.211	.180	.180	.180	.123	.123	.123	.071	.071	.071	.023	.023	.023		
1.0	.191	.178	.166	.164	.153	.143	.112	.105	.099	.064	.061	.057	.021	.020	.019		
2.0	.175	.153	.134	.150	.132	.116	.103	.091	.081	.059	.053	.047	.019	.017	.015		
3.0	.162	.134	.112	.139	.116	.097	.096	.080	.068	.055	.047	.040	.018	.015	.013		
4.0	.151	.119	.095	.130	.103	.082	.089	.072	.058	.052	.042	.034	.017	.014	.011		
5.0	.142	.108	.082	.122	.093	.071	.084	.065	.050	.049	.038	.030	.016	.012	.010		
6.0	.135	.098	.072	.116	.085	.063	.080	.060	.044	.046	.035	.026	.015	.011	.009		
7.0	.128	.091	.064	.110	.078	.056	.076	.055	.040	.044	.032	.024	.014	.011	.008		
8.0	.122	.084	.058	.105	.073	.051	.073	.051	.036	.042	.030	.021	.014	.010	.007		
9.0	.117	.079	.053	.101	.069	.047	.070	.048	.033	.041	.028	.020	.013	.009	.007		
10.0	.112	.074	.049	.097	.065	.043	.067	.046	.031	.039	.027	.018	.013	.009	.006		

C Range: 0 - 360DEG
C Interval: 15.0DEG
Test Speed: HIGH
Temperature:25.3DEG
Operators:ZhangXiao
Test Date:2016-07-29

γ Range: 0 - 180DEG
γ Interval: 1.0DEG
Test System:EVERFINE GO-2000B_V1 SYSTEM V2.0.265
Humidity:65.0%
Test Distance:6.610m [K=1.0000]
Remarks:

Uncorrected UGR Table

Test:U:226.6V I:0.1830A P:39.60W PF:0.9540 Lamp Flux:4250.05x1 lm											
NAME:					TYPE:			WEIGHT:			
DIM.:					SPEC.:			SERIAL No.:			
MFR.: Rayconn					SUR.:			PROTECTION ANGLE:			
ceiling/cavity	0.7	0.7	0.5	0.5	0.3	0.7	0.7	0.5	0.5	0.3	
walls	0.5	0.3	0.5	0.3	0.3	0.5	0.3	0.5	0.3	0.3	
working plane	0.2	0.2	0.2	0.2	0.2	0.2	0.2	0.2	0.2	0.2	
Room dimensions		Viewed crosswise					Viewed endwise				
x = 2H y = 2H	2H	18.7	19.6	19.0	19.8	20.0	18.4	19.2	18.7	19.5	19.7
	3H	18.7	19.5	19.0	19.7	20.0	18.4	19.2	18.7	19.4	19.6
	4H	18.7	19.5	19.0	19.7	20.0	18.4	19.1	18.7	19.4	19.7
	6H	18.8	19.5	19.1	19.7	20.0	18.4	19.1	18.8	19.4	19.7
	8H	18.8	19.5	19.2	19.8	20.1	18.5	19.2	18.9	19.5	19.8
	12H	18.9	19.5	19.3	19.9	20.2	18.6	19.2	19.0	19.5	19.9
4H	2H	18.5	19.3	18.8	19.5	19.8	18.2	19.0	18.5	19.2	19.5
	3H	18.6	19.2	18.9	19.5	19.8	18.3	18.9	18.6	19.2	19.5
	4H	18.6	19.2	19.0	19.5	19.9	18.3	18.9	18.7	19.2	19.6
	6H	18.8	19.3	19.2	19.6	20.0	18.5	19.0	18.9	19.4	19.8
	8H	18.9	19.3	19.3	19.7	20.2	18.6	19.1	19.0	19.5	19.9
	12H	19.1	19.5	19.5	19.9	20.4	18.8	19.2	19.2	19.6	20.1
8H	4H	18.6	19.0	19.0	19.4	19.9	18.3	18.7	18.7	19.1	19.6
	6H	18.8	19.2	19.3	19.6	20.1	18.5	18.9	19.0	19.3	19.8
	8H	19.0	19.3	19.5	19.8	20.3	18.7	19.1	19.2	19.5	20.0
	12H	19.3	19.6	19.8	20.1	20.6	19.0	19.3	19.5	19.8	20.3
12H	4H	18.5	19.0	19.0	19.4	19.8	18.2	18.7	18.7	19.1	19.5
	6H	18.8	19.1	19.3	19.6	20.1	18.5	18.9	19.0	19.3	19.8
	8H	19.0	19.3	19.5	19.8	20.3	18.8	19.1	19.3	19.6	20.1
Variations with the observer position at spacings:											
S = 1.0H		+ 2.1 / - 2.1					+ 1.9 / - 1.9				
1.5H		+ 3.8 / - 2.0					+ 3.5 / - 1.7				
2.0H		+ 2.5 / - 0.7					+ 1.8 / - 0.6				

CIE Pub.117 Corrected 4250 lm Total Lamp Luminous Flux.(8log(F/F0) = 5.0)

C Range: 0 - 360DEG
C Interval: 15.0DEG
Test Speed: HIGH
Temperature:25.3DEG
Operators:ZhangXiao
Test Date:2016-07-29

γ Range: 0 - 180DEG
γ Interval: 1.0DEG
Test System:EVERFINE GO-2000B_V1 SYSTEM V2.0.265
Humidity:65.0%
Test Distance:6.610m [K=1.0000]
Remarks:

UTILIZATION FACTORS TABLE

Test:U:226.6V I:0.1830A P:39.60W PF:0.9540 Lamp Flux:4250.05x1 lm		
NAME:	TYPE:	WEIGHT:
DIM.:	SPEC.:	SERIAL No.:
MFR.: Rayconn	SUR.:	PROTECTION ANGLE:

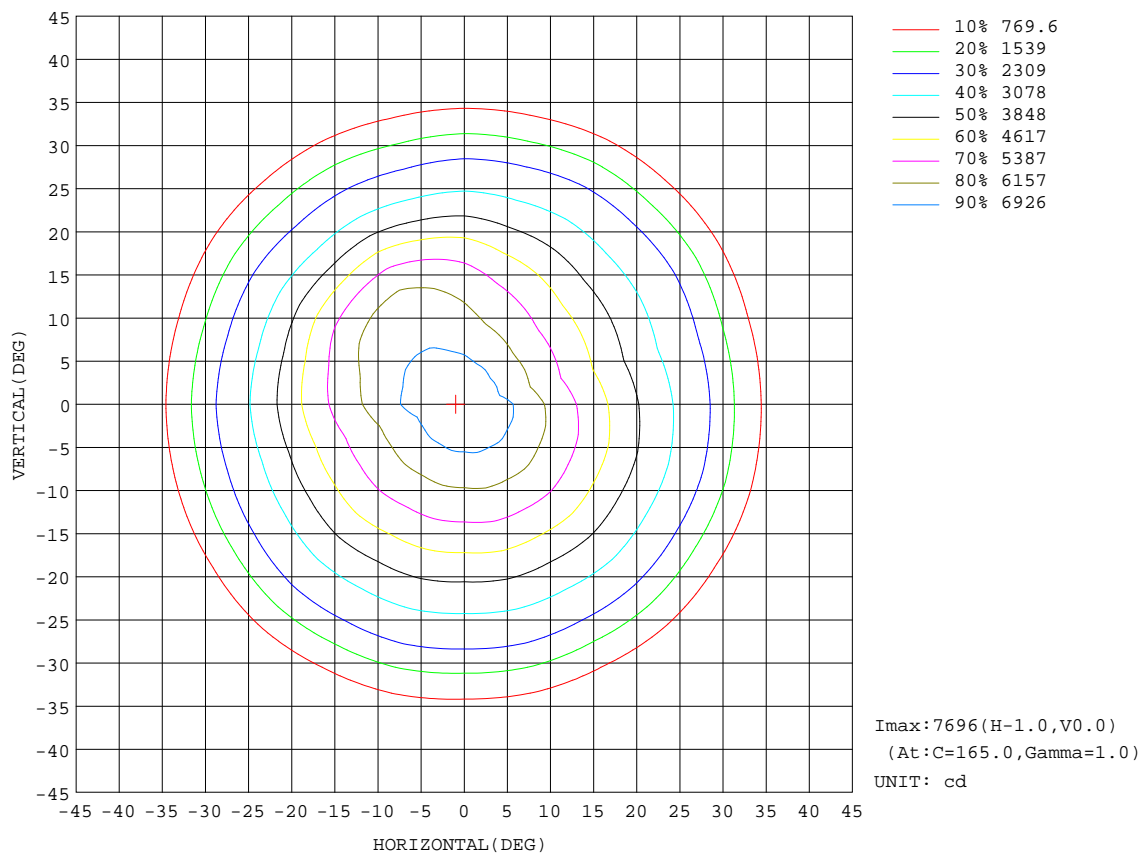
REFLECTANCE										
Ceiling	0.8	0.8	0.8	0.7	0.7	0.7	0.5	0.5	0.5	0
Walls	0.7	0.5	0.3	0.7	0.5	0.3	0.7	0.5	0.3	0
Working plane	0.2	0.2	0.2	0.2	0.2	0.2	0.2	0.2	0.2	0
ROOM INDEX	UTILIZATION FACTORS(PERCENT) $k(RI) \times RCR = 5$									
$k = 0.60$	87	81	77	87	81	77	86	80	77	73
0.80	94	89	85	94	88	85	92	87	84	81
1.00	99	93	89	98	93	89	96	92	88	84
1.25	102	97	94	101	97	93	99	95	92	88
1.50	105	100	97	104	99	96	101	98	95	90
2.00	108	103	100	106	102	99	103	100	98	92
2.50	109	106	103	108	104	101	104	101	99	93
3.00	111	107	105	109	106	103	105	103	101	94
4.00	113	110	108	111	108	106	107	105	103	95
5.00	114	112	110	112	110	108	108	106	105	96
ROOM INDEX	UF(total)									Direct
According to DIN EN 13032-2 2004			Suspended					SHRNOM = 1.25		

C Range: 0 - 360DEG
C Interval: 15.0DEG
Test Speed: HIGH
Temperature:25.3DEG
Operators:ZhangXiao
Test Date:2016-07-29

γ Range: 0 - 180DEG
 γ Interval: 1.0DEG
 γ Test System:EVERFINE GO-2000B_V1 SYSTEM V2.0.265
Humidity:65.0%
Test Distance:6.610m [K=1.0000]
Remarks:

ISOCANDELA DIAGRAM

Test:U:226.6V I:0.1830A P:39.60W PF:0.9540 Lamp Flux:4250.05x1 lm		
NAME:	TYPE:	WEIGHT:
DIM.:	SPEC.:	SERIAL No.:
MFR.: Rayconn	SUR.:	PROTECTION ANGLE:



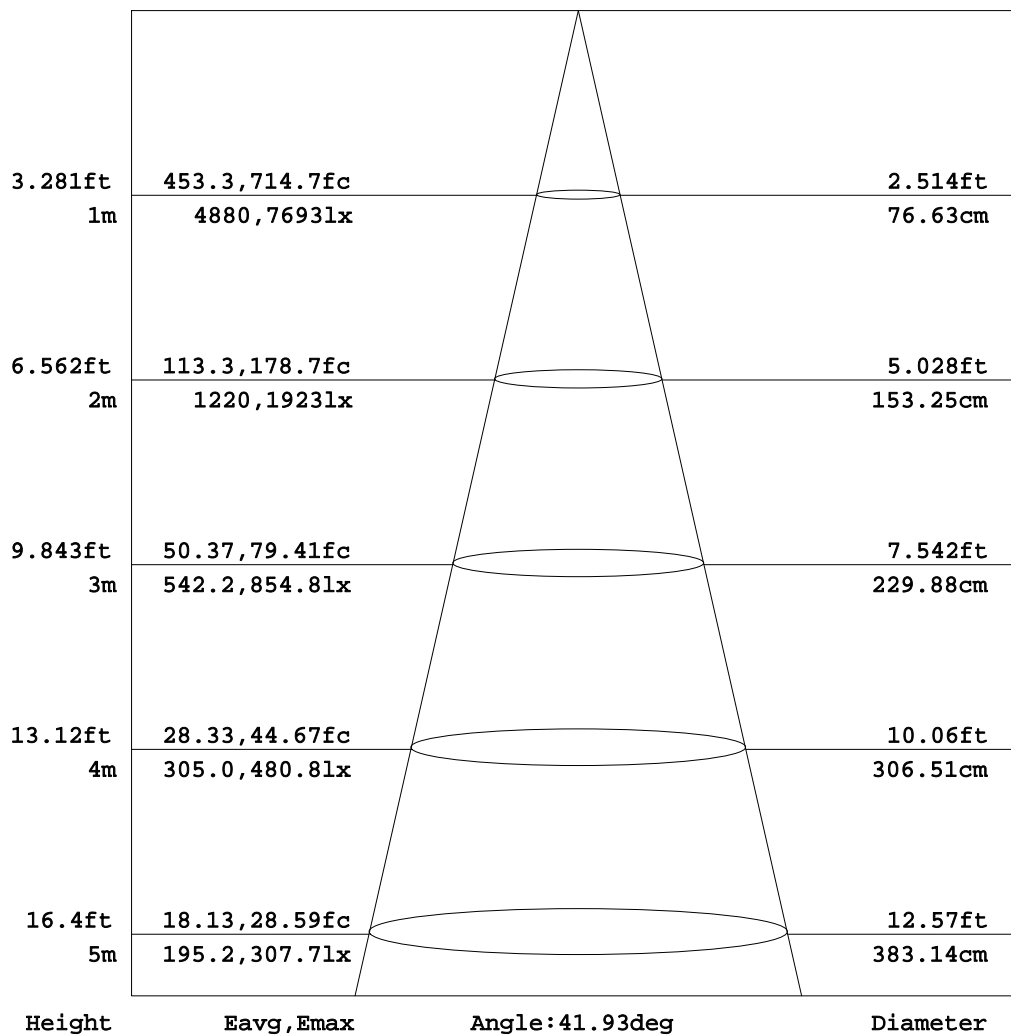
C Range: 0 - 360DEG
C Interval: 15.0DEG
Test Speed: HIGH
Temperature:25.3DEG
Operators:ZhangXiao
Test Date:2016-07-29

γ Range: 0 - 180DEG
 γ Interval: 1.0DEG
Test System:EVERFINE GO-2000B_V1 SYSTEM V2.0.265
Humidity:65.0%
Test Distance:6.610m [K=1.0000]
Remarks:

AAI Figure

Test:U:226.6V I:0.1830A P:39.60W PF:0.9540 Lamp Flux:4250.05x1 lm		
NAME:	TYPE:	WEIGHT:
DIM.:	SPEC.:	SERIAL No.:
MFR.: Rayconn	SUR.:	PROTECTION ANGLE:

Flux out:2259 lm



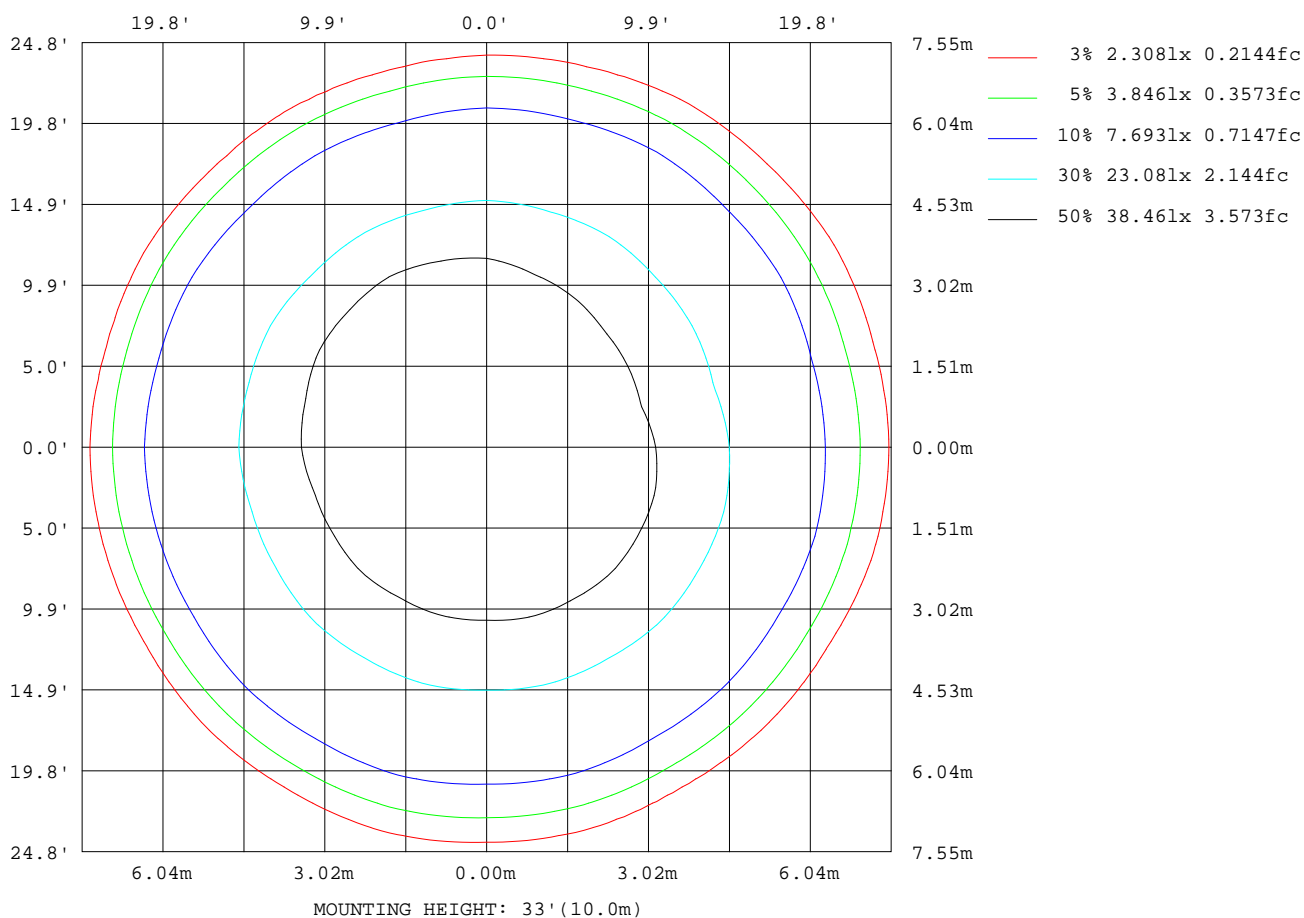
Note:The Curves indicate the illuminated area and the average illumination when the luminaire is at different distance.

C Range: 0 - 360DEG
C Interval: 15.0DEG
Test Speed: HIGH
Temperature:25.3DEG
Operators:ZhangXiao
Test Date:2016-07-29

γ Range: 0 - 180DEG
γ Interval: 1.0DEG
Test System:EVERFINE GO-2000B_V1 SYSTEM V2.0.265
Humidity:65.0%
Test Distance:6.610m [K=1.0000]
Remarks:

ISOLUX DIAGRAM

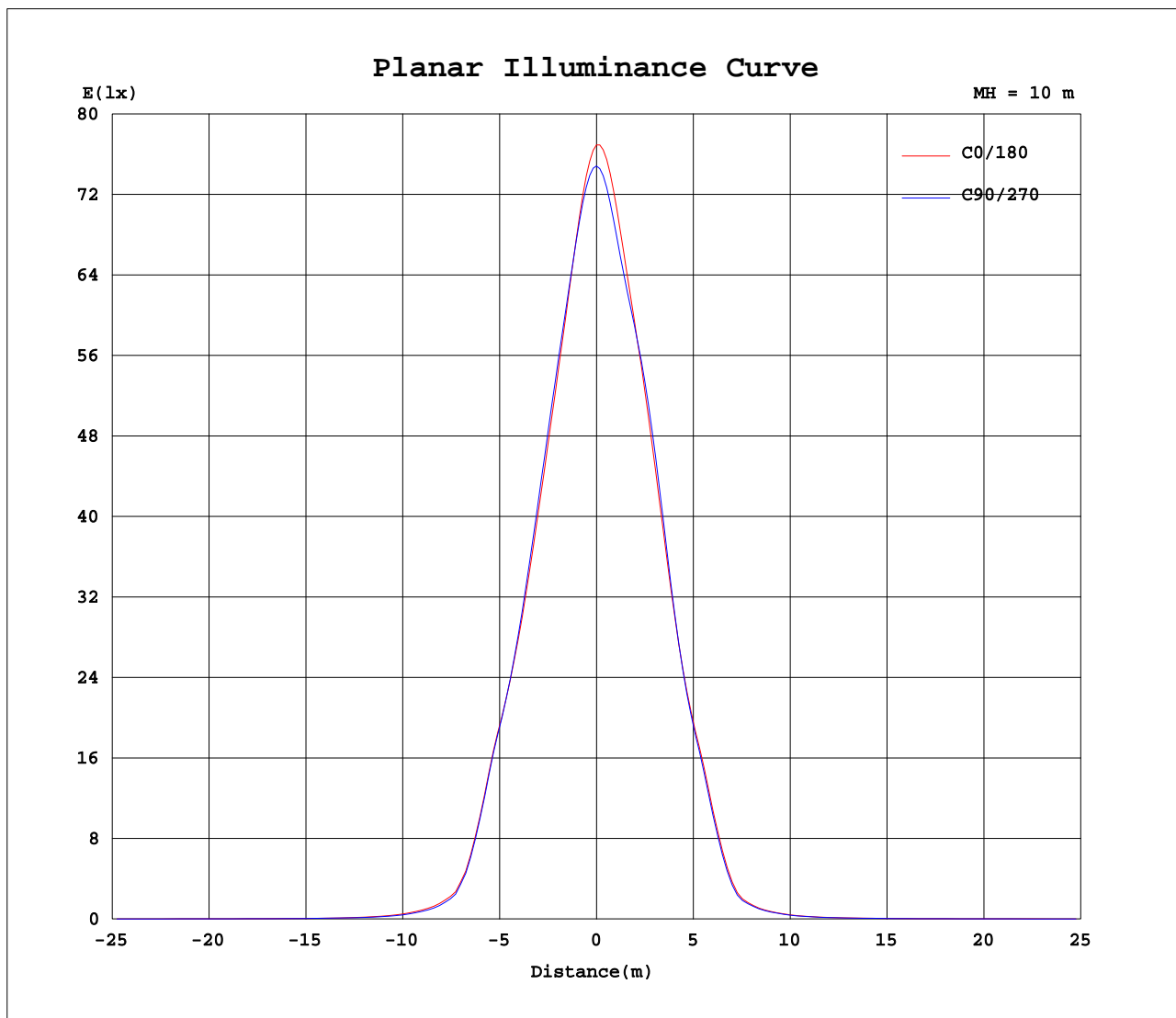
Test:U:226.6V I:0.1830A P:39.60W PF:0.9540 Lamp Flux:4250.05x1 lm		
NAME:	TYPE:	WEIGHT:
DIM.:	SPEC.:	SERIAL No.:
MFR.: Rayconn	SUR.:	PROTECTION ANGLE:



C Range: 0 - 360DEG
C Interval: 15.0DEG
Test Speed: HIGH
Temperature: 25.3DEG
Operators: ZhangXiao
Test Date: 2016-07-29

γ Range: 0 - 180DEG
γ Interval: 1.0DEG
Test System: EVERFINE GO-2000B_V1 SYSTEM V2.0.265
Humidity: 65.0%
Test Distance: 6.610m [K=1.0000]
Remarks:

Planar Illuminance Curve



C Range: 0 - 360DEG
C Interval: 15.0DEG
Test Speed: HIGH
Temperature: 25.3DEG
Operators: ZhangXiao
Test Date: 2016-07-29

γ Range: 0 - 180DEG
 γ Interval: 1.0DEG
Test System: EVERFINE GO-2000B_V1 SYSTEM V2.0.265
Humidity: 65.0%
Test Distance: 6.610m [K=1.0000]
Remarks:

LUMINOUS DISTRIBUTION INTENSITY DATA

Test:U:226.6V I:0.1830A P:39.60W PF:0.9540 Lamp Flux:4250.05x1 lm																				
NAME:										TYPE:					WEIGHT:					
DIM.:										SPEC.:					SERIAL No.:					
MFR.: Rayconn										SUR.:					PROTECTION ANGLE:					

Table--1

UNIT: cd

C(DEG) γ (DEG)	0	15	30	45	60	75	90	105	120	135	150	165	180	195	210	225	240	255	270
0	7515	7515	7515	7515	7515	7515	7515	7515	7515	7515	7515	7515	7515	7515	7515	7515	7515	7515	7515
5	6900	6968	6984	7039	7034	7071	7046	7078	7057	7100	7092	7144	7157	7158	7207	7183	7179	7105	7063
10	5870	6005	6070	6166	6147	6169	6123	6147	6130	6189	6189	6263	6321	6421	6615	6712	6729	6580	6386
15	4854	5027	5098	5186	5153	5183	5121	5160	5153	5249	5252	5329	5419	5584	5918	6086	6182	5962	5705
20	3807	3954	3994	4057	4015	4048	4000	4058	4051	4143	4117	4165	4206	4272	4517	4550	4684	4511	4420
25	2875	2955	2950	2993	2945	2983	2952	3002	2978	3023	2965	2985	2971	2946	3006	2942	2989	2955	3020
30	1865	1918	1851	1887	1832	1914	1879	1964	1926	1993	1933	1973	1956	1891	1918	1838	1874	1837	1934
35	662	652	628	606	605	619	638	658	654	656	652	664	659	644	644	622	615	605	622
40	279	268	243	239	233	244	246	257	247	247	239	244	238	226	223	211	212	210	226
45	139	133	117	115	113	118	119	123	119	120	116	118	115	109	110	103	105	103	111
50	72.0	68.4	63.0	62.1	61.4	63.5	63.6	64.9	63.4	63.7	62.4	63.0	61.7	59.8	60.0	57.8	58.3	57.5	60.3
55	43.2	42.2	40.3	40.2	40.0	40.8	40.8	41.2	40.8	41.2	40.8	41.2	40.5	39.9	40.4	39.8	40.0	39.3	40.1
60	29.8	29.8	29.0	29.0	28.9	29.4	29.3	29.6	29.4	29.9	29.7	30.0	29.4	29.0	29.5	29.0	29.3	28.8	29.2
65	22.4	22.6	22.2	22.3	22.2	22.5	22.4	22.5	22.5	22.9	22.8	23.0	22.5	22.1	22.2	21.8	22.0	21.7	22.1
70	17.5	17.6	17.4	17.4	17.4	17.6	17.5	17.6	17.5	17.9	17.9	18.0	17.8	17.5	17.5	17.3	17.4	17.2	17.4
75	13.9	14.1	13.8	13.8	13.7	14.0	13.9	14.1	14.0	14.3	14.3	14.4	14.6	14.5	14.4	14.4	14.4	14.3	14.4
80	11.5	11.4	11.3	11.4	11.4	11.4	11.4	11.5	11.5	11.7	11.8	11.9	12.4	12.4	12.2	12.2	12.2	12.2	12.3
85	10.1	9.78	9.64	9.68	9.62	9.70	9.74	9.88	9.93	10.1	10.1	11.0	11.6	11.4	11.1	11.1	11.1	11.1	11.1
90	8.57	8.20	8.02	8.10	8.08	8.01	8.04	8.06	8.12	8.11	8.15	8.79	10.0	9.99	9.65	9.74	9.66	9.62	9.62
95	8.25	8.05	7.89	7.96	7.95	7.95	7.96	7.96	7.97	7.96	7.99	8.58	10.3	10.2	9.89	9.97	9.90	9.91	9.92
100	8.06	8.02	7.99	8.01	8.04	8.04	8.04	8.04	8.04	8.03	8.03	8.24	10.4	10.4	10.2	10.3	10.2	10.3	10.3
105	8.61	8.55	8.57	8.55	8.60	8.57	8.61	8.59	8.64	8.60	8.60	8.63	10.9	11.0	10.9	10.9	10.9	10.9	10.9
110	9.72	9.66	9.70	9.64	9.70	9.65	9.73	9.71	9.77	9.71	9.73	9.69	11.9	11.9	11.9	11.9	11.9	11.9	11.9
115	11.4	11.3	11.4	11.3	11.4	11.4	11.5	11.4	11.4	11.3	11.4	11.3	13.4	13.4	13.4	13.4	13.4	13.4	13.4
120	13.7	13.7	13.8	13.7	13.8	13.7	13.8	13.6	13.6	13.5	13.5	13.4	15.3	15.3	15.3	15.4	15.3	15.4	15.4
125	16.5	16.5	16.7	16.6	16.7	16.6	16.6	16.4	16.4	16.2	16.3	16.1	17.7	17.7	17.7	17.8	17.7	17.8	17.8
130	19.8	19.8	19.9	19.8	19.9	19.8	19.8	19.6	19.6	19.4	19.5	19.3	20.5	20.5	20.5	20.5	20.5	20.6	20.6
135	23.2	23.2	23.2	23.2	23.3	23.1	23.1	23.0	23.1	23.0	22.9	22.7	23.5	23.5	23.5	23.5	23.5	23.6	23.7
140	26.4	26.4	26.4	26.4	26.4	26.3	26.3	26.2	26.3	26.2	26.2	26.0	26.7	26.6	26.6	26.6	26.5	26.7	26.7
145	29.3	29.3	29.3	29.3	29.6	29.2	29.2	29.2	29.4	29.6	29.1	29.0	29.5	30.0	30.3	29.5	29.4	29.5	30.0
150	31.6	31.6	31.6	31.6	31.7	31.6	31.6	31.5	31.6	31.6	31.5	31.5	31.9	32.2	32.3	31.9	31.9	31.9	32.2
155	33.0	33.1	33.1	33.1	33.1	33.1	33.1	33.0	33.0	33.0	33.0	33.0	33.4	33.4	33.5	33.4	33.4	33.4	33.5
160	33.7	33.8	33.8	33.8	33.8	33.8	33.7	33.8	33.8	33.8	33.8	33.8	34.2	34.1	34.2	34.1	34.1	34.1	34.1
165	33.9	34.0	33.9	33.9	33.9	34.0	34.0	34.2	34.2	34.3	34.2	34.3	34.6	34.4	34.5	34.4	34.5	34.4	34.5
170	33.9	33.9	33.8	33.9	33.9	34.2	34.2	34.4	34.4	34.5	34.4	34.4	34.8	34.6	34.7	34.6	34.6	34.6	34.6
175	34.2	34.4	34.3	34.5	34.5	34.7	34.7	34.8	34.7	34.7	34.7	34.7	34.9	34.8	35.0	34.9	34.9	34.8	34.8
180	34.9	35.1	35.1	35.2	35.1	35.3	35.2	35.2	35.1	35.2	35.1	35.2	35.1	35.0	35.2	35.1	35.2	35.2	35.2

C Range: 0 - 360DEG
C Interval: 15.0DEG
Test Speed: HIGH
Temperature:25.3DEG
Operators:ZhangXiao
Test Date:2016-07-29

γ Range: 0 - 180DEG
γ Interval: 1.0DEG
Test System:EVERFINE GO-2000B_V1 SYSTEM V2.0.265
Humidity:65.0%
Test Distance:6.610m [K=1.0000]
Remarks:

LUMINOUS DISTRIBUTION INTENSITY DATA

Test:U:226.6V I:0.1830A P:39.60W PF:0.9540 Lamp Flux:4250.05x1 lm		
NAME:	TYPE:	WEIGHT:
DIM.:	SPEC.:	SERIAL No.:
MFR.: Rayconn	SUR.:	PROTECTION ANGLE:

Table--2

UNIT: cd

C(DEC) γ (DEC)	285	300	315	330	345														
0	7515	7515	7515	7515	7515														
5	6966	6941	6869	6889	6860														
10	6144	6008	5854	5831	5795														
15	5336	5118	4895	4836	4771														
20	4154	4043	3865	3815	3730														
25	2969	2980	2914	2899	2843														
30	1917	1991	1933	1967	1877														
35	641	664	668	667	662														
40	238	259	268	287	285														
45	115	126	132	146	142														
50	61.7	66.5	70.1	74.4	74.4														
55	40.1	41.6	42.5	44.2	43.4														
60	28.8	29.5	29.5	30.1	29.3														
65	21.9	22.3	22.3	22.6	21.9														
70	17.3	17.6	17.5	17.6	17.3														
75	14.3	14.4	14.4	14.4	14.1														
80	12.2	12.2	12.1	12.1	12.1														
85	11.1	11.0	10.9	10.9	11.2														
90	9.66	9.69	9.60	9.54	10.1														
95	9.91	9.94	9.89	9.85	10.3														
100	10.3	10.3	10.2	10.2	10.4														
105	10.9	10.9	10.9	10.9	11.0														
110	12.0	11.9	12.0	11.9	12.0														
115	13.5	13.4	13.5	13.4	13.5														
120	15.4	15.4	15.5	15.4	15.5														
125	17.9	17.8	17.9	17.9	18.0														
130	20.8	20.7	20.8	20.8	21.0														
135	23.9	23.8	23.9	23.9	24.1														
140	26.9	26.9	27.0	27.0	27.2														
145	30.1	29.7	29.8	29.8	30.2														
150	32.1	32.0	32.0	32.0	32.2														
155	33.5	33.4	33.5	33.4	33.5														
160	34.1	34.1	34.1	34.1	34.1														
165	34.4	34.5	34.4	34.4	34.4														
170	34.6	34.6	34.6	34.6	34.6														
175	34.8	34.8	34.8	34.9	34.8														
180	35.1	35.2	35.2	35.2	35.2														

C Range: 0 - 360DEG
C Interval: 15.0DEG
Test Speed: HIGH
Temperature:25.3DEG
Operators:ZhangXiao
Test Date:2016-07-29

γ Range: 0 - 180DEG
γ Interval: 1.0DEG
γ Test System:EVERFINE GO-2000B_V1 SYSTEM V2.0.265
Humidity:65.0%
Test Distance:6.610m [K=1.0000]
Remarks: