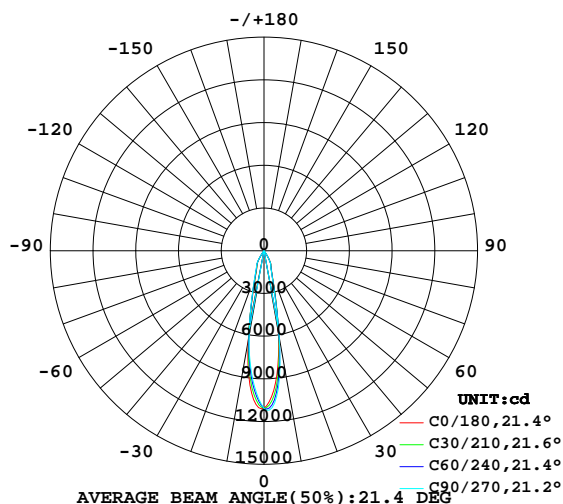


## LUMINAIRE PHOTOMETRIC TEST REPORT

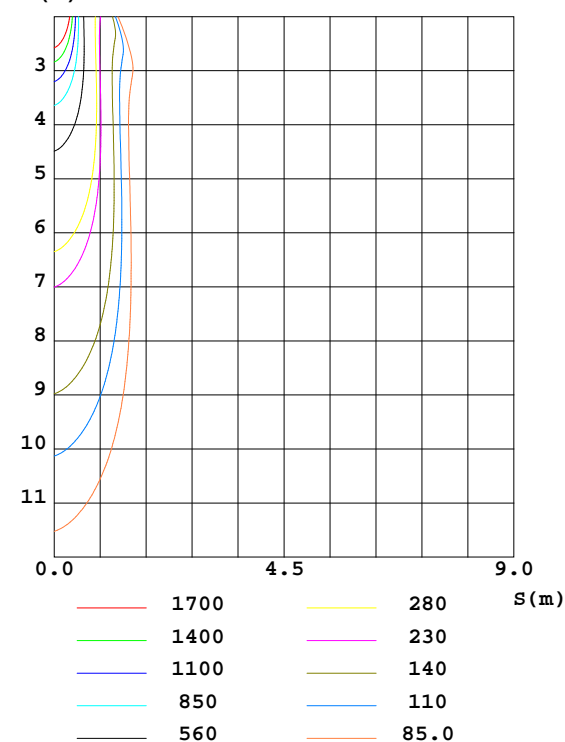
Test:U:226.5V I:0.1270A P:27.80W PF:0.9620 Lamp Flux:2553.25x1 lm		
NAME:	TYPE:	WEIGHT:
DIM.:	SPEC.:	SERIAL No.:
MFR.: Rayconn	SUR.:	PROTECTION ANGLE:

DATA OF LAMP		PHOTOMETRIC DATA Eff: 91.84 lm/W			
MODEL	DL10-30W-940-W-20-02	Imax(cd)	11268	S/MH(C0/180)	0.36
NOMINAL POWER(W)	30	LOR(%)	100.0	S/MH(C90/270)	0.36
RATED VOLTAGE(V)	226	TOTAL FLUX(lm)	2553.3	η UP,DN(C0-180)	1.2,48.1
NOMINAL FLUX(lm)	2553.25	CIE CLASS	DIRECT	η UP,DN(C180-360)	1.4,49.3
LAMPS INSIDE	1	η up(%)	2.6	CIBSE SHR NOM	0.00
TEST VOLTAGE(V)	226.5	η down(%)	97.4	CIBSE SHR MAX	1.00

LUMINOUS INTENSITY DISTRIBUTION DIAGRAM



C0 PLANE ISOLUX DIAGRAM (UNIT:lx)



C Range: 0 - 360DEG  
C Interval: 15.0DEG  
Test Speed: HIGH  
Temperature:25.3DEG  
Operators:ZhangXiao  
Test Date:2016-09-09

γ Range: 0 - 180DEG  
γ Interval: 1.0DEG  
Test System:EVERFINE GO-2000B\_V1 SYSTEM V2.0.265  
Humidity:65.0%  
Test Distance:6.590m [K=1.0000]  
Remarks:

## ZONAL FLUX DIAGRAM

### ZONAL FLUX DIAGRAM:

γ	C0	C45	C90	C135	C180	C225	C270	C315	γ	Φ zone	Φ total	%lum, lamp
10	586.9	619.6	618.6	645.6	640.1	606.1	602.2	581.6	0- 10	809.3	809.3	31.7,31.7
20	160.6	159.4	151.3	156.8	164.0	170.0	183.1	171.7	10- 20	860.4	1670	65.4,65.4
30	80.36	79.60	76.12	81.30	84.91	85.35	88.92	84.87	20- 30	548.8	2219	86.9,86.9
40	6.994	6.607	6.769	6.827	7.050	7.269	7.507	7.538	30- 40	190.1	2409	94.3,94.3
50	2.336	2.382	2.301	2.368	2.322	2.332	2.413	2.446	40- 50	30.56	2439	95.5,95.5
60	1.529	1.539	1.533	1.548	1.509	1.507	1.520	1.527	50- 60	16.60	2456	96.2,96.2
70	1.134	1.147	1.146	1.157	1.128	1.137	1.123	1.133	60- 70	13.20	2469	96.7,96.7
80	0.7954	0.7906	0.7777	0.7838	0.7845	0.8036	0.7957	0.8024	70- 80	10.09	2479	97.1,97.1
90	0.5015	0.5303	0.4949	0.4959	0.5958	0.6372	0.5976	0.5996	80- 90	7.239	2486	97.4,97.4
100	0.4054	0.4143	0.4018	0.4013	0.6185	0.6369	0.6198	0.6205	90-100	5.742	2492	97.6,97.6
110	0.5249	0.5280	0.5287	0.5217	0.6831	0.6834	0.6796	0.6847	100-110	5.797	2498	97.8,97.8
120	0.7122	0.7220	0.7291	0.7197	0.8265	0.8227	0.8139	0.8236	110-120	6.745	2505	98.1,98.1
130	1.127	1.130	1.133	1.119	1.184	1.184	1.179	1.195	120-130	8.379	2513	98.4,98.4
140	1.678	1.683	1.687	1.682	1.696	1.691	1.684	1.700	130-140	11.01	2524	98.9,98.9
150	1.990	1.990	1.992	1.994	2.008	2.005	1.999	2.011	140-150	11.68	2536	99.3,99.3
160	2.103	2.112	2.108	2.117	2.121	2.121	2.122	2.130	150-160	9.551	2545	99.7,99.7
170	2.098	2.108	2.107	2.124	2.128	2.129	2.138	2.145	160-170	6.058	2551	99.9,99.9
180	2.027	2.042	2.036	2.040	2.036	2.038	2.040	2.038	170-180	1.983	2553	100,100
DEG	LUMINOUS INTENSITY:×10cd									UNIT:lm		

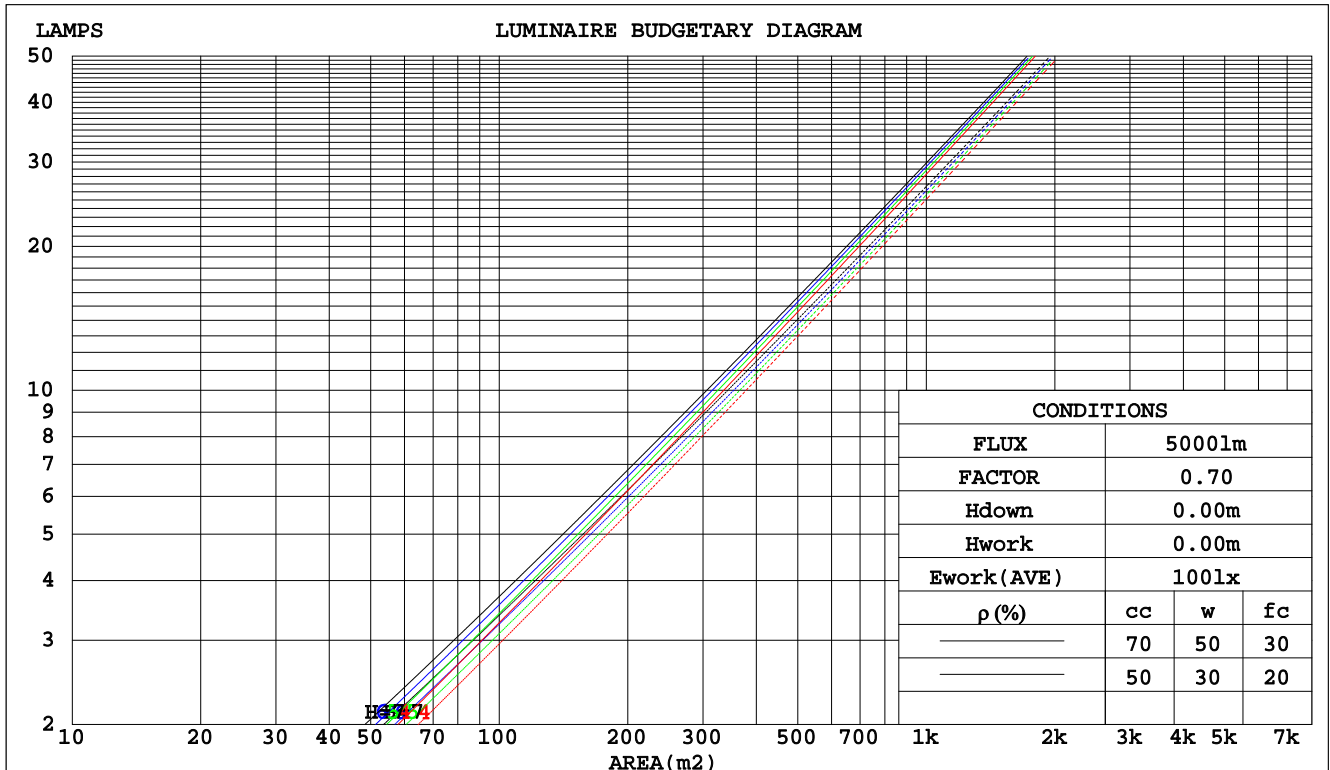
C Range: 0 - 360DEG  
C Interval: 15.0DEG  
Test Speed: HIGH  
Temperature:25.3DEG  
Operators:ZhangXiao  
Test Date:2016-09-09

γ Range: 0 - 180DEG  
γ Interval: 1.0DEG  
Test System:EVERFINE GO-2000B\_V1 SYSTEM V2.0.265  
Humidity:65.0%  
Test Distance:6.590m [K=1.0000]  
Remarks:

## CU AND LUMINAIRE BUDGETARY ESTIMATE DIAGRAM

Test:U:226.5V I:0.1270A P:27.80W PF:0.9620 Lamp Flux:2553.25x1 lm		
NAME:	TYPE:	WEIGHT:
DIM.:	SPEC.:	SERIAL No.:
MFR.: Rayconn	SUR.:	PROTECTION ANGLE:

pcc	80%			70%			50%			30%			10%			0
pw	50%	30%	10%	50%	30%	10%	50%	30%	10%	50%	30%	10%	50%	30%	10%	0
pfc	20%			20%			20%			20%			20%			0
RCR	RCR:Room Cavity Ratio						Coefficients of Utilization(CU)									
0.0	1.18	1.18	1.18	1.15	1.15	1.15	1.10	1.10	1.10	1.04	1.04	1.04	.00	.00	.00	.97
1.0	1.11	1.09	1.07	1.09	1.07	1.05	1.04	1.03	1.02	1.00	.99	.98	.97	.96	.95	.93
2.0	1.05	1.02	.99	1.03	1.00	.98	.00	.97	.95	.97	.95	.93	.94	.92	.91	.89
3.0	1.00	.96	.93	.99	.95	.92	.96	.93	.90	.93	.91	.88	.91	.89	.87	.85
4.0	.95	.91	.88	.94	.90	.87	.92	.88	.86	.90	.87	.84	.88	.85	.83	.82
5.0	.91	.87	.83	.90	.86	.83	.88	.85	.82	.87	.83	.81	.85	.82	.80	.79
6.0	.88	.83	.80	.87	.82	.79	.85	.81	.79	.84	.80	.78	.82	.79	.77	.76
7.0	.84	.80	.76	.84	.79	.76	.82	.78	.76	.81	.78	.75	.80	.77	.74	.73
8.0	.81	.77	.73	.81	.76	.73	.79	.76	.73	.78	.75	.72	.77	.74	.72	.71
9.0	.78	.74	.71	.78	.74	.71	.77	.73	.70	.76	.72	.70	.75	.72	.70	.69
10.0	.76	.71	.68	.75	.71	.68	.75	.71	.68	.74	.70	.68	.73	.70	.67	.66



C Range: 0 - 360DEG  
C Interval: 15.0DEG  
Test Speed: HIGH  
Temperature:25.3DEG  
Operators:ZhangXiao  
Test Date:2016-09-09

γ Range: 0 - 180DEG  
γ Interval: 1.0DEG  
Test System:EVERFINE GO-2000B\_V1 SYSTEM V2.0.265  
Humidity:65.0%  
Test Distance:6.590m [K=1.0000]  
Remarks:

## WEC AND CCEC

Test:U:226.5V I:0.1270A P:27.80W PF:0.9620 Lamp Flux:2553.25x1 lm					
NAME:		TYPE:		WEIGHT:	
DIM.:		SPEC.:		SERIAL No.:	
MFR.: Rayconn		SUR.:		PROTECTION ANGLE:	

pcc	80%			70%			50%			30%			10%			0
pw	50%	30%	10%	50%	30%	10%	50%	30%	10%	50%	30%	10%	50%	30%	10%	0
pfc	20%			20%			20%			20%			20%			0
RCR	RCR:Room Cavity Ratio						Wall Exitance Coefficients(WEC)									
0.0																
1.0	.154	.088	.028	.147	.084	.027	.133	.076	.024	.120	.069	.022	.108	.063	.020	
2.0	.143	.078	.024	.136	.075	.023	.125	.069	.022	.114	.064	.020	.104	.059	.019	
3.0	.133	.071	.021	.128	.068	.021	.118	.064	.019	.109	.059	.018	.100	.055	.017	
4.0	.125	.065	.019	.120	.063	.019	.112	.059	.018	.104	.056	.017	.096	.052	.016	
5.0	.118	.060	.017	.114	.058	.017	.106	.055	.016	.099	.052	.016	.093	.050	.015	
6.0	.111	.056	.016	.108	.054	.016	.101	.052	.015	.095	.049	.015	.089	.047	.014	
7.0	.105	.052	.015	.102	.051	.015	.097	.049	.014	.091	.047	.014	.086	.045	.013	
8.0	.100	.049	.014	.098	.048	.014	.093	.046	.013	.088	.044	.013	.083	.043	.012	
9.0	.096	.046	.013	.093	.046	.013	.089	.044	.012	.084	.042	.012	.080	.041	.012	
10.0	.092	.044	.012	.090	.043	.012	.085	.042	.012	.081	.040	.011	.078	.039	.011	

pcc	80%			70%			50%			30%			10%			0
pw	50%	30%	10%	50%	30%	10%	50%	30%	10%	50%	30%	10%	50%	30%	10%	0
pfc	20%			20%			20%			20%			20%			0
RCR	RCR:Room Cavity Ratio						Ceiling Cavity Exitance Coefficients(CCEC)									
0.0	.210	.210	.210	.180	.180	.180	.123	.123	.123	.071	.071	.071	.023	.023	.023	
1.0	.190	.178	.167	.162	.152	.144	.111	.105	.099	.064	.061	.058	.020	.020	.019	
2.0	.173	.153	.136	.148	.132	.118	.101	.091	.082	.058	.053	.048	.019	.017	.016	
3.0	.158	.134	.114	.136	.115	.099	.093	.080	.069	.054	.047	.041	.017	.015	.013	
4.0	.147	.119	.097	.126	.103	.085	.087	.071	.060	.050	.042	.035	.016	.014	.012	
5.0	.137	.107	.085	.117	.092	.074	.081	.064	.052	.047	.038	.031	.015	.012	.010	
6.0	.128	.097	.075	.110	.084	.065	.076	.059	.046	.044	.035	.027	.014	.011	.009	
7.0	.121	.089	.067	.104	.077	.058	.072	.054	.041	.042	.032	.024	.013	.010	.008	
8.0	.115	.082	.060	.099	.071	.053	.068	.050	.037	.040	.030	.022	.013	.010	.007	
9.0	.109	.077	.055	.094	.067	.048	.065	.047	.034	.038	.028	.020	.012	.009	.007	
10.0	.104	.072	.051	.090	.063	.044	.062	.044	.032	.036	.026	.019	.012	.009	.006	

C Range: 0 - 360DEG  
C Interval: 15.0DEG  
Test Speed: HIGH  
Temperature:25.3DEG  
Operators:ZhangXiao  
Test Date:2016-09-09

γ Range: 0 - 180DEG  
γ Interval: 1.0DEG  
Test System:EVERFINE GO-2000B\_V1 SYSTEM V2.0.265  
Humidity:65.0%  
Test Distance:6.590m [K=1.0000]  
Remarks:

### Uncorrected UGR Table

Test:U:226.5V I:0.1270A P:27.80W PF:0.9620 Lamp Flux:2553.25x1 lm											
NAME:					TYPE:			WEIGHT:			
DIM.:					SPEC.:			SERIAL No.:			
MFR.: Rayconn					SUR.:			PROTECTION ANGLE:			
ceiling/cavity	0.7	0.7	0.5	0.5	0.3	0.7	0.7	0.5	0.5	0.3	
walls	0.5	0.3	0.5	0.3	0.3	0.5	0.3	0.5	0.3	0.3	
working plane	0.2	0.2	0.2	0.2	0.2	0.2	0.2	0.2	0.2	0.2	
Room dimensions		Viewed crosswise					Viewed endwise				
x = 2H y = 2H	13.8	14.5	14.0	14.7	14.9	13.5	14.2	13.7	14.4	14.6	
	3H	14.0	14.7	14.3	14.9	15.1	13.7	14.4	14.0	14.6	14.9
	4H	14.2	14.8	14.5	15.1	15.4	13.9	14.6	14.2	14.8	15.1
	6H	14.5	15.1	14.8	15.4	15.7	14.3	14.9	14.6	15.1	15.4
	8H	14.7	15.3	15.1	15.6	15.9	14.5	15.0	14.8	15.3	15.6
	12H	15.0	15.5	15.3	15.9	16.2	14.7	15.3	15.1	15.6	15.9
4H	2H	13.7	14.3	14.0	14.6	14.8	13.4	14.0	13.7	14.3	14.5
	3H	14.1	14.6	14.4	14.9	15.2	13.8	14.4	14.2	14.7	15.0
	4H	14.4	14.9	14.8	15.3	15.6	14.2	14.7	14.6	15.0	15.4
	6H	14.9	15.4	15.3	15.7	16.1	14.7	15.1	15.1	15.5	15.9
	8H	15.2	15.6	15.7	16.0	16.5	15.0	15.4	15.4	15.8	16.2
	12H	15.6	16.0	16.1	16.4	16.9	15.4	15.8	15.9	16.2	16.7
8H	4H	14.5	14.9	14.9	15.3	15.7	14.3	14.7	14.7	15.1	15.5
	6H	15.2	15.5	15.7	16.0	16.4	15.0	15.3	15.5	15.8	16.2
	8H	15.7	16.0	16.2	16.4	16.9	15.5	15.8	16.0	16.2	16.7
	12H	16.3	16.5	16.8	17.0	17.6	16.1	16.3	16.6	16.8	17.4
12H	4H	14.5	14.9	15.0	15.3	15.7	14.3	14.7	14.7	15.1	15.5
	6H	15.3	15.6	15.8	16.0	16.5	15.1	15.4	15.6	15.8	16.3
	8H	15.8	16.1	16.3	16.6	17.1	15.6	15.9	16.1	16.4	16.9
Variations with the observer position at spacings:											
S = 1.0H	+ 0.7 / - 0.5					+ 0.7 / - 0.5					
1.5H	+ 1.5 / - 0.4					+ 1.4 / - 0.4					
2.0H	+ 0.2 / - 0.2					+ 0.2 / - 0.2					

CIE Pub.117 Corrected 2553 lm Total Lamp Luminous Flux.(8log(F/F0) = 3.3)

C Range: 0 - 360DEG  
C Interval: 15.0DEG  
Test Speed: HIGH  
Temperature:25.3DEG  
Operators:ZhangXiao  
Test Date:2016-09-09

γ Range: 0 - 180DEG  
γ Interval: 1.0DEG  
Test System:EVERFINE GO-2000B\_V1 SYSTEM V2.0.265  
Humidity:65.0%  
Test Distance:6.590m [K=1.0000]  
Remarks:

### UTILIZATION FACTORS TABLE

Test:U:226.5V I:0.1270A P:27.80W PF:0.9620 Lamp Flux:2553.25x1 lm		
NAME:	TYPE:	WEIGHT:
DIM.:	SPEC.:	SERIAL No.:
MFR.: Rayconn	SUR.:	PROTECTION ANGLE:

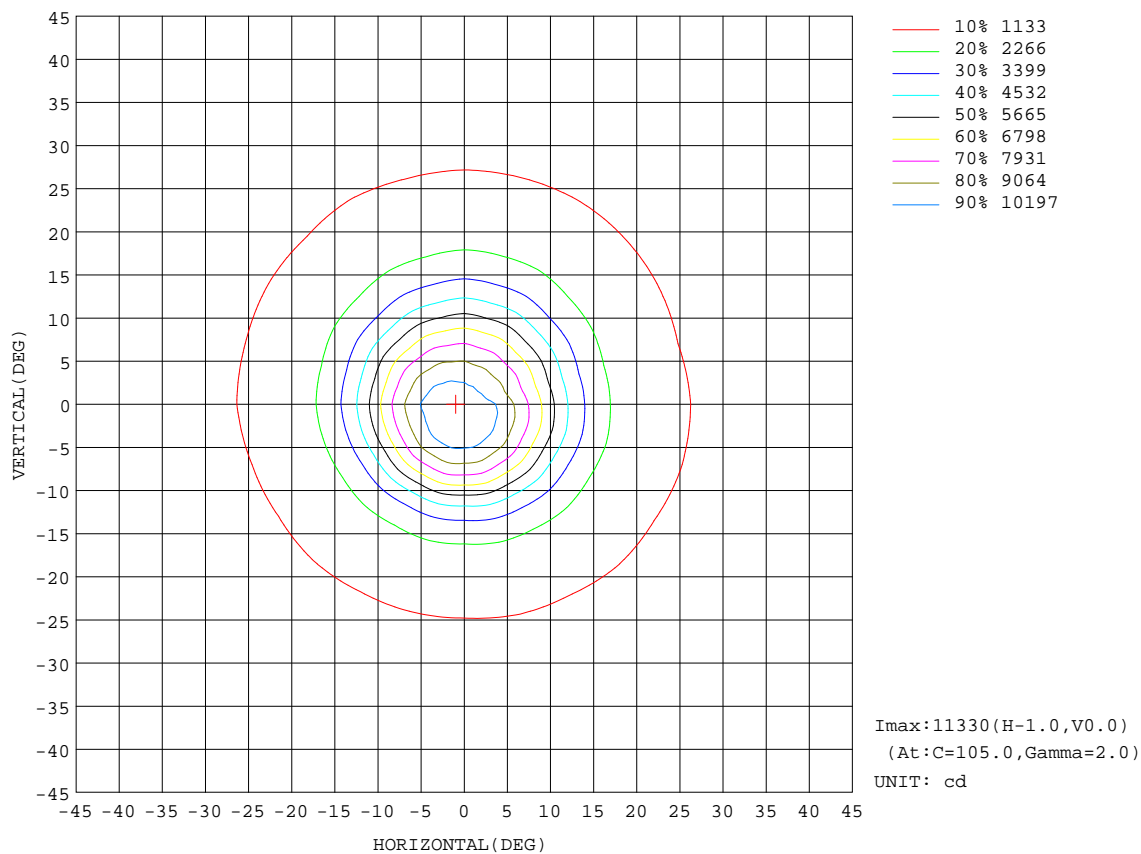
REFLECTANCE										
Ceiling	0.8	0.8	0.8	0.7	0.7	0.7	0.5	0.5	0.5	0
Walls	0.7	0.5	0.3	0.7	0.5	0.3	0.7	0.5	0.3	0
Working plane	0.2	0.2	0.2	0.2	0.2	0.2	0.2	0.2	0.2	0
ROOM INDEX	UTILIZATION FACTORS(PERCENT) $k(RI) \times RCR = 5$									
k = 0.60	88	82	78	88	82	78	87	81	78	75
0.80	95	90	86	94	89	86	93	88	85	82
1.00	99	94	90	98	93	90	96	93	89	85
1.25	103	98	94	102	97	94	100	96	93	89
1.50	105	101	98	104	100	97	102	98	96	91
2.00	108	104	101	106	103	100	103	100	98	92
2.50	110	106	103	108	104	102	104	102	100	93
3.00	111	108	105	109	106	104	105	103	101	94
4.00	113	110	108	111	109	107	107	105	104	96
5.00	114	112	110	112	110	109	108	106	105	97
ROOM INDEX	UF(total)									Direct
According to DIN EN 13032-2 2004			Suspended					SHRNOM = 1.25		

C Range: 0 - 360DEG  
C Interval: 15.0DEG  
Test Speed: HIGH  
Temperature:25.3DEG  
Operators:ZhangXiao  
Test Date:2016-09-09

$\gamma$  Range: 0 - 180DEG  
 $\gamma$  Interval: 1.0DEG  
 $\gamma$  Test System:EVERFINE GO-2000B\_V1 SYSTEM V2.0.265  
Humidity:65.0%  
Test Distance:6.590m [K=1.0000]  
Remarks:

### ISOCANDELA DIAGRAM

Test:U:226.5V I:0.1270A P:27.80W PF:0.9620 Lamp Flux:2553.25x1 lm		
NAME:	TYPE:	WEIGHT:
DIM.:	SPEC.:	SERIAL No.:
MFR.: Rayconn	SUR.:	PROTECTION ANGLE:




C Range: 0 - 360DEG  
C Interval: 15.0DEG  
Test Speed: HIGH  
Temperature:25.3DEG  
Operators:ZhangXiao  
Test Date:2016-09-09

γ Range: 0 - 180DEG  
γ Interval: 1.0DEG  
Test System:EVERFINE GO-2000B\_V1 SYSTEM V2.0.265  
Humidity:65.0%  
Test Distance:6.590m [K=1.0000]  
Remarks:

### AAI Figure

Test:U:226.5V I:0.1270A P:27.80W PF:0.9620 Lamp Flux:2553.25x1 lm		
NAME:	TYPE:	WEIGHT:
DIM.:	SPEC.:	SERIAL No.:
MFR.: Rayconn	SUR.:	PROTECTION ANGLE:

Flux out:923.8 lm



Note: The Curves indicate the illuminated area and the average illumination when the luminaire is at different distance.

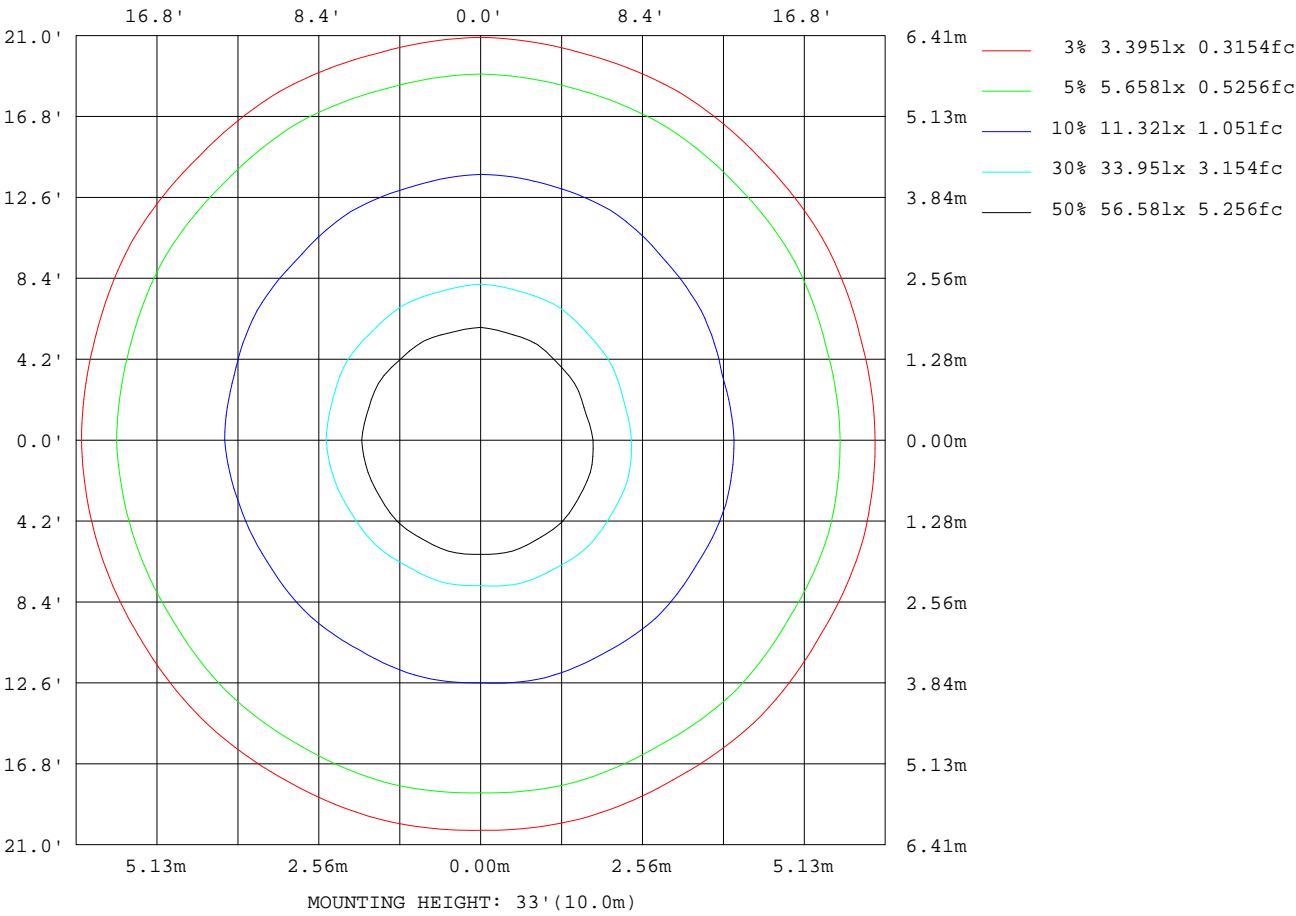
C Range: 0 - 360DEG  
C Interval: 15.0DEG  
Test Speed: HIGH  
Temperature: 25.3DEG  
Operators: ZhangXiao  
Test Date: 2016-09-09

γ Range: 0 - 180DEG  
γ Interval: 1.0DEG  
Test System: EVERFINE GO-2000B\_V1 SYSTEM V2.0.265  
Humidity: 65.0%  
Test Distance: 6.590m [K=1.0000]  
Remarks:



ISOLUX DIAGRAM

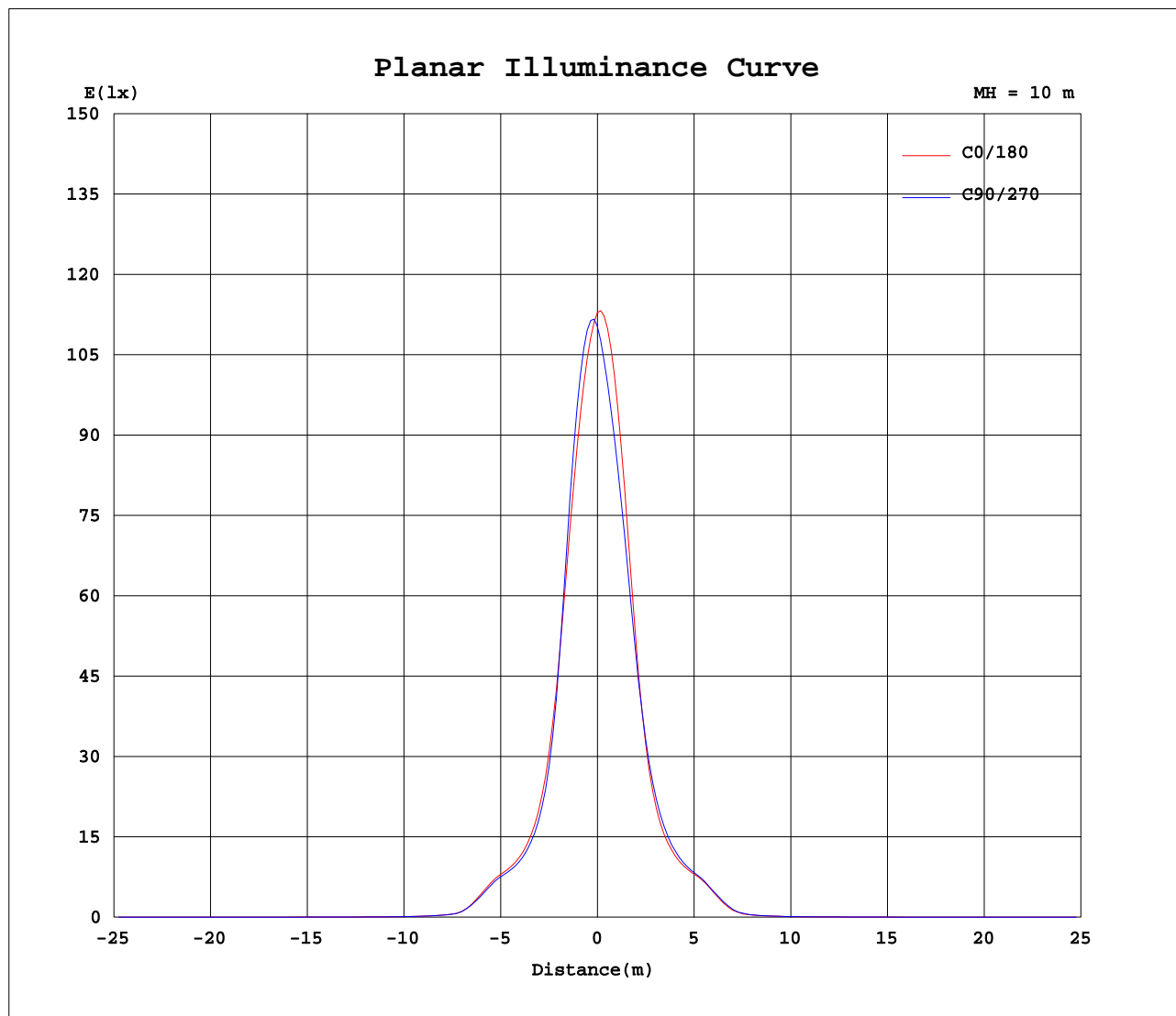
Test:U:226.5V I:0.1270A P:27.80W PF:0.9620 Lamp Flux:2553.25x1 lm		
NAME:	TYPE:	WEIGHT:
DIM.:	SPEC.:	SERIAL No.:
MFR.: Rayconn	SUR.:	PROTECTION ANGLE:



C Range: 0 - 360DEG  
C Interval: 15.0DEG  
Test Speed: HIGH  
Temperature: 25.3DEG  
Operators: ZhangXiao  
Test Date: 2016-09-09

γ Range: 0 - 180DEG  
γ Interval: 1.0DEG  
Test System: EVERFINE GO-2000B\_V1 SYSTEM V2.0.265  
Humidity: 65.0%  
Test Distance: 6.590m [K=1.0000]  
Remarks:

## Planar Illuminance Curve



C Range: 0 - 360DEG  
C Interval: 15.0DEG  
Test Speed: HIGH  
Temperature: 25.3DEG  
Operators: ZhangXiao  
Test Date: 2016-09-09

$\gamma$  Range: 0 - 180DEG  
 $\gamma$  Interval: 1.0DEG  
Test System: EVERFINE GO-2000B\_V1 SYSTEM V2.0.265  
Humidity: 65.0%  
Test Distance: 6.590m [K=1.0000]  
Remarks:

# LUMINOUS DISTRIBUTION INTENSITY DATA

Test:U:226.5V I:0.1270A P:27.80W PF:0.9620 Lamp Flux:2553.25x1 lm																			
NAME:										TYPE:					WEIGHT:				
DIM.:										SPEC.:					SERIAL No.:				
MFR.: Rayconn										SUR.:					PROTECTION ANGLE:				

Table--1

UNIT: ×10cd

γ (DEG) \ C (DEG)	0	15	30	45	60	75	90	105	120	135	150	165	180	195	210	225	240	255	270
0	1106	1106	1106	1106	1106	1106	1106	1106	1106	1106	1106	1106	1106	1106	1106	1106	1106	1106	1106
5	931	955	968	994	1003	1026	1027	1043	1037	1044	1028	1025	1004	977	967	941	932	912	908
10	587	604	604	620	613	629	619	636	627	646	634	648	640	620	627	606	611	593	602
15	286	293	285	289	277	278	266	272	266	278	278	294	298	296	309	304	315	312	321
20	161	162	157	159	155	157	151	155	151	157	155	162	164	164	171	170	177	177	183
25	117	117	115	115	114	114	113	113	113	115	114	117	118	118	120	120	124	124	126
30	80.4	81.6	77.9	79.6	76.2	78.0	76.1	78.9	78.1	81.3	80.5	84.6	84.9	84.3	87.0	85.3	88.6	86.8	88.9
35	19.9	21.2	19.3	20.6	19.1	20.8	19.9	21.4	20.2	22.1	21.3	23.4	23.1	23.0	25.2	24.7	26.6	25.5	27.0
40	6.99	6.84	6.82	6.61	6.63	6.56	6.77	6.66	6.79	6.83	7.02	7.01	7.05	7.25	7.24	7.27	7.57	7.41	7.51
45	3.46	3.51	3.41	3.46	3.37	3.44	3.40	3.49	3.44	3.57	3.55	3.66	3.61	3.56	3.70	3.69	3.82	3.73	3.80
50	2.34	2.35	2.36	2.38	2.35	2.34	2.30	2.31	2.30	2.37	2.38	2.39	2.32	2.28	2.32	2.33	2.38	2.38	2.41
55	1.81	1.83	1.83	1.84	1.82	1.83	1.81	1.82	1.81	1.83	1.83	1.84	1.78	1.74	1.75	1.76	1.80	1.81	1.82
60	1.53	1.54	1.54	1.54	1.53	1.55	1.53	1.55	1.54	1.55	1.54	1.55	1.51	1.50	1.52	1.51	1.52	1.52	1.52
65	1.34	1.35	1.35	1.35	1.34	1.36	1.35	1.36	1.36	1.36	1.35	1.36	1.32	1.32	1.33	1.33	1.33	1.33	1.31
70	1.13	1.14	1.14	1.15	1.14	1.15	1.15	1.16	1.15	1.16	1.15	1.16	1.13	1.12	1.13	1.14	1.14	1.14	1.12
75	0.94	0.95	0.94	0.95	0.94	0.95	0.94	0.96	0.95	0.96	0.95	0.96	0.95	0.94	0.95	0.96	0.96	0.96	0.95
80	0.80	0.79	0.78	0.79	0.78	0.78	0.78	0.79	0.78	0.78	0.78	0.79	0.78	0.79	0.79	0.80	0.80	0.80	0.80
85	0.64	0.64	0.63	0.66	0.64	0.63	0.63	0.64	0.63	0.63	0.63	0.64	0.67	0.67	0.68	0.70	0.69	0.68	0.68
90	0.50	0.49	0.49	0.53	0.51	0.50	0.49	0.50	0.49	0.50	0.49	0.49	0.60	0.60	0.60	0.64	0.61	0.61	0.60
95	0.43	0.43	0.43	0.46	0.44	0.43	0.43	0.43	0.43	0.43	0.43	0.43	0.61	0.61	0.61	0.64	0.62	0.61	0.61
100	0.41	0.40	0.40	0.41	0.41	0.40	0.40	0.40	0.40	0.40	0.40	0.40	0.62	0.62	0.62	0.64	0.63	0.62	0.62
105	0.45	0.44	0.45	0.45	0.44	0.44	0.44	0.44	0.44	0.44	0.44	0.44	0.64	0.64	0.64	0.65	0.65	0.64	0.64
110	0.52	0.52	0.53	0.53	0.53	0.53	0.53	0.53	0.53	0.52	0.52	0.52	0.68	0.68	0.68	0.68	0.68	0.68	0.68
115	0.61	0.61	0.62	0.62	0.62	0.62	0.62	0.62	0.62	0.62	0.62	0.61	0.74	0.74	0.74	0.74	0.73	0.74	0.73
120	0.71	0.71	0.72	0.72	0.73	0.73	0.73	0.73	0.73	0.72	0.72	0.71	0.83	0.83	0.82	0.82	0.82	0.82	0.81
125	0.88	0.88	0.89	0.89	0.89	0.89	0.89	0.89	0.89	0.88	0.88	0.87	0.97	0.97	0.96	0.97	0.96	0.96	0.96
130	1.13	1.13	1.13	1.13	1.14	1.13	1.13	1.13	1.13	1.12	1.12	1.11	1.18	1.19	1.18	1.18	1.18	1.18	1.18
135	1.42	1.42	1.42	1.42	1.43	1.42	1.42	1.42	1.42	1.41	1.41	1.40	1.45	1.45	1.44	1.45	1.44	1.45	1.44
140	1.68	1.68	1.68	1.68	1.69	1.69	1.69	1.69	1.68	1.68	1.68	1.67	1.70	1.69	1.69	1.69	1.68	1.69	1.68
145	1.88	1.87	1.87	1.87	1.88	1.89	1.87	1.88	1.87	1.88	1.87	1.86	1.88	1.88	1.88	1.88	1.87	1.88	1.87
150	1.99	1.99	1.99	1.99	1.99	2.00	1.99	2.00	1.99	1.99	1.99	1.99	2.01	2.01	2.01	2.00	2.00	2.00	2.00
155	2.06	2.06	2.06	2.06	2.06	2.07	2.06	2.07	2.06	2.07	2.06	2.06	2.08	2.08	2.08	2.08	2.08	2.08	2.08
160	2.10	2.11	2.11	2.11	2.11	2.11	2.11	2.11	2.11	2.12	2.11	2.12	2.12	2.12	2.12	2.12	2.12	2.13	2.12
165	2.13	2.14	2.13	2.14	2.13	2.14	2.13	2.14	2.14	2.15	2.14	2.15	2.15	2.14	2.15	2.15	2.15	2.16	2.16
170	2.10	2.11	2.10	2.11	2.10	2.11	2.11	2.12	2.11	2.12	2.12	2.13	2.13	2.12	2.13	2.13	2.13	2.14	2.14
175	2.02	2.03	2.03	2.04	2.04	2.05	2.05	2.06	2.05	2.06	2.05	2.05	2.06	2.05	2.06	2.06	2.06	2.06	2.05
180	2.03	2.04	2.03	2.04	2.04	2.05	2.04	2.04	2.03	2.04	2.03	2.04	2.04	2.03	2.04	2.04	2.04	2.04	2.04

C Range: 0 - 360DEG  
C Interval: 15.0DEG  
Test Speed: HIGH  
Temperature:25.3DEG  
Operators:ZhangXiao  
Test Date:2016-09-09

γ Range: 0 - 180DEG  
γ Interval: 1.0DEG  
Test System:EVERFINE GO-2000B\_V1 SYSTEM V2.0.265  
Humidity:65.0%  
Test Distance:6.590m [K=1.0000]  
Remarks:

# LUMINOUS DISTRIBUTION INTENSITY DATA

Test:U:226.5V I:0.1270A P:27.80W PF:0.9620 Lamp Flux:2553.25x1 lm		
NAME:	TYPE:	WEIGHT:
DIM.:	SPEC.:	SERIAL No.:
MFR.: Rayconn	SUR.:	PROTECTION ANGLE:

Table--2

UNIT: x10cd

C(DEG) γ (DEG)	285	300	315	330	345														
0	1106	1106	1106	1106	1106														
5	897	901	898	911	915														
10	589	596	582	589	578														
15	314	316	301	300	288														
20	180	180	172	169	162														
25	126	125	123	121	118														
30	87.1	87.6	84.9	85.1	81.7														
35	25.3	25.3	22.9	22.9	20.7														
40	7.30	7.48	7.54	7.27	7.18														
45	3.71	3.80	3.72	3.76	3.57														
50	2.42	2.45	2.45	2.43	2.37														
55	1.82	1.84	1.85	1.83	1.81														
60	1.50	1.52	1.53	1.52	1.51														
65	1.30	1.31	1.33	1.32	1.31														
70	1.12	1.12	1.13	1.13	1.12														
75	0.95	0.96	0.96	0.96	0.94														
80	0.80	0.80	0.80	0.80	0.80														
85	0.68	0.68	0.68	0.68	0.68														
90	0.61	0.60	0.60	0.60	0.60														
95	0.61	0.61	0.61	0.61	0.61														
100	0.62	0.62	0.62	0.62	0.62														
105	0.65	0.64	0.65	0.64	0.65														
110	0.68	0.68	0.68	0.68	0.69														
115	0.74	0.73	0.74	0.74	0.74														
120	0.82	0.81	0.82	0.82	0.83														
125	0.96	0.96	0.97	0.96	0.98														
130	1.19	1.18	1.19	1.19	1.20														
135	1.46	1.45	1.46	1.45	1.47														
140	1.70	1.69	1.70	1.70	1.71														
145	1.89	1.87	1.89	1.88	1.91														
150	2.01	2.00	2.01	2.01	2.02														
155	2.08	2.08	2.09	2.08	2.09														
160	2.13	2.12	2.13	2.13	2.13														
165	2.16	2.16	2.16	2.16	2.16														
170	2.14	2.14	2.14	2.14	2.14														
175	2.06	2.05	2.06	2.06	2.06														
180	2.04	2.04	2.04	2.03	2.04														

C Range: 0 - 360DEG  
C Interval: 15.0DEG  
Test Speed: HIGH  
Temperature:25.3DEG  
Operators:ZhangXiao  
Test Date:2016-09-09

γ Range: 0 - 180DEG  
γ Interval: 1.0DEG  
γ Test System:EVERFINE GO-2000B\_V1 SYSTEM V2.0.265  
Humidity:65.0%  
Test Distance:6.590m [K=1.0000]  
Remarks: